

Educational furniture

20
14
15







ly
ond Tutu

1

...
...
...

Introduction
02

Storage
13

Chairs & Tables
39

Breakout & LRC
87

Display
121

Office
125

D&T, Art & Textiles
135

Science
147

Specialist Areas
159

Specifier's Guide
165

Colour Options
182



British Thornton ESF Ltd.,
Prospect Works, South Street
Keighley, West Yorkshire
BD21 5AA

Call the enquiry line on

08705 329 201
8am-5pm Mon-Thurs, 8am-4pm Fri

fax: **01535 680226**
email: sales@british-thornton.co.uk
web: www.british-thornton.co.uk

Ordering and enquiries

All orders are subject to our standard terms and conditions, a copy of which is available upon request. Prices are shown exclusive of VAT which will be applied at the current rate. Payment terms are 30 days net from invoice date or proforma.

Our enquiry line is open from 8am-5pm Monday-Thursday and 8am-4pm Friday.

Call: **08705 329 201**
Fax: **01535 680226**
Email: **sales@british-thornton.co.uk**
Web: **www.british-thornton.co.uk**

Online shop

At British Thornton we are always trying to find new ways to make it easier and more convenient to do business with us. We have, therefore, set up a "trading website" which means you can place orders at anytime, day or night, 365 days a year. Benefits include:

- Over 250 lines available
- Part of one of the largest public supplier networks
- Promotions and web offers
- Account information is stored, making orders quick and easy to place
- All paper work can be eliminated

Just go to www.british-thornton.co.uk

Supplied fully assembled

All our products are supplied and delivered fully assembled, the exceptions to this are due to restrictions of size and access into buildings. Products marked with the above logo will be supplied for simple self-assembly. Assembly does not require any specialist tools. If you require our installation service, please call the enquiry line on 08705 329 201.

Social media

Catch up on the latest news, reviews and videos on our social media pages. You can find us on:



Delivery information

All British Thornton products are delivered fully assembled, with the exception of any products with the self assembly logo. Delivery to a secure, under cover, ground floor point only.

Expert planning and advice

Whether you're planning a refit for a complete building, or simply a refurbishment of a single room, our advice and expertise is there for you.

Our experienced sales and technical staff will work with you to design the environment which best suits your needs and budget. This service includes a site survey, CAD layout, material and colour board samples.

Satisfaction guarantee

The modern teaching environment places heavy demands on furniture and fittings, so we build quality and durability into everything we produce.

Proof of our commitment to the highest standards is our 5 year warranty on all items unless specified otherwise on the product pages. This guarantee is against defective materials and workmanship for 5 years after purchase.

All our warranties are subject to fair wear and tear.

Returns policy

We do hope you are happy with your purchase, however if you need to return or exchange an item British Thornton must be informed within 5 working days of receipt of goods.

As all our products are manufactured to order, unless found to be faulty, a 25% - 35% restock charge will be applied. This is dependent upon the product to be returned and excludes upholstered seating which can only be returned if faulty and not for any other reason.

Goods must be signed for and checked as any damage found will not be rectified afterwards. Please check your items carefully upon delivery for faults or damages and keep any packaging.

Accreditations

Our accreditation to ISO9001:2008 (Quality), ISO 14001:2004 (Environment) and OHSAS 18001:2007 (Health & Safety) doesn't just stop at hanging the certificates. We are eager to continue to improve in all three areas and also to help you, our client, to benefit too. So you can rely on British Thornton products and services to guarantee you the highest quality with the lowest impact on the environment and safety that is built in to our manufacturing processes and your classroom.

Terms and conditions

All orders and products are subject to standard terms and conditions, a copy of which is available upon request.

Whilst every effort is taken to ensure descriptions in this brochure are accurate, changes to products may occur. We therefore reserve the right to make necessary substitutions, whilst ensuring the standards of quality and performance are maintained. Colours in this brochure should be used for guidance only, as variations may occur during printing.



British Educational Suppliers Association



Approved Environmental Management Systems



Approved Quality Management Systems



Approved Health & Safety Management Systems



RIBA CPD Accredited



Construction Line Accredited



Building Confidence Accredited



Contractors Health and Safety Assessment Scheme





We care for the environment

- Our wood waste and sawdust heats our entire factory
- All our timber comes from FSC® or PEFC certified suppliers
- We employ a continual programme of waste removal and planting of native plants in and alongside the River Worth, which flows through our premises
- Our ISO accreditation is proof we are continually striving to minimise our environmental impact
- Board material is low or formaldehyde free
- Our wildlife encouragement programme has brought over 54 species to our stretch of the River Worth, including Herons, Dippers and Kingfishers as well as a spawning pool of brown trout
- 60% of our suppliers are located within a 30 mile radius
- 95% of our materials and products are UK sourced
- Our packaging is re-usable, removed at point of delivery and returned to the factory for us to use again
- 100% of our general waste is re-cycled
- Please ask about our FSC® and PEFC certified products.



To maintain our accreditation to the British Standard ISO 14001:2004, we have to prove that we are continually maintaining and improving our impact on the environment. We are required to pass stringent biannual audits, carried out by government assessors BM TRADA, that are designed to test such vital areas as recycling, raw material selection, fuel reduction, air quality and energy efficiency.





British Thornton
is the UK's largest
independent
educational furniture
manufacturer.



Experience

We have been bringing quality and ground breaking design into the classroom for over 140 years. Today, we still pride ourselves in producing furniture with the same emphasis on quality and we've evolved into a single one-stop-shop solution for all your furniture needs.

Our dedicated staff of 175, includes 30 experienced and enthusiastic designers and contract managers, who constantly break through conventional thinking to find new and innovative designs and lay-outs ahead of the ever changing curriculum. To add to the skilled hands and eyes of our designers, woodworkers and cabinet makers, we enjoy an ongoing investment plan in state-of-the-art machinery.



We firmly believe we have the most accomplished design & project management team in the industry, who achieve clients' aspirations time and time again.



Architects drawing, courtesy of Ryder Architecture Ltd.



Computer generated wire frame image.

Concept to completion

Our experienced team is here to share their expertise with you, the client. We will guide you through each stage of your project, offering advice on DCSF Guidelines, disability and equality considerations and curriculum requirements.

Then lead you to the perfect room layouts, offering help; budgeting and scheduling; manufacturing; delivery; installation and post contract service.

Our one-stop-shop means you don't have to involve anybody else throughout the whole project.

Our people have the design know-how to deliver imaginative ideas to convert your ambitions into stunning reality.

Our skill will make it work for you, co-ordinate with your overall scheme and remain within budget.

Most important of all, British Thornton will listen to you, keep you informed of progress and remain ahead of the game, striving always for best practice and best value.



Photograph, finished project, Jarrow School.



Introduction • New for 2014



Your classroom, your tables, your way.

Tessellate, the first truly flexible, agile and configurable classroom table range



Tessellate

The tessellate range allows you to design and organise your classroom, LRC or breakout space quickly and effectively. From collaboration friendly group configurations to linear rows of desks, IT points, power hubs and soft seating, the tessellate range has a product to suit your needs.



Everyday40 Shelving (right), an update to our popular shelving system, provides a robust solution without compromise on aesthetics and finishes.




LRC furniture

At British Thornton we firmly believe that the LRC is once again becoming the focal point of many schools. With reduced spend and space allowance, it is ever more critical that school libraries perform, not only in the traditional sense, but also as multi-functional adaptable spaces that benefit the school in numerous ways. With this in mind we have revamped our library offering and included more products with more options to help you maximise the potential from your library space.

The Vista* beam bench (middle) offers cable managed desking, perfect for libraries, IT spaces and offices.

Innovate25 (right), a robust steel library system provides high volume shelving, available with a number of end panel options.






The Slide teaching wall has been designed to offer a modular and customisable teaching wall, without the bespoke price tag.

See page 32-34



Total solution

From traditional tables and chairs through to ergonomically designed, adaptable products such as our new Ray chair and Agile table, British Thornton can provide a total solution for any school environment.



Few designs manage to successfully combine flexibility, style and functionality; three very important requirements in modern educational furniture design. Vista⁺ by British Thornton is the exception.



Vista⁺ range

The new Vista⁺ range from British Thornton is designed to transform breakout, IT and LRC spaces into agile and inspirational learning hubs, rich with power and data, small group work areas and flexible seating pods. All designed to suit your exacting requirements.

See page 88-99.





'The vast range of quality products from bespoke pieces to their catalogue range have proved to be of a very high quality and not only appreciated, but loved by both students and staff. The furniture looks as crisp today as the day it was installed.'

Steve Evans, Senior Vice Principal
Trinity Academy, Halifax.



Trinity Academy

'A key part of the success of the project was the technical support provided by British Thornton. The in depth knowledge of their products and their understanding approach to the complexity of some of the spaces in the build ensured the solutions were well planned and perfectly designed for the environment. Their design team were open and flexible to the needs of the academy and continually supplied feedback, this feedback supported the academy in its choices and ultimately delivered a superb environment for students to learn in.'

Steve Evans, Senior Vice Principal
Trinity Academy, Halifax.



'British Thornton were always professional in their approach and very helpful with design ideas.'

Liz Davies, Capital Project Director
Bradford Academy



Bradford Academy

'British Thornton worked with us from the early stages of the project providing design layouts for the various room types right through to final installation of the fixed and loose furniture provision. During that time they were always professional in their approach and very helpful with design ideas.'

Liz Davies, Capital Project Director
Bradford Academy



Introduction • Manufacturing Expertise

We are delighted to inform you that the Counties Furniture Group (CFG) have contracted British Thornton to continue the manufacture of their storage and benching range. This contract has been awarded through the OJEU process. British Thornton & CFG will continue to work in partnership to develop and provide well furnished learning environments and innovative product solutions.

About CFG:

CFG has been synonymous with the highest standards in the design and manufacture of educational furniture for over forty years.

The group comprises of 80 Local Authorities and membership is free to any Local Authority to access coordinated products manufactured with the benefits of aggregated demand to keep prices to a minimum.

- Quality through design. All items are carefully researched and designed to meet the needs of the educational environment. Products are also designed to meet appropriate British Standards. CFG have been involved in setting standards for educational furniture through British Standards Institute since its inception and the Senior Designer sits on the BSI and CEN European Education Furniture Committees.
- Manufacturers to the Group are carefully chosen on strict performance and tendering criteria.
- Quality products are made available through our manufacturers commitment to standards and quality performance.
- CFG and its manufacturers are fully committed to After Sales Service.




CFG's primary aims are to:

- Design furniture to enhance and improve the teaching environment of its members' educational establishments
- Advise on the selection and procurement of its products
- Arrange for product manufacture and supply
- Undertake collaborative research on British and European standards

Benefits

- CFG design office provides a layout, cost scheduling facility free to members for educational projects
- Complete design and colour co-ordinated range of furniture. Comprehensive ranges for furnishing whole school environments, from general teaching and office areas to specialist curriculum areas
- Standing order requirements and the European Community Directive for public sector contracts (*some supplemental items are also included to provide wider options for members which are not tendered via OJEU, but are clearly indicated as such).
- Prices are continually monitored throughout the length of contract by a Local Authority supplies officer, ensuring advantageous prices to members. The volume of sales enables the group to negotiate the very best prices for its members.
- Because CFG is a not for profit Local Authority controlled company it understands the particular needs of individual Local Authorities.
- Members have a voice in the running of CFG through regular Advisory Committees and an Annual Meeting.
- Priority delivery for CFG members.
- CFG officer support in representing members interests. A small team of specialist officers seconded part-time from member authorities carry out the Group's day to day business keeping overheads to a minimum.

We are delighted to inform you that the Counties Furniture Group (CFG) have contracted British Thornton to continue the manufacture of their storage and benching range



For further information and any queries regarding membership, please contact,



CFG design office
The Shirehall, Abbey Foregate
Shrewsbury, Shropshire, SY2 6ND

Telephone 01743 255671
Email info@cfg.gov.uk
Website www.cfg.gov.uk

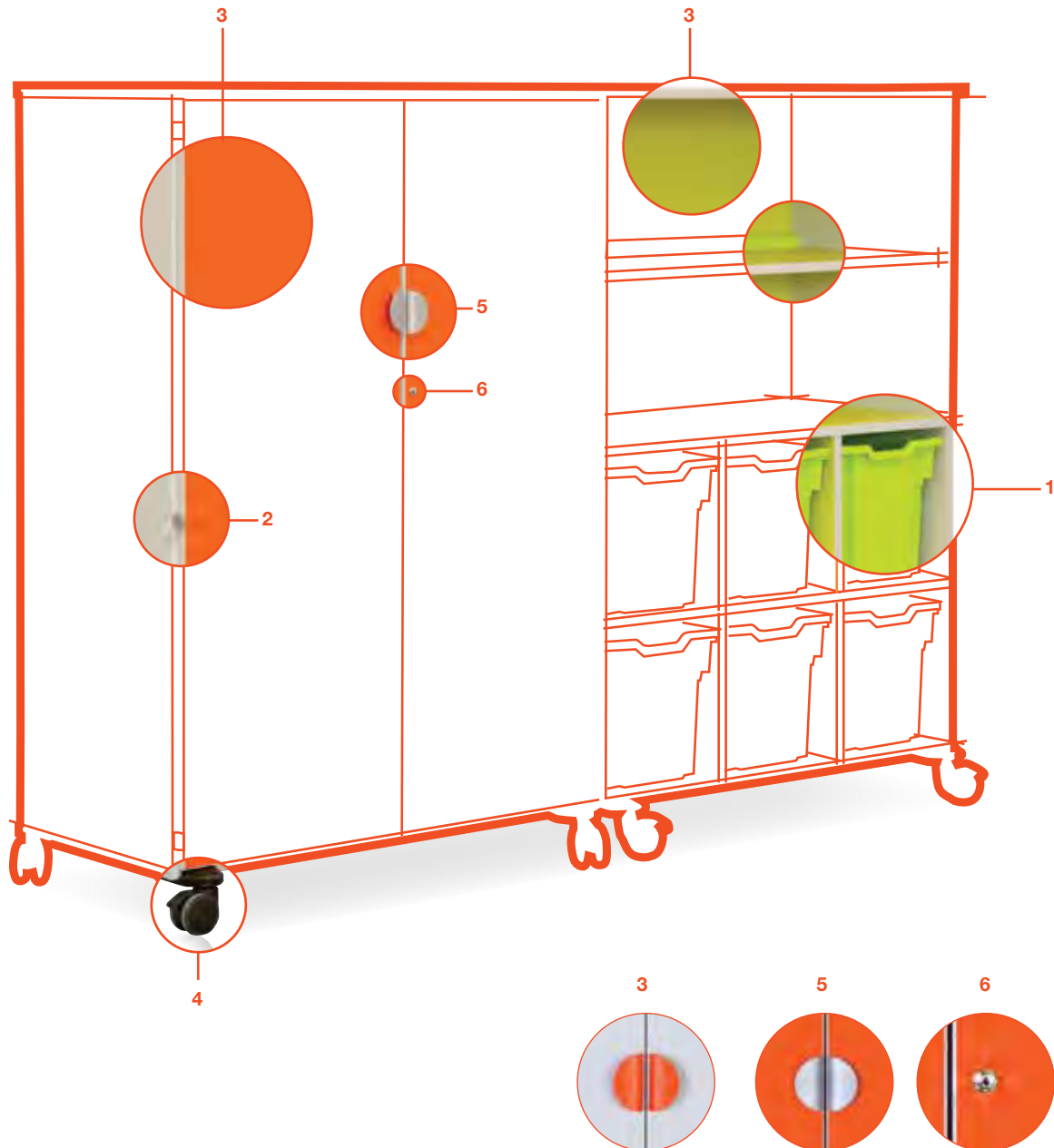


Storage

37
13



Storage • Vista+ Store



Vista+ store

The Vista+ range is detailed with co-ordinating colours so that different elements can be mixed and matched. The storage units are available with a variety of internal shelf/pigeon hole/tray/cupboard elements. All units feature a whiteboard back panel as standard. This allows the units to be re-configured in classroom and breakout spaces forming impromptu work areas for presentations and small group discussions.

All open-front options have coloured internal surfaces. Carcasses with doors are supplied with a grey internal and either plain grey doors with coloured handles, or coloured doors with grey handles. The units can be used with the Vista+ Surface range see pages 114-115 to create a variety of both interesting and flexible environments.

1 Jumbo trays

Gratnells jumbo trays are reinforced polypropylene trays. Sold separately, see page 23.

2 230° hard-wearing hinges

Exposed knuckle hinges, with integral closure, give a full 230° opening; vastly improving the durability and longevity of the door. Crucifix plates, to the carcass, give much greater hold.

3 Coloured doors or coloured internal

Open units are available with either grey or coloured internal divisions, shelves and backs. Units with doors have grey internal panels and are available with either grey doors with coloured handles or coloured doors with grey handles.

4 Lockable castors

Fitted with front / back facing "out-rigger" lockable castors for added stability and also allows close side to side positioning.



All units featured on pages 14-17 have dry-wipe back panels



Open units are available with either grey or coloured internal panels as shown.

5 Handles

This unique handle design offers a modern look and feel. Manufactured from zinc alloy and finished in an epoxy powder coating.

6 Locking doors

Locks are supplied as standard to all of the furniture in this range with doors. The chrome nozzle locks feature a removable barrel, to be suited as required and mastered. The removable barrel allows the lock to be changed simply and easily if the keys are lost or a change of lock is required.

Carcase finishes

(Replace  with a colour code below)

Light Grey/White

Coloured doors or coloured internal

(Replace  with a colour code below)

Lime/Orange/Fuchsia/Dark Cyan/Purple/Yellow/Grey/White

Handle option for grey doors

(Replace  with a colour code below)

Lime/Orange/Fuchsia/Dark Cyan/Purple/Yellow/White

Handle option for coloured doors



Light grey

Coding structure

Product	Carcase	Internal	Door	Handle
CODE	-  -			

Example (for the unit shown above)

Product	Carcase	Internal	Door	Handle
6952	- G -	P	N	N

6952-G-PNN

KEY

- L = Lime
- O = Orange
- F = Fuchsia
- D = Dark Cyan
- P = Purple
- Y = Yellow
- G = Grey
- W = White
- N = N/A
- V = Matches carcass finish



Storage • Vista+ Store



Takes 6
jumbo
trays

A. 6 top compartment unit with shelf below

- Includes 6 top compartments (to take 6 jumbo trays, not included) and 1 full width adjustable shelf below
- Dry-wipe back panel

1010(W) x 445(D) x 1500(H)mm

Coloured internal **6956--NN** **£262.95**
Internal matches carcass **6956--VNN** **£262.95**



Takes 12
jumbo
trays

B. Mobile 12 compartment unit

- Includes 12 compartments (to take 12 jumbo trays, not included)
- Dry-wipe back panel

1010(W) x 445(D) x 1500(H)mm

Coloured internal **6958--NN** **£297.95**
Internal matches carcass **6958--VNN** **£297.95**



Takes 6
jumbo
trays

C. 6 bottom compartment unit with shelf above

- Includes 6 bottom compartments (to take 6 jumbo trays, not included) and 1 full width adjustable shelf above
- Dry-wipe back panel

1010(W) x 445(D) x 1500(H)mm

Coloured internal **6954--NN** **£262.95**
Internal matches carcass **6954--VNN** **£262.95**



Takes 6
jumbo
trays

D. 6 top compartment cupboard with shelf below

- Includes 6 top compartments (to take 6 jumbo trays, not included) and 1 full width adjustable shelf below
- Dry-wipe back panel
- Locking doors

1010(W) x 445(D) x 1500(H)mm

Coloured doors **6957-L--VG** **£371.95**
Doors matching carcass **6957-L--VV** **£371.95**



Takes 6
jumbo
trays

E. 6 bottom compartment cupboard with shelf above

- Includes 6 bottom compartments (to take 6 jumbo trays, not included) and 1 full width adjustable shelf above
- Dry-wipe back panel
- Locking doors

1010(W) x 445(D) x 1500(H)mm

Coloured doors **6955-L--VG** **£371.95**
Doors matching carcass **6955-L--VV** **£371.95**



F. 14 tray and shelf unit

- Includes 14 clear shallow trays, 2 adjustable shelves and 1 fixed middle shelf
- Dry-wipe back panel

1010(W) x 445(D) x 1500(H)mm

Coloured internal **6952--NN** **£339.95**
Internal matches carcass **6952--VNN** **£339.95**

Don't forget to include your colour/finish choice when ordering.



Finishes
(Replace with a colour code below)



Grey/White

Coloured doors/internal (grey handles)
(Replace with a colour code below)



Lime/Orange/Fuchsia/Dark Cyan/Purple/
Yellow/Grey/White



Storage • Vista+ Store



G. 14 tray and shelf cupboard

- Includes 14 clear shallow trays, 2 adjustable shelves and 1 fixed middle shelf.
- Dry-wipe back panel
- Locking doors

1010(W) x 445(D) x 1500(H)mm

Coloured doors **6953-L--VG** £446.95
Doors matching carcass **6953-L--VV** £446.95



H. Mobile 4 shelf unit with doors

- 1 fixed middle shelf & 2 adjustable shelves
- Dry-wipe back panel
- Locking doors

1010(W) x 445(D) x 1500(H)mm

Coloured doors **6951-L--VG** £335.95
Doors matching carcass **6951-L--VV** £335.95



I. Mobile 12 door locker

- 12 compartments with locking doors
- Dry-wipe back panel

1010(W) x 445(D) x 1500(H)mm

Coloured doors **6959-L--VG** £686.95
Doors matching carcass **6959-L--VV** £686.95



J. Mobile 4 shelf unit

- 1 fixed middle shelf & 2 adjustable shelves
- Dry-wipe back panel

1010(W) x 445(D) x 1500(H)mm

Coloured internal **6950--NN** £226.95
Internal matches carcass **6950--VNN** £226.95

Handle colour (for non-coloured doors)
(Replace with a colour code below)



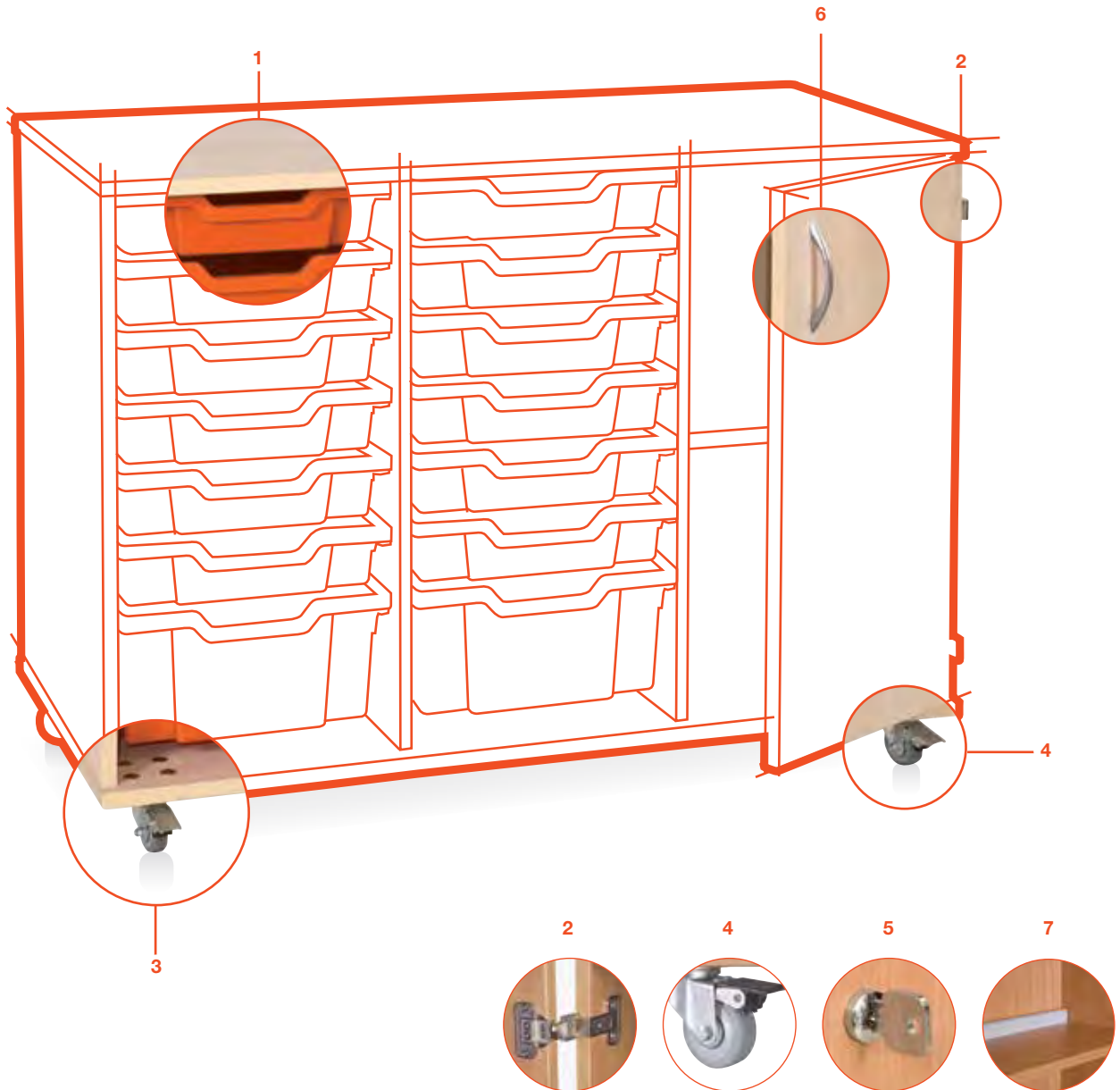
Lime/Orange/Fuchsia/Dark Cyan/Purple/
Yellow/White

Coding structure

Product	Carcass	Internal	Door	Handle
CODE	- -			



Storage • Everyday Range



The everyday range

Designed to withstand the rigours of everyday life, this range provides a cost-effective storage solution for any classroom.

Our Everyday range is manufactured from 18mm quality furniture board. Available in 5 finishes with matching ABS edging, for durability.

Finishes

(Replace **B** with a colour code below)



Beech/Maple/Oak/Grey/White

Features

1 Trays

Gratnells trays are reinforced polypropylene trays. Weight capacity 5kg in each tray.

2 230° hard-wearing hinges

Exposed knuckle hinges, with integral closure, give a full 230° opening; vastly improving the durability and longevity of the door. Crucifix plates, to the carcass, give much greater hold.

3 Heavy duty castor fixing

The rubber tyre castors are bolted through the base, for superior strength and durability.

4 Lockable castors

The two braked castors, to the front, keep the unit from moving once in position.

5 Locking units

Locks can be fitted as an option to any of the furniture in this range, including glass doors. The chrome nozzle locks feature a removable barrel and are available on request; to be suited as required, and mastered. The removable barrel allows the lock to be changed simply and easily if the keys are lost or a change of lock is required. Please add (-L) to the end of the product code.

Pair of timber doors	-L	£12.75
Each drawer	-L	£12.75
Glass doors	-L	£22.75

6 The thornton handle


High quality steel, matt chrome handles are supplied as standard (see above).

7 Shelf stiffeners

Where indicated, units include our new and improved shelf support system. This allows for greater storage capacity on each shelf. Maximum load on each shelf should not exceed 25kg.



Storage • Everyday Range



A. Shallow tray

• 5kg weight capacity per tray

312(W) x 427(D) x 75(H)mm

Blue	FZ0151	£1.99
Cool blue	FZ0607	£1.99
Purple	FZ0111	£1.99
Red	FZ0141	£1.99
Orange	FZ0271	£1.99
Pink	FZ0121	£1.99
Yellow	FZ0171	£1.99
Green	FZ0161	£1.99
Lime	FZ0605	£1.99
Grey	FZ0131	£1.99
Frost	FZ0570	£1.99
Blueberry Jelly	FZ0649	£1.99
Grape Jelly	FZ0612	£1.99
Kiwi Jelly	FZ0613	£1.99
Lemon Jelly	FZ0614	£1.99



B. Deep tray

• 5kg weight capacity per tray

312(W) x 427(D) x 150(H)mm

Blue	FZ0191	£3.99
Cool blue	FZ0608	£3.99
Purple	FZ0241	£3.99
Red	FZ0181	£3.99
Orange	FZ0281	£3.99
Pink	FZ0231	£3.99
Yellow	FZ0211	£3.99
Green	FZ0201	£3.99
Lime	FZ0606	£3.99
Grey	FZ0221	£3.99
Frost	FZ0560	£3.99
Blueberry Jelly	FZ0643	£3.99
Grape Jelly	FZ0629	£3.99
Kiwi Jelly	FZ0633	£3.99
Lemon Jelly	FZ0642	£3.99



C. Jumbo tray

• 5kg weight capacity per tray

312(W) x 427(D) x 300(H)mm

Blue	FZ0500	£6.99
Cool blue	FZ0512	£6.99
Purple	FZ0513	£6.99
Red	FZ0504	£6.99
Orange	FZ0506	£6.99
Pink	FZ0511	£6.99
Yellow	FZ0501	£6.99
Green	FZ0502	£6.99
Lime	FZ0508	£6.99
Grey	FZ0503	£6.99
Frost	FZ0530	£6.99
Blueberry Jelly	FZ0638	£6.99
Grape Jelly	FZ0631	£6.99
Kiwi Jelly	FZ0635	£6.99
Lemon Jelly	FZ0640	£6.99



D. Extra deep tray

• 5kg weight capacity per tray

312(W) x 427(D) x 225(H)mm

Blue	FZ0204	£4.99
Red	FZ0194	£4.99
Yellow	FZ0214	£4.99
Green	FZ0224	£4.99
Frost	FZ0205	£4.99
Blueberry Jelly	FZ0637	£4.99
Grape Jelly	FZ0630	£4.99
Kiwi Jelly	FZ0634	£4.99
Lemon Jelly	FZ0639	£4.99

Gratnells trays are designed for use with our tray storage units. Shallow and deep trays can be placed within any unit with tray runners. Extra deep and jumbo trays should be located a shelves within a designated space.



Shallow, deep and jumbo trays (Item A-C)



Blue/Cool Blue/Purple/Red/Orange/Pink/



Yellow/Green/Lime/Grey/Frost/



Blueberry Jelly/Grape Jelly/Kiwi Jelly/Lemon Jelly

Extra deep trays (Item D)

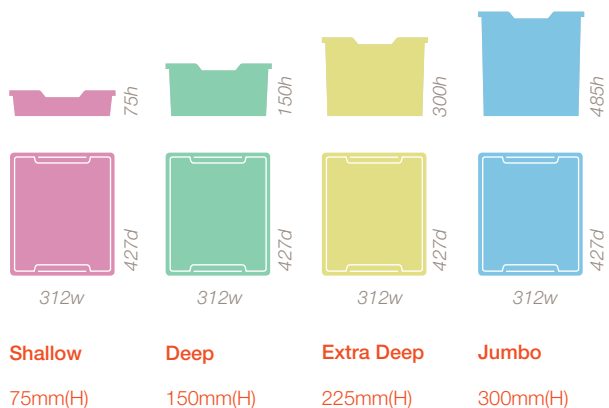


Blue/Red/Yellow/Green/Frost



Blueberry Jelly/Grape Jelly/Kiwi Jelly/Lemon Jelly

TRAY KEY



Storage • Everyday Range



A. Single tray unit

- Mobile single column unit with deep and shallow trays

350(W) x 485(D)

600(H)mm	5 trays	BR 20	£80.25
750(H)mm	7 trays	BR 03	£94.95
850(H)mm	8 trays	BR 119	£102.75



B. Double tray unit

- Mobile double column unit with deep and shallow trays

680(W) x 485(D)

600(H)mm	10 trays	BR 77	£144.25
750(H)mm	14 trays	BR 02	£155.25
850(H)mm	18 trays	BR 120	£172.25



C. Triple tray unit

- Mobile triple column unit with deep and shallow trays

1015(W) x 485(D)

600(H)mm	15 trays	BR 05	£197.95
750(H)mm	21 trays	BR 01	£205.95
850(H)mm	24 trays	BR 121	£215.75



D. Quad tray unit

- Mobile quad column unit with shallow trays

1345(W) x 485(D)

600(H)mm	24 trays	BR 37	£236.85
750(H)mm	32 trays	BR 38	£257.50
850(H)mm	36 trays	BR 122	£273.25



E. Tray and shelf unit

- Mobile unit with 2 adjustable shelves, includes trays

1015(W) x 485(D)

750(H)mm	14 trays	BR 09	£205.25
----------	----------	-------	---------



F. Tray and shelf unit

- Mobile unit with 1 adjustable shelf, includes trays

1015(W) x 485(D)

600(H)mm	5 trays	BR 04	£156.50
750(H)mm	7 trays	BR 08	£167.85



G. Mobile storage with 12 A3 trays

- Includes 12 blue A3 trays

970(W) x 530(D)

655(H)mm	BR 61	£214.50
----------	-------	---------



H. Mobile storage with 6 A3 trays

- Mobile unit with 6 blue A3 trays

500(W) x 530(D)

655(H)mm	BR 62	£123.50
----------	-------	---------



I. 9 bay unit

- Mobile unit with 9 deep trays

1015(W) x 485(D)

750(H)mm	9 trays	BR 11	£205.95
----------	---------	-------	---------

Finishes (All items)
(Replace **B** with a colour code below)



Beech/Maple/Oak/Grey/White

Solid colour trays (Items A-F, I-Q)



Blue/Cool Blue/Purple/Red/Orange/Pink/Yellow/
Green/Lime/Grey

Translucent and jelly trays (Items A-F, I-Q)



Frost/Blueberry Jelly/Grape Jelly/Kiwi Jelly/
Lemon Jelly



Storage • Everyday Range



J. Static single tray unit

- Static single column unit with deep and shallow trays

687(W) x 485(D)

600(H)mm	5 trays	BR118	£80.25
754(H)mm	7 trays	BR114	£94.95
850(H)mm	8 trays	BR110	£102.75



K. Static double tray unit

- Static double column unit with deep and shallow trays

687(W) x 485(D)

600(H)mm	10 trays	BR117	£144.25
754(H)mm	14 trays	BR113	£155.25
850(H)mm	16 trays	BR119	£172.25



L. Static triple tray unit

- Static triple column unit with deep and shallow trays

1015(W) x 485(D)

600(H)mm	15 trays	BR116	£197.95
754(H)mm	21 trays	BR112	£205.95
850(H)mm	24 trays	BR108	£215.75



M. Static quad tray unit

- Static quad column unit with shallow trays

1345(W) x 485(D)

600(H)mm	24 trays	BR115	£236.85
754(H)mm	32 trays	BR111	£257.50
850(H)mm	36 trays	BR107	£273.25



N. Static 9 bay unit

- Static unit with 9 deep trays

1345(W) x 485(D)

754(H)mm	9 trays	BRM123	£205.95
----------	---------	--------	---------

TRAY KEY



Shallow – 75mm(H)



Deep – 150mm(H)



Extra Deep – 225mm(H)



Jumbo – 300mm(H)



O. Static storage with 6 jumbo trays

- Static unit with 6 jumbo trays

690(W) x 485(D)

1079(H)mm	6 trays	BR126	£143.95
-----------	---------	-------	---------



P. Static storage with 9 jumbo trays

- Static unit with 9 jumbo trays

1020(W) x 485(D)

1079(H)mm	9 trays	BR125	£205.95
-----------	---------	-------	---------



Q. Static storage with 12 jumbo trays

- Static unit with 12 jumbo trays

1345(W) x 485(D)

1079(H)mm	12 trays	BR124	£249.50
-----------	----------	-------	---------

Don't forget to include your colour/finish choice when ordering.



Storage • Everyday Range



A. 4 bay unit with extra deep trays

- Mobile unit with 6 extra deep trays

690(W) x 485(D)

600(H)mm

BR 41

£140.95

B. 6 bay unit with extra deep trays

1015(W) x 485(D)

- Mobile unit with 6 extra deep trays

600(H)mm

BR 42

£157.55

C. 6 extra deep tray unit

- Mobile unit with 6 extra deep trays

690(W) x 485(D)

845(H)mm

BR 46

£157.55



D. 9 extra deep tray unit

- Mobile unit with 9 extra deep trays

1015(W) x 485(D)

845(H)mm

BR 45

£217.85

E. 12 extra deep tray unit

- Mobile unit complete with 12 extra deep trays

1345(W) x 485(D)

845(H)mm

BR 44

£236.85

F. 12 extra deep tray cupboard

- Mobile unit with 12 extra deep trays

1345(W) x 485(D)

845(H)mm

BR 43

£296.10



G. 8 deep and 6 extra deep tray unit

- Mobile unit with 8 deep trays and 6 extra deep trays

1345(W) x 485(D)

845(H)mm

BR 39

£236.85

H. 8 deep and 6 extra deep tray cupboard

- Mobile unit with 8 deep trays and 6 extra deep trays

1345(W) x 485(D)

845(H)mm

BR 40

£298.65

I. 8 deep tray and shelf unit

- Mobile unit with 8 deep trays and 2 shelves

1345(W) x 485(D)

845(H)mm

BR 47

£224.95

Finishes (All items)
(Replace █ with a colour code below)

B M F G W

Beech/Maple/Oak/Grey/White

Solid colour trays (Items A-O)



Blue/Red/Yellow/Green

Translucent and jelly trays (Items A-O)



Frost/Blueberry Jelly/Grape Jelly/Kiwi Jelly/
Lemon Jelly



Storage • Everyday Range



J. 4 jumbo and 6 deep tray unit

- Mobile unit with 4 jumbo and 6 deep trays
- 1345(W) x 485(D)
750(H)mm

BR 55

£232.25



K. 2 jumbo and 3 deep tray unit

- Mobile unit with 2 jumbo and 3 deep trays
- 690(W) x 485(D)
750(H)mm

BR 48

£147.95

This range of products is designed to be easy-to-use with each tray located in it's own cubby hole. Gaining access to the trays and tidying them away after use, is child's play.



L. 18 bay unit with extra deep trays

- Static unit with 18 extra deep trays
- 1015(W) x 465(D)
1600(H)mm

BR 75

£272.45



M. 18 bay cupboard with extra deep trays

- Static unit with 18 extra deep trays
- 1015(W) x 485(D)
1600(H)mm

BR 76

£331.60

Easy-to-use with the trays located on shelves



N. 12 bay unit with extra deep trays

- Static unit with 12 extra deep trays
- 1015(W) x 465(D)
1200(H)mm

BR 68

£236.85



O. 12 bay cupboard with extra deep trays

- Static unit with 12 extra deep trays
- 1015(W) x 485(D)
1200(H)mm

BR 69

£331.60

TRAY KEY



Shallow – 75mm(H)



Deep – 150mm(H)



Extra Deep – 225mm(H)



Jumbo – 300mm(H)

Don't forget to include your colour/finish choice when ordering.



Storage • Everyday Range



A. Mobile storage with 9 jumbo trays

- Mobile unit with 9 jumbo trays

1020(W) x 485(D)

1075(H)mm 9 trays **BR 59** £205.95



B. Mobile storage with 12 jumbo trays

- Mobile unit with 12 jumbo trays

1340(W) x 485(D)

1075(H)mm 12 trays **BR 60** £249.50



C. Mobile storage with 6 jumbo trays

- Mobile unit with 6 jumbo trays

690(W) x 485(D)

1075(H)mm 6 trays **BR 58** £143.95



D. Mobile storage with 12 assorted trays

- Mobile unit with 3 shallow trays, 3 deep trays, 3 extra deep tray, 3 jumbo trays

1020(W) x 470(D)

950(H)mm **BR 71** £201.80



E. Mobile storage with 16 assorted trays

- Mobile unit with 4 shallow trays, 4 deep trays, 4 extra deep tray, 4 jumbo trays

1340(W) x 470(D)

950(H)mm **BR 72** £232.70



F. Mobile storage with 12 extra deep trays

- Mobile unit with 12 extra deep trays

1340(W) x 470(D)

845(H)mm **BR 73** £181.20



G. Mobile storage with 16 extra deep trays

- Mobile unit with 16 extra deep trays

1340(W) x 470(D)

1110(H)mm **BR 74** £205.95



H. Static narrow cupboard

- Static unit with 1 adjustable shelf

1015(W) x 300(D)

750(H)mm **BR 102** £128.95
850(H)mm **BR 101** £138.75



I. Static cupboard

- Static unit with 1 adjustable shelf

1015(W) x 485(D)

750(H)mm **BR 104** £134.85
850(H)mm **BR 103** £144.75

Finishes (All items)
(Replace **B** with a colour code below)



Beech/Maple/Oak/Grey/White

Solid colour trays (Items A-C)



Blue/Cool Blue/Purple/Orange/Pink/Yellow/Green/
Lime/Grey

Translucent and jelly trays (Items A-C)



Frost/Blueberry Jelly/Grape Jelly/Kiwi Jelly/
Lemon Jelly



Storage • Everyday Range



J. Mobile cupboard

- Mobile unit with 1 adjustable shelf
- 1015(W) x 485(D)

600(H)mm BR06
750(H)mm BR07

£132.60
£134.55



K. Double shelf cupboard

- Mobile unit with 2 adjustable shelves
- 1015(W) x 485(D)

600(H)mm BR27
750(H)mm BR28

£144.45
£161.65



L. Double open shelf unit

- Mobile unit with 2 adjustable shelves
- 1015(W) x 485(D)

600(H)mm BR22
750(H)mm BR56

£121.50
£126.45



M. Standard open shelf unit

- Mobile unit with 1 adjustable shelf
- 1015(W) x 485(D)

600(H)mm BR21
750(H)mm BR16

£109.70
£113.25



N. A1 paper storage

- Mobile unit with 2 fixed shelves
 - Stores up to A1 size paper
- 900(W) x 650(D)

750(H)mm BR17

£142.65



O. Paper storage unit

- Mobile unit with 6 sliding shelves
 - Stores up to A1 size paper
- 1015(W) x 710(D)

750(H)mm BR63

£228.90



P. 5 Drawer plan chest

- Mobile unit with 5 drawers
 - Stores up to A1 size paper
- 1015(W) x 710(D)

750(H)mm BR66

£308.95



Q. 6 drawer plan chest

- Static unit with 6 drawers
 - Stores up to A1 size paper
- 1015(W) x 710(D)

800(H)mm BR36

£344.30



R. A1 paper cupboard

- Static unit with 3 adjustable shelves
 - Stores up to A1 size paper
- 1015(W) x 710(D)

750(H)mm BR106
800(H)mm BR35
850(H)mm BR105

£255.50
£275.95
£296.50

Solid colour trays (Items D-G)



Blue/Red/Yellow/Green

Translucent and jelly trays (Items D-G)



Frost/Blueberry Jelly/Grape Jelly/Kiwi Jelly/
Lemon Jelly

Don't forget to include your colour/finish choice when ordering.



Storage • Everyday Range



A. Tall stock cupboard

- Static unit with 4 adjustable shelves, including shelf stiffener, and 1 fixed shelf

1010(W) x 465(D)

1800(H)mm

BR **13**

£292.80



B. Stock cupboard

- Static unit with 2 adjustable shelves, including shelf stiffener, and 1 fixed shelf

1010(W) x 465(D)

1500(H)mm

BR **50**

£242.55



C. Low stock cupboard

- Static unit with 2 adjustable shelves, including shelf stiffener, and 1 fixed shelf

1010(W) x 465(D)

1200(H)mm

BR **12**

£205.95



D. Tall tray shelf unit


- Static unit with 36 trays and 1 adjustable shelf

1010(W) x 465(D)

1600(H)mm

BR **10**

£375.20



E. Storage tray cupboard

- Static unit with 16 shallow trays, 2 adjustable shelves and 1 fixed shelf

1010(W) x 465(D)

1500(H)mm

16 trays BR **51**


£308.95

- Static unit with 20 shallow trays, 4 adjustable shelves and 1 fixed shelf

1800(H)mm

20 trays BR **52**

£357.65



F. Tall tray unit

- Static unit with 48 Shallow trays

1010(W) x 465(D)

1500(H)mm

48 trays BR **53**

£371.80

- Static unit with 60 shallow trays

1800(H)mm

60 trays BR **54**

£447.55



G. Open tall tray shelf unit

- Static unit with 2 half width adjustable shelves, 18 shallow and 3 deep trays

1010(W) x 465(D)

1500(H)mm

21 trays BR **29**

£278.85

- Static unit with 24 shallow and 3 deep trays

1800(H)mm

27 trays BR **30**

£357.15



H. Tall tray shelf cupboard

- Static unit with 18 shallow and 3 deep trays, 2 half width adjustable shelves

1010(W) x 465(D)

1500(H)mm

21 trays BR **31**

£359.70

- Static unit with 24 shallow and 3 deep trays

1800(H)mm

27 trays BR **32**

£438.25



I. Shelf cupboard unit

- Static unit with 1 fixed shelf and 2 half width adjustable shelves

1010(W) x 465(D)mm

1500(H)mm

BR **33**

£263.45

1800(H)mm

BR **34**

£308.20

Finishes (All Items)

(Replace **B** with a colour code below)

B M F G W

Beech/Maple/Oak/Grey/White

Solid colour trays (Items D-H)



Blue/Cool Blue/Purple/Red/Orange/Pink/Yellow/Green/Lime/Grey

Translucent and jelly trays (Items D-H)



Frost/Blueberry Jelly/Grape Jelly/Kiwi Jelly/Lemon Jelly



Storage • Everyday Range



J. Everyday bag store

- 5 fixed shelves with in a high pressure laminate surface for improved scratch resistance, strength and durability.

1010(W) x 600(D)

1800(H)mm

BR185

£284.80



K. Bag storage unit

- 5 shelves, each clad in rubber Armour Dot, for durability and to help prevent the bags from sliding around

1015(W) x 600(D)

1850(H)mm

SS27

£411.95



Armour dot shelves



L. Low level bag storage unit

- Curved side panels with polished MDF edges
- 2 shelves, each clad in rubber Armour Dot, for durability and to help prevent the bags from sliding around
- Image shows 2 units placed side by side.

1200(W) x 500(D)

1000(H)mm

ES124

£222.40



M. Staff pigeon hole unit

- Table with grey frame 1200(W) x 750(D) x 700(H)
- Unit complete with configurable 33 shelves
- Due to the size of this unit, it is supplied in two parts, for easy self assembly, no special tools required

1200(W) x 750(D)

1900(H)mm

BR170

£487.95



N. Pigeon hole unit

- Internal compartment dimensions 380(W) x 320(D) x 240(H)mm

1210(W) x 350(D)

846(H)mm

BR118

£190.95

Designed to withstand the rigours of everyday life, this range provides a cost-effective storage solution suitable for any school.



O. Wall unit

- Wall mounted, open fronted unit with 1 adjustable shelf

1015(W) x 300(D)

600(H)mm

BR115

£99.10



P. Wall unit with doors

- Wall mounted cupboard unit with 1 adjustable shelf

1015(W) x 320(D)

600(H)mm

BR114

£143.95



Q. Wall unit with glass doors

- Wall mounted, glass fronted wall unit with 1 adjustable shelf and 2 sliding glass doors

1015(W) x 300(D)

600(H)mm

BR157

£152.40

Finishes (All Items)

(Replace **B** with a colour code below)



Beech/Maple/Oak/Grey/White

Don't forget to include your colour/finish choice when ordering.



Storage • Lockers



A. Single door

450(D) x 1800(H)mm

300(W)mm	Nest of 1	VP352	£85.75
450(W)mm	Nest of 1	VP353	£104.80
600(W)mm	Nest of 2	VP354	£156.00
900(W)mm	Nest of 2	VP355	£191.40
900(W)mm	Nest of 3	VP356	£227.10

B. Two door

450(D) x 1800(H)mm

300(W)mm	Nest of 1	VP357	£94.70
450(W)mm	Nest of 1	VP358	£114.10
600(W)mm	Nest of 2	VP359	£174.00
900(W)mm	Nest of 2	VP360	£205.95
900(W)mm	Nest of 3	VP361	£254.35

C. Three door

450(D) x 1800(H)mm

300(W)mm	Nest of 1	VP362	£112.80
450(W)mm	Nest of 1	VP363	£133.40
600(W)mm	Nest of 2	VP364	£205.95
900(W)mm	Nest of 2	VP365	£248.00
900(W)mm	Nest of 3	VP366	£306.90



D. Four door

450(D) x 1800(H)mm

300(W)mm	Nest of 1	VP367	£121.80
450(W)mm	Nest of 1	VP368	£145.20
600(W)mm	Nest of 2	VP369	£227.10
900(W)mm	Nest of 2	VP370	£270.10
900(W)mm	Nest of 3	VP371	£333.45

E. Five door

450(D) x 1800(H)mm

300(W)mm	Nest of 1	VP372	£137.50
450(W)mm	Nest of 1	VP373	£165.60
600(W)mm	Nest of 2	VP374	£253.10
900(W)mm	Nest of 2	VP375	£304.35
900(W)mm	Nest of 3	VP376	£368.70

F. Six door

450(D) x 1800(H)mm

300(W)mm	Nest of 1	VP377	£164.20
450(W)mm	Nest of 1	VP378	£171.95
600(W)mm	Nest of 2	VP379	£275.80
900(W)mm	Nest of 2	VP380	£327.50
900(W)mm	Nest of 3	VP381	£406.60

Metal locker system (Items A-F)

Lockers using an all-steel construction offer durable and high quality, secure personal storage. Attention to strength is given in the primary area of doors, door frames and locking systems.

All lockers feature ventilation slots and card holders as standard.

Nesting lockers

Lockers are available in nests of 1, 2 or 3, making installation easier and quicker in larger applications. Lockers are pre-drilled for further nesting once in location. Sloping tops are available as an optional extra.

Call **08705 329 201** for our expert planning service, or to arrange installation.

- 1 year warranty

Coloured front (Items A-F)

The steel carcass is Light Grey and the locker fronts are available in 6 colours



Blue/Burgundy/Red/Green/Yellow/Grey



Standard deadlock

Supplied as standard, complete with 2 keys per compartment. Locks have over 2000 variations and can be supplied with a master key or spare keys on request.



Pistol grip lock

Can be supplied as alternative to standard deadlock, for use with a padlock at no extra cost (padlock not included)



Coin/token return

Other options such as coin/token return locks are available upon request



Storage • Metal Cabinets



G. First aid cabinet

- Wall mounted cupboard, with lock
- Easily identifiable symbols

850(W) x 255(D)mm

570(H)mm 1 shelf **FZ0025** **£191.30**



H. Executive filing cabinets

- Built to endure the rigours of a busy office
- Available in black, light grey and coffee

470(W) x 622(D)mm

1321(H)mm 4 drawer **VP341** **£154.00**
 1006(H)mm 3 drawer **VP342** **£139.00**
 711(H)mm 2 drawer **VP343** **£122.50**



I. Standard steel cupboards

914(W) x 400(D)mm

- Available in black, light grey or coffee.
 - Red and blue available for an extra 5%
- 1950(H)mm 4 shelves **VP345** **£217.30**
 1806(H)mm 3 shelves **VP346** **£160.60**
 1000(H)mm 1 shelf **VP347** **£133.85**
 Additional shelf Single **VP303** **£14.65**



J. Chemical cupboard

900(W) x 460(D)mm

1800(H)mm 3 shelves **FZ0010** **£261.35**
 900(H)mm 2 shelves **FZ0011** **£214.20**
 700(H)mm 1 shelf **FZ0012** **£181.80**
 Additional shelf Single **FZ0020** **£26.00**



K. Acid/alkali cupboard

900(W) x 460(D)mm

1800(H)mm 3 shelves **FZ0021** **£287.30**
 900(H)mm 2 shelves **FZ0022** **£219.35**
 700(H)mm 1 shelf **FZ0023** **£200.80**
 Additional shelf Single **FZ0024** **£46.10**

Metal cupboards and cabinets offer an alternative storage solution for files and folders. Our range also includes safe storage for chemicals and medical products.

Metal storage (Items G-I)

Metal cupboards and cabinets offer an alternative storage solution for files and folders. Our range also includes safe storage for chemicals and medical products.

See individual products for colour options and size information.

- 1 year warranty

Colour (Item G)



White only

Colour (Item H)



Black/Light Grey/Coffee

Colour (Item I)



Black/Light Grey/Coffee/*Red/*Blue

*5% increase applies

Chemical cupboard (Item J)

- For the separate storage of hazardous substances, as demanded by COSHH regulations

- Features flush handles, a robust steel construction, removable sump trays and warning symbols

- 1 year warranty

Colour (Item J)



Yellow only

Acid/alkali cupboard (Item K)

- Features flush handles, a robust steel construction, removable sump trays and warning symbols

- 1 year warranty

Colour (Item K)



White only



Storage • Tablet / Laptop



A. 32 port tablet trolley

- Stores & charges 32 tablets
- Sliding shelves allow easy access to tablets

703(W) x 616(D) x 1115(H) VP1152 £1018.95

To keep children safe around the laptop trolley, the electrical compartments can only be reached via a concealed door release - keeping children from reaching the separate power compartment.

B. 20 port mini laptop trolley

- Stores & charges 20 mini laptops

616(W) x 703(D) x 1115(H) VP1153 £750.75



C. 32 port mini laptop trolley

- Stores & charges 32 mini laptops

1015(W) x 703(D) x 1115(H) VP1154 £961.95

D. Laptop trolley (horizontal storage)

- Stores & charges 16 laptops (up to 19")

857(W) x 703(D) x 1215(H) VP1155 £1197.55

- Stores & charges 32 laptops (up to 19")

1291(W) x 703(D) x 1215(H) VP1156 £1783.95

E. Laptop trolley (vertical storage)

- Stores & charges 10 laptops (up to 19")

616(W) x 703(D) x 1115(H) VP1157 £647.75

- Stores & charges 16 laptops (up to 19")

1015(W) x 703(D) x 1115(H) VP1158 £805.75

- Stores & charges 20 laptops (up to 19")

1015(W) x 703(D) x 1115(H) VP1159 £921.95

Laptop storage (Items A-E)

The laptop storage units are designed to house laptops stored in their own individual trays. Soft rubber grips cushion and protect laptops when in storage and large L-shaped doors and sliding shelves provide easy, clear access to laptop storage compartments. A separate compartment with rear facing doors allows easy access to the individual AC adapters supplied with the laptop and utilises an innovative cable storage system that keeps cables compact, neat and tidy.

- Energy saving power management with adjustable 7 day timer which can utilise Economy 7 (Safety certificate with electrical components rated to British & European standard).
- Heavy duty wheels with locking facility for easy mobility and stability.

Designed to safely, securely and conveniently store and charge tablets and laptops. The latest innovation to help make classroom ICT usage simpler.



Colour Options (Items A-E)



Blue/Orange/Lime/Grey



Storage • Lecterns



F. Static tambour fronted computer lectern

- Static unit mounted on a plinth

640(W) x 650(D) x 1175(H)mm

Excluding power cell
Including power cell

SS 80
SS 81

£407.80
£514.95



G. Mobile tambour fronted computer lectern

- Mobile unit on castors

640(W) x 650(D) x 1175(H)mm

Excluding power cell
Including power cell

SS 82
SS 83

£407.80
£514.95



H. Static computer lectern

- Static unit mounted on a plinth

710(W) x 570(D) x 1050(H)mm

Static

BR 81

£288.25



I. Mobile computer lectern

- Mobile unit on castors

710(W) x 570(D) x 1050(H)mm

Mobile

BR 80

£288.25



J. Slide lectern and desk unit

- Complete with removable table, cupboard with adjustable shelf, pop-up work-surface and locking castors

700(W) x 550(D) x 1030(H) closed 1230(H) open

SLTW13-**

£277.60



The slide lectern item J comes complete with a pop-up work-surface and removable table

Tambour fronted lectern

(Items F-G)

Today's electronic classroom has created a demand for safe, secure equipment and hardware storage. This lectern is designed to lock away your laptop, DVD, visualiser, amplifier and speakers, as well as providing an area for personal storage.

The unit features a locking tambour front, pull out locking shelf, inset lockable doors, removable back panel to gain access to services and cables, and an optional power cell trunk that raises up from the top panel.

Finishes (Item F-G)

(Replace **B** with a colour code below)



Beech/Maple/Oak/Grey/White

Computer lectern (Items H-I)

Ideal for use with a computer, this alternative to a traditional teacher's desk is designed to hold a computer and safely store teaching materials and hardware.

Features a convenient pull-out keyboard and mouse shelf that locks into position when fully extended and 2 adjustable shelves, behind lockable doors. Cable hooks are located to the back of the lectern, for safe cable management.

Finishes (Items H-I)

(Replace **B** with a colour code below)



Beech/Maple/Oak/Grey/White

Slide lectern (Item J)

To complement the teaching wall system on pages 32 -34 the slide range also features a teachers lectern.

- Mobile unit on four locking castors.
- Lockable storage cupboard
- A unique 'pop-up' surface. This can be used to offer a higher podium to present from or a suitable surface on which to stand a projector.
- Below the 'pop-up' worktop is a convenient storage space ideally suited to storing laptops. This space can also be used to house an integrated power and data socket, available upon request.
- Within the unit there is a fully welded table that can be stored and accessed easily to provide a standard desk height writing surface if required.

Finishes (Item J)

(Replace **W** with a colour code below)



White&Graphite/Beech/Maple/Oak/Light Grey

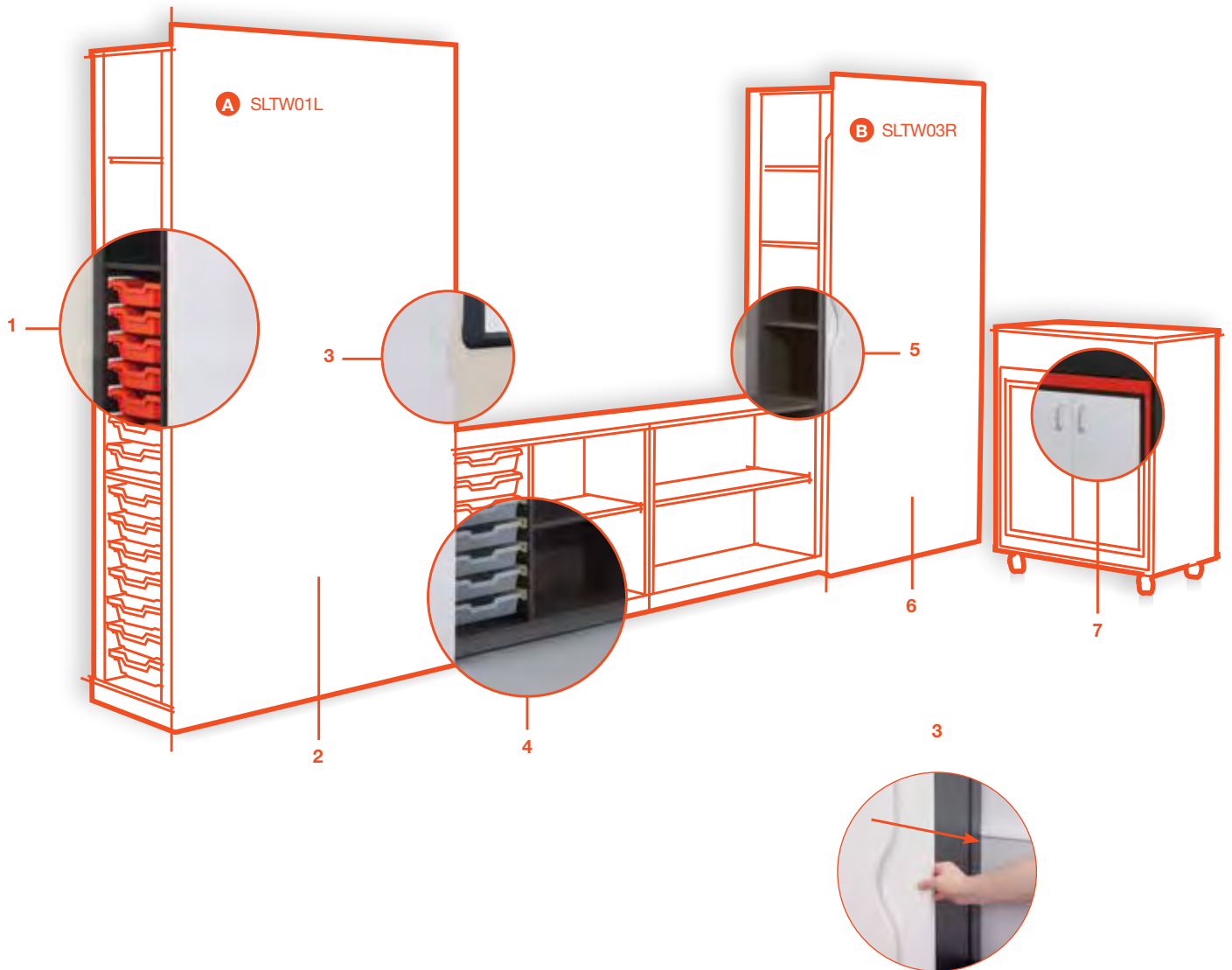
Frame



Lime/Orange/Fuchsia/Purple/Cool Blue/ Yellow/ Grey/White



Storage • Slide Teaching Wall



Slide teaching wall

The slide teaching wall from British Thornton offers a modular and customisable teaching wall solution, without the bespoke price tag.

1

Outside storage

The outside of the units provide convenient side storage, various configurations are available.

2

Left hand units

All left hand units have whiteboard screens that extend to the right.

3

Sliding whiteboard screens

Easy-glide sliding whiteboard screens can be extended from the units when required.

4

Low level units

Low level units are available in static or mobile options, see page 35 for details.

5

Inside storage

The inside of the units provide convenient side storage, various configurations are available.

6

Right hand units

All right hand unit have whiteboard screens that extend to the left.

7

Lectern

Co-ordinated lectern with table see page 31.

Finishes (Replace ** with a colour code below)

WH GR BE MP FO LG

White/Graphite/Beech/Maple/Oak/Light Grey

Tray colours (Replace ** with a colour code below)

BL CB PU RD OR HP YE GR LI LG CL

Blue/Cool Blue/Purple/Red/Orange/Pink/Yellow/Green/Lime/Grey/Frost

Don't forget to include your colour / finish choice when ordering.

Coding structure

Product	Hand	Carcase	Tray
CODE	- L/R -	**	**

Example (item A)

Product	Hand	Carcase	Tray
SLTW01	- L -	GR	RD

SLTW01-L-GRRD

KEY

L = Left hand unit, whiteboard extends to the right
R = Right hand unit, whiteboard extends to the left



Storage • Slide Teaching Wall



Storage • Slide Teaching Wall



A. Sliding screen unit with tray and teacher's locker storage

- Single unit with side tray and locker storage, as shown above from both sides (left hand unit shown)

1074(W) x 526(D) x 2100(H) each unit

Left hand unit	SLTW01-L-***	£647.10
Right hand unit	SLTW01-R-***	£647.10



B. Sliding screen unit with tray and shelving storage

- Single unit with side tray storage and shelving, as shown above from both sides (left hand unit shown)

1074(W) x 526(D) x 2100(H) each unit

Left hand unit	SLTW02-L-***	£629.30
Right hand unit	SLTW02-R-***	£629.30



C. Sliding screen unit with shelving and teacher's locker storage

- Single unit with side shelving and locker storage, as shown above from both sides (left hand unit shown)

1074(W) x 526(D) x 2100(H) each unit

Left hand unit	SLTW03-L-***	£580.65
Right hand unit	SLTW03-R-***	£580.65



D. Sliding screen unit with shelving storage both side

- Single unit with side shelving, as shown above from both sides (left hand unit shown)

1074(W) x 526(D) x 2100(H) each unit

Left hand unit	SLTW04-L-***	£562.90
Right hand unit	SLTW04-R-***	£562.90



E. Sliding screen unit with 2 cupboards and teacher's locker storage

- Single unit with side cupboard and locker storage, as shown above from both sides (left hand unit shown)

1074(W) x 526(D) x 2100(H) each unit

Left hand unit	SLTW05-L-***	£632.15
Right hand unit	SLTW05-R-***	£632.15



F. Sliding screen unit with 2 cupboards and shelving storage

- Single unit with side cupboard and shelving, as shown above from both sides (left hand unit shown)

1074(W) x 526(D) x 2100(H) each unit

Left hand unit	SLTW06-L-***	£603.70
Right hand unit	SLTW06-R-***	£603.70

Slide teaching wall

This concise range features tall end units with sliding whiteboards, as well as a number of low level units and worktops allowing you to create a teaching wall perfectly suited to your requirements.

The entire slide range has been designed with the modern teaching environment in mind, where space is often at a premium. The small footprint of the teaching wall minimises impact into useable floor space, whilst still offering a considerable amount of storage and functionality. The end units are available with standard Gragnells trays, shelves, cupboards and teachers lockers, all accessed from the sides of the unit. Whilst lower units feature a smaller, side handle tray and shelves.

Please note: Left hand and right hand refers to the position of the unit within a teaching wall configuration i.e. left hand unit on left hand side of teaching wall, whiteboard extends to the right.

All products are shown are left hand units, shown from both sides

Finishes (Items A-M)
(Replace ** with a colour code below)



White/Graphite/Beech/Maple/Oak/Light Grey

Tray colours (Items A-B)
(Replace ** with a colour code below)



Blue/Cool Blue/Purple/Red/Orange/Pink/Yellow/Green/Lime/Grey/Frost

Tray colour (Items G,I,L)



Clear

Please note the tray size in the low level units is 377(W) x 312(D) x 75(H) and differs from a standard shallow tray size.

Don't forget to include your colour / finish choice when ordering.

Coding structure (Items A-F)

Product	Hand	Carcase	Tray
CODE	- L/R -	**	**

Example (item A)

Product	Hand	Carcase	Tray
SLTW01	- L -	GR	RD

SLTW01-L-GRRD

KEY

L = Left hand unit, whiteboard extends to the right
R = Right hand unit, whiteboard extends to the left

Please note: Due to the size and weight of end units, these are supplied in three separate parts and require self assembly. For more information or to discuss your requirements call **0845 329 201**.

Storage • Slide Teaching Wall



G. Static tray shelf unit

- Freestanding unit on a plinth, complete with 1 adjustable shelf and 7 clear trays

1020(W) x 450(D) x 728(H) **SLTW08-**** £118.20

H. Static shelf unit

- Freestanding unit on a plinth, complete with 1 adjustable shelf

1020(W) x 450(D) x 728(H) **SLTW07-**** £79.25

I. Mobile tray shelf unit

- Mobile unit on a castors, complete with 1 adjustable shelf and 7 clear trays

1000(W) x 400(D) x 650(H) **SLTW10-**** £154.75

J. Mobile shelf unit

- Mobile unit on a castors, complete with 1 adjustable shelf

1000(W) x 400(D) x 650(H) **SLTW09-**** £94.25

K. Single mobile shelf unit

- Mobile unit on a castors, complete with 1 adjustable shelf

427(W) x 400(D) x 650(H) **SLTW11-**** £70.55

L. Single mobile tray unit

- Mobile unit on a castors, complete with 1 adjustable shelf and 7 clear trays

427(W) x 400(D) x 650(H) **SLTW12-**** £94.70



M. Worktop

- Fits between two sliding screen units. Requires installation, call if you require help 08705 329 201

2048(W) x 460(D) x 728(H) **SLWTOP-**** £89.55



The configuration above shows the mobile units under a fixed central worktop (Item M)



The configuration above shows how the static units fit between the sliding screen units (page 34)

Specification guide

Although the slide teaching wall is modular, there are some basic guidelines to follow when designing, planning or configuring your installation. Each teaching wall installation should feature two end units, one left hand and one right hand. Between the units your selection of static or mobile units and worktops should be positioned. The static units provide a semi-permanent storage solution, whereas the worktop and mobile storage units offer a more flexible option. Two static units or a single span of worktop creates a gap of 2040mm between the end units, perfectly suited to most IWB's, and allows the two sliding whiteboards to be extended fully without clashing.

Loose units are available with shelves and with trays and shelves. Mobile units are available in the same configurations and also as single width units.



Storage • Bespoke Teaching Wall



We understand how important classroom storage space is. Our design team will work with you to create the perfect solution to meet your specific requirements, co-ordinated to your scheme and in budget.

To discuss your requirements or to request a site visit call 08705 329 201



Storage • Bespoke Teaching Wall



Chairs & Tables • BS EN 1729



Size Mark 1


Size Mark 2

Size Mark 3

Size Mark 4

Size Mark 5

Size Mark 6



AGE	3	4	5	6	7	8	9	10	11	12	13	14	15	16+
INFANT		R'CEPT	KEY STAGE 1	KEY STAGE 2				KEY STAGE 3			KEY STAGE 4		FE	
Nursery	Primary			Secondary										

Table /chair sizes may vary slightly from the sizes shown, the standard allows heights to be within a 10mm tolerance

Size marks ensure that the table to seat height ratio provides the highest levels of comfort and support for the child- encouraging good posture. The size marks featured in the diagram below are based on the new standard for furniture in all UK and European schools (BS EN 1729). These new standards include;

BS EN 1729 Part 1
Functional dimensions

BS EN 1729 Part 2
Safety requirements and test methods

We ensure that all of our classroom chairs conform to the new standard and that all our classroom tables correspond to the correct heights. Look out for the symbol throughout the catalogue that indicates products that have been tested and approved to the new BS EN 1729 standard.

Please note that the standard allows for the table and chair dimensions to be within 10mm of the size mark.

BS EN 1729 quick guide

size	chair	table
1	h 260mm	▭ 460mm (Height)
2	h 310mm	▭ 530mm (Height)
3	h 350mm	▭ 590mm (Height)
4	h 380mm	▭ 640mm (Height)
5	h 430mm	▭ 710mm (Height)
6	h 460mm	▭ 760mm (Height)

Chairs & Tables

620
620



Chairs & Tables • Classroom Chairs



A. Atlas fully moulded chair

- 25 year warranty
- BS EN 1729 parts 1 and 2
- Lightweight and stackable

470(D)				
260(SH) x 360(W)	Size 1	VP700-S1		£14.95
310(SH) x 360(W)	Size 2	VP700-S2		£15.25
350(SH) x 431(W)	Size 3	VP700-S3		£16.55
380(SH) x 431(W)	Size 4	VP700-S4		£17.15
430(SH) x 482(W)	Size 5	VP700-S5		£19.15
460(SH) x 482(W)	Size 6	VP700-S6		£20.15



B. Atlas reverse cantilever chair

- 10 year warranty
- BS EN 1729 parts 1 and 2
- Silver frame

350(SH) x 380(W)	Size 3	VP1047-S3	£35.45
380(SH) x 380(W)	Size 4	VP1047-S4	£35.45
430(SH) x 420(W)	Size 5	VP1047-S5	£36.95
460(SH) x 420(W)	Size 6	VP1047-S6	£36.95



C. Atlas 4 leg classroom chair

- 10 year warranty
- BS EN 1729 parts 1 and 2
- Silver frame
- Lightweight and stackable

350(SH) x 440(W)	Size 3	VP830-S3	£13.55
380(SH) x 440(W)	Size 4	VP830-S4	£13.95
430(SH) x 500(W)	Size 5	VP830-S5	£14.55
460(SH) x 500(W)	Size 6	VP830-S6	£14.75



D. Atlas skid base

- 10 year warranty
- BS EN 1729 parts 1 and 2
- Silver frame
- Lightweight and stackable

350(SH) x 480(W)	Size 3	VP836-S3	£21.40
380(SH) x 480(W)	Size 4 <td>VP836-S4</td> <td>£21.65</td>	VP836-S4	£21.65
430(SH) x 540(W)	Size 5 <td>VP836-S5</td> <td>£21.90</td>	VP836-S5	£21.90
460(SH) x 540(W)	Size 6 <td>VP836-S6</td> <td>£22.15</td>	VP836-S6	£22.15



E. Postura plus chair

- 10 year warranty
- BS EN 1729 parts 1 and 2
- Lightweight and stackable

260(SH) x 350(W)	Size 1	VP610-S1	£16.75
310(SH) x 350(W)	Size 2 <td>VP610-S2</td> <td>£16.95</td>	VP610-S2	£16.95
350(SH) x 435(W)	Size 3 <td>VP610-S3</td> <td>£17.75</td>	VP610-S3	£17.75
380(SH) x 435(W)	Size 4 <td>VP610-S4</td> <td>£18.55</td>	VP610-S4	£18.55
430(SH) x 470(W)	Size 5 <td>VP610-S5</td> <td>£20.55</td>	VP610-S5	£20.55
460(SH) x 510(W)	Size 6 <td>VP610-S6</td> <td>£21.95</td>	VP610-S6	£21.95



F. Cantilever classroom chair

- 5 year warranty
- BS EN 1729 parts 1 and 2

480(W) x 480(D)			
440(SH)	Size 5	VP818-S5	£40.70
460(SH)	Size 6	VP818-S6	£41.15

Atlas range (Item A-D)

The atlas fully moulded chair is both innovative and stylish. It's also our only chair that comes with a 25 year warranty!

Stackable, up to 12 high and classroom safe; with no sharp edges. Complies with BS EN 1729 Parts 1 & 2. Shells are manufactured from 'high impact' polypropylene.

All Atlas chairs are ergonomic in their design, offer excellent user comfort and encourage good posture.

The range includes; reverse cantilever, 4-leg, skid base and height adjustable, swivel base options.

All with silver frames as standard and come with a 10 year warranty.

Shell colour (Item A-D)



Blue/Red/Yellow/Green/Charcoal/Grey/*Burgundy/Cool Blue/Orange/Lime/*Purple/*Black (Recycled)

*colour not available for sizes 1-4

Postura (Item E)

The postura chair is designed to promote good posture and provide exceptional comfort even during extended periods of sitting backwards or forwards. Lightweight with excellent stability and durability, it will not twist or distort. This versatile one piece injection moulded high impact polypropylene chair includes anti static additives, is stain resistant and has UV protective inclusions. It is engineered to withstand the rigours of constant commercial use.

Tested for strength and stability to BS EN 1729 Parts 1 & 2.

Now available as a swivel chair for secondary education.

Shell colour (Item E)



Blue/Red/Yellow/Green/Shadow/Sky/Slate/Black/Grey/Grape/Lime/Orange

Cantilever chair (Item F)

This stylish, comfortable and practical range of furniture is designed to create a co-ordinated look in your classroom.

Features an anti-tilt chair design, with supporting bar. Plastic end caps are fitted to legs (to protect floors) and rubber pads to the underside of seats (to prevent scratches to the table surface). Chair seats stack onto table tops and other chairs, for easy storage and cleaning. Plywood seat and backrest in a Beech finish.

Co-ordinating cantilever tables are also available, in a range of sizes, with or without trays. See page 52.

Seat finish (Item F)



Beech

Frame (Item F)



Black/Light Grey/Silver

Don't forget to include your colour/finish choice when ordering.



Chairs & Tables • Classroom Chairs



G. SE chair

- 10 year warranty
- BS EN 1729 parts 1 and 2
- Ergonomically designed classroom chair
- Lightweight and stackable

260(SH) x 360(W)	Size 1	VP1208-S1	£18.75
310(SH) x 360(W)	Size 2	VP1208-S2	£19.25
350(SH) x 410(W)	Size 3	VP1208-S3	£20.75
380(SH) x 410(W)	Size 4	VP1208-S4	£20.75
430(SH) x 470(W)	Size 5	VP1208-S5	£23.95
460(SH) x 470(W)	Size 6	VP1208-S6	£23.95



H. SE skid base chair

- 10 year warranty
- BS EN 1729 parts 1 and 2
- Ergonomically designed classroom chair with a skid base to prevent floor damage
- Robust and stackable

430(SH) x 515(W)	Size 5	VP1209-S5	£27.95
460(SH) x 515(W)	Size 6	VP1209-S6	£27.95



I. Ribbed back 4 leg chair

- 10 year warranty
- BS EN 1729 part 1
- Stackable with a ribbed backed shell for strength

310(SH)	Size 2	VP063-S2	£39.95
350(SH)	Size 3	VP063-S3	£39.95
380(SH)	Size 4	VP063-S4	£39.95
430(SH)	Size 5	VP063-S5	£39.95
450(SH)	Size 6	VP063-S6	£39.95



J. Ribbed back cantilever chair

- 10 year warranty
- BS EN 1729 part 1
- Ribbed backed shell for extra strength

335(SH)	VP1068-S2	£48.95
365(SH)	VP1068-S4	£48.95
480(SH)	VP1068-S6	£48.95

SE chair (Items G-H)

For many years both education establishments and furniture manufacturers have been looking for the perfect solution, a chair that fits in with the image conveyed in Academy and new build projects, a chair that gives perfect postural support for our children's backs, a chair that is built to last by a manufacturer that has always made educational furniture and moreover a chair that will achieve all of these things but still be affordable for all. That chair is the new SE chair.

Perfect posture

SE Chairs meet and exceed the EN1729 standards Part 1 & 2 with an additional focus on the correct lower back support to give correct posture. This focus on pupil comfort aids learning by increasing concentration levels and also improving long term health.

Shell colour (Item G-H)



Blue/Red/Lime/Mocha/Slate/Black/Ivory

Frame colour (Item G-H)



Black/Light Grey/Silver

Ribbed back chair (Items I-J)

The distinctive ribbed back adds inherent strength to the design and visual appeal. Its 'S' shaped profile back provides flexibility for the user increasing comfort and encouraging the correct sitting position. Available with either a four leg or cantilever frame.

Compliant with BS EN 1729, Part 1.

A complimentary swivel chair is also available in this range

Sizes 2-4 shell colour (Items I-J)



Red/Olive/Yellow/Turquoise

Size 5-6 shell colour (Items I-J)



Black/Grey/Blue/Red

Frame colour (Item I-J)



Black/Silver



Chairs & Tables • Classroom Chairs



A. Newton chair

- 5 year warranty
- BS EN 1729 parts 1 and 2
- FIRA Ergonomic Excellence Award
- Available in 2 heights, each chair covers two size marks
- Minimum order quantity 4 chairs

370(SH)mm Sizes 3 & 4 **VP758**
 450(SH)mm Sizes 5 & 6 **VP759**

£66.95
£66.95



The sliding seat and raised footrest allows all students to be seated comfortably regardless of their height.

Agile table see page 47



B. Learn2 chair

- 15 year warranty (chair)
- 12 year warranty (tablet arm)
- One-piece contoured shell
- Mobile on castors

591(W) x 864(D) x 864(H) / 470mm (SH)

Learn2 chair with;
 • no tablet arm or bag rack
 • tablet arm no bag rack
 • tablet arm and bag rack

POA



C. Ray cantilever chair

- 5 year warranty
- Available in 4 heights

425(SH) x 490(W)	Size 3	VP1217-S3	£98.95
465(SH) x 490(W)	Size 4	VP1217-S4	£98.95
530(SH) x 530(W)	Size 5	VP1217-S5	£98.95
570(SH) x 530(W)	Size 6	VP1217-S6	£98.95



The chair seat flexes relieving the pressure from the users legs to improve posture and comfort.



D. Ray IT chair

- 5 year warranty
- Available in 2 heights

600(W) x 600(D)mm

360-440(SH)mm	VP1218	£128.95
440-610(SH)mm	VP1219	£128.95

Newton chair (Item A)

The unique Newton chair design allows one chair to fit all students.

The chair promotes healthy working with a sliding seat and raised footrest that allows all students to be seated comfortably regardless of height. The seat slides back so that the foot rest can be used by smaller students.

The Newton has excellent environmental credentials, manufactured from 100% recyclable polypropylene and uses non-petrochemical finishes.

All components are sourced and manufactured in the UK.

- Co-ordinated IT and draughtsman's chair available.
- The first school chair to receive the prestigious FIRA Ergonomic Excellence Award, in recognition of its exceptional ergonomic design.

Newton shell colour (Item A)

Light Grey/Dark Grey//Red/Royal Blue/
 Light Blue/Orange/Green

Learn2 chair (Item B)

Award-winning and student-focused, Learn2 chair goes wherever it's needed and adapts to student preferences. A unique non-handed and fully adjustable work-surface provides customized comfort and enhances interaction. Learn2 – mobile, adaptable seating for collaborative environments.

Available with and without tablet arm and bag rack.

Range of colours and finishes available upon request

- Price on application

Don't forget to include your colour/finish choice when ordering.

Ray chair (Items C-D)

Introducing a British Thornton exclusive product. The Ray chair is part of a new generation of ergonomic school furniture based on a world patented seat principle. The design is based on several years of research and tests of sitting positions of school children.

The philosophy of the Ray chair is to sit higher on the chair and with an open seat angle. The flexible seat allows the user to take a higher upright sitting position with less strain on the legs, which is not possible on conventional chairs.

The Ray chair is available as a cantilever chair in 4 heights and as an IT chair in 2 heights. It comes complete with a coat and bag hook integrated into the chair back. Supplied in all black as standard, the Ray chair is also available with the seat and hook in 5 coordinated colours upon request.

Ray standard seat and hook colour (Items C-D)

●
 Black

Optional seat and hook colour (Items C-D)

● ● ● ● ●
 Red/Yellow/Blue/Grey (all available on request)





Chairs & Tables • IT Chairs



A. Atlas swivel chair

- 10 year warranty
- Height adjustable steel base finished in polished chrome
- Available on castors or glides

420(W)mm

355-420(SH)mm

460-600(SH)mm

VP822

VP823

£50.95

£51.55



B. SE swivel chair

- 10 year warranty
- Ergonomically designed classroom chair with a black five star base. The base can be specified with either glides or castors.

420-555(SH)mm

VP1210

£56.45

We offer a range of IT chairs that match our classroom chairs shown on pages 40 to 42 to ensure your scheme has a co-ordinated look throughout



C. Postura swivel

- 10 year warranty
- Fully moulded ergonomically designed IT swivel chair.

400(W)mm

435-525(SH)mm

VP1207

£74.20



D. Ribbed back IT chair

- 10 year warranty
- One piece shell with ribbed back for extra strength
- Available in size 6 colours only

450-570(SH)mm

VP065

£57.65



E. Newton IT chair

- 5 year warranty

600(W) x 360-420(D)mm

760-865(SH)mm

VP763

£101.95

Atlas (Item A)

Atlas chairs are ergonomic in their design, offer excellent user comfort and encourage good posture.

Chrome swivel base with a 10 year warranty.

Shell colour (Item A)



Blue/Red/Yellow/Green/Charcoal/Grey/Burgundy/Cool Blue/Orange/Lime/Purple/Black (Recycled)

Postura (Item C)

The postura chair is designed to promote good posture and provide exceptional comfort even during extended periods of sitting backwards or forwards.

Now available as a swivel chair for secondary education.

Shell colour (Item C)



Blue/Red/Yellow/Green/Shadow/Sky/Slate/Black/Grey/Grape/Lime/Orange

Ribbed back chair (Item D)

The distinctive ribbed back adds inherent strength to the design and visual appeal. Its 'S' shaped profile back provides flexibility for the user increasing comfort and encouraging the correct seated position.

Shell colour (Item D)



Black/Grey/Blue/Red

SE chair (Item B)

SE Chairs offers additional focus on the correct lower back support to give correct posture. This focus on pupil comfort aids learning by increasing concentration levels and also improving long term health.

Shell colour (Item B)



Blue/Red/Lime/Mocha/Slate/Black/Ivory

Don't forget to include your colour/finish choice when ordering.



Chairs & Tables • Draughtsman & Task Chairs



F. Newton Draughtsman's chair

- 5 year warranty

600(W) x 330-410(D)mm

575-835(SH)mm

VP760

£159.95



G. Draughtsman's chair

- 1 year warranty
- Height and back adjustment

600-880(SH)mm

Mainline Plus
Omega Plus

VP772-M
VP772-P

£129.95

£129.95



H. Low back operator chair

- 1 year warranty
- Seat and back are available in either Mainline Plus or Omega Plus.

440-560(SH)mm

Mainline Plus
Omega Plus

VP243-M
VP243-P

£99.95

£99.95



I. High back operator chair

- 1 year warranty
- Seat and back are available in either Mainline Plus or Omega Plus.

440-560(SH)mm

Mainline Plus
Omega Plus

VP247-M
VP247-P

£102.95

£102.95



J. High back operator chair with arms

- 1 year warranty
- Seat and back are available in either Mainline Plus or Omega Plus.

440-560(SH)mm

Mainline Plus
Omega Plus

VP248-M
VP248-P

£112.95

£112.95



K. Joy operator chair

- 5 year warranty
- Sturdy chrome base

440-565(SH)mm

• With arms
Mainline Plus
Blazer

VP893-M
VP893-B

£211.10

£236.85

• Without arms
Mainline Plus
Blazer

VP892-M
VP892-B

£179.25

£204.95

Newton chair (Items E-F)

The Newton chair promotes healthy working and has excellent environmental credentials, manufactured from recyclable plastics and uses non-petrochemical finishes.

Shell colour (Items E-F)



Light Grey/Dark Grey/Red/Royal Blue/Light Blue/Orange/Green

Draughtsman's and operator chairs (Items G-J)

This range of upholstered swivel chairs offers a robust and offer a cost effective solution. The range includes a draughtsman high chair, low and high back operator chairs and a high back operator chair with arms. All four options have sturdy black bases and simple seat height adjustment. Available in a choice of fabric finishes and colours

Mainline Plus (Items G-J)



Lead/Clipper/Claret/Red/Juniper

Omega Plus (Items G-J)



Shadow/China/Marine/Heather/Red/Swizzle

Upholstered products are manufactured to order and are non-returnable, unless faulty.

Don't forget to include your colour/finish choice when ordering.

Joy operator chair (Item K)

The Joy operator chair is both stylish and luxurious. It displays the technical attributes of more expensive products, in a surprisingly affordable package. Its form, contours and proportions are the result of ergonomic research and make the chair extremely comfortable. High quality components and chrome bases as standard. Available with and without arms. Chrome frame only.

Mainline Plus (Item K)



Lead/Clipper/Claret/Red/Juniper

Blazer (Item K)



Silcoates/Wesley/Banbridge/Ulster/Aston/Wellington/Knightsbridge

Please note: 2 tone colour scheme increases the price of the product, please call for more details.

Chairs & Tables • Flexible Tables



A. Tessellate static table

916(W) x 585(D)mm

• Static table with laminate top

590(H)	Size 3	T4-S-S3-L	£49.95
640(H)	Size 4	T4-S-S4-L	£49.95
710(H)	Size 5	T4-S-S5-L	£49.95
760(H)	Size 6	T4-S-S6-L	£49.95

• Static table with solid grade laminate top

590(H)	Size 3	T4-S-S3-T	£84.95
640(H)	Size 4	T4-S-S4-T	£84.95
710(H)	Size 5	T4-S-S5-T	£84.95
760(H)	Size 6	T4-S-S6-T	£84.95

B. Tessellate mobile table

916(W) x 585(D)mm

• Mobile table with laminate top

590(H)	Size 3	T4-M-S3-L	£64.95
640(H)	Size 4	T4-M-S4-L	£64.95
710(H)	Size 5	T4-M-S5-L	£64.95
760(H)	Size 6	T4-M-S6-L	£64.95

• Mobile table with solid grade laminate top

590(H)	Size 3	T4-M-S3-T	£99.95
640(H)	Size 4	T4-M-S4-T	£99.95
710(H)	Size 5	T4-M-S5-T	£99.95
760(H)	Size 6	T4-M-S6-T	£99.95

Stackable table



Castor detail

Basic configurations



Tessellate table (Items A-B)

The tessellate table is a single user table, available in either static or mobile versions and in size marks 3-6. As with all products in the tessellate range the table has been designed around a single tessellating footprint, allowing for multiple configurations, some of which are shown above. Due to this unique shape the table is also perfectly suited to both right hand and left hand users, depending on which edge the users sit at; and despite its minimal footprint the table provides three separate working positions that can be used practically. Unlike many other flexible tables the tessellate table works perfectly in linear configurations as well as more complex formations allowing you to configure your teaching space as you require it.

The mobile version of the table features two striking, locking castors for ease of movement and both tables, static and mobile, rotationally stack four high.

Laminate worktop finish (Items A-B)



Fuchsia/Dark Cyan/Cool Blue/Orange/Lime/Yellow/Light Grey/White/Beech/Maple/Oak

Solid grade laminate table top colour (Items A-B)

16mm solid grade laminate chamfered edge.



White/Grey

Frame (Items A-B)



White/Silver Grey

Don't forget to include your colour/finish choice when ordering.



Power hub see page 117



Chairs & Tables • Flexible Tables



C. Agile table

750(W) x 700(D) x 760(H)mm

- 60° top shape
- Mobile
- Re-configurable
- Adjustable tilt from 0-25° (5° increments)
- 90° tilt for space efficient nesting

Laminate top **ATL** £114.25
Solid grade laminate top **ATT** £140.95



The inset castors only engage when the table is tilted



The tilting mechanism allows the table to be angled when working to encourage better posture and also enables the table to be nested away when not in use.

Agile table (Item C)

The agile single pupil table has been designed to facilitate the increasing demand for flexible learning environments. The table can be used in waves, individually and in clusters, as well as around power poles to provide flexible IT hubs.

- The top tilts from 0-25° at 5° increments (as recommended by EN 1729 requirements), providing an angled work surface.
- The table is mobile and the top can be tilted through 90° allowing the tables to be nested for space efficient storage.
- 5 year guarantee
- Designed for use with a power pole see page 119

Frame (Item C)

Smooth epoxy powder coating



White/Light Grey

Laminate table top colour (Item C)

18mm laminated table top with a chamfered MDF edge, sealed and polished natural.



Fuchsia/Petrol Blue/Cool Blue/Orange/Yellow/Lime /Light Grey/White


Solid grade laminate table top colour (Item C)

16mm solid grade laminate chamfered edge.



White/Grey

Don't forget to include your colour/finish choice when ordering.



Chairs & Tables • Classroom Tables



A. Wedge table

758(W) x 600(D)mm

590(H)mm	Size 3	4363	£51.45
640(H)mm	Size 4	4364	£51.45
710(H)mm	Size 5	4365	£51.45
760(H)mm	Size 6	4366	£51.45



B. Wedge table with castor

758(W) x 600(D)mm

590(H)mm	Size 3	4383	£61.75
640(H)mm	Size 4	4384	£61.75
710(H)mm	Size 5	4385	£61.75
760(H)mm	Size 6	4386	£61.75



C. Blogger table

960(W) x 600(D)mm

590(H)mm	Size 3	4373	£56.60
640(H)mm	Size 4	4374	£56.60
710(H)mm	Size 5	4375	£56.60
760(H)mm	Size 6	4376	£56.60



D. Blogger table with castor

960(W) x 600(D)mm

590(H)mm	Size 3	4393	£68.95
640(H)mm	Size 4	4394	£68.95
710(H)mm	Size 5	4395	£68.95
760(H)mm	Size 6	4396	£68.95



Wedge table (Items A-B)

Wedge tables are a single user table that can be clustered together in many different ways making them great for the modern school environment where flexibility of space is essential.

For small group work or lined up in rows for presentations, these pupils tables are ideally suited for both classrooms and multi purpose spaces where the furniture layout needs to adapt throughout the day to suit different teaching and learning styles and also to encourage children to learn from each other.

Wedge tables can be rotationally stacked five tables high, and are available with an optional wheel on the back leg to aid the tables mobility.

Features include, fully-welded frames, high pressure laminate worktops with durable spray PU edging.

Blogger table (Items C-D)

Blogger pupils tables are great for the modern school environment where flexibility of space is essential. Ideally suited for larger multi purpose spaces where the furniture layout needs to adapt throughout the day to suit different teaching and learning styles and also to encourage children to learn from each other.

The blogger offers a generous workspace for a single user, but also allows for small groups to work around one or two tables pushed together for impromptu discussions.

Blogger tables can be rotationally stacked four tables high, and are available with an optional wheel on one leg to aid the tables mobility.

Features include, fully-welded frames, high pressure laminate worktops with durable spray PU edging.

Worktop (Items A-D)

Hard-wearing laminate tops are bonded to an MDF core and feature an extremely durable grey PU edge. Available in a choice of finishes;



Beech/Maple/Oak/Cool Blue/Orange/Yellow/Lime/Grey

Frame (Items A-D)



Black/Light Grey/Silver/White

Don't forget to include your colour/finish choice when ordering.





E. T50 tri table

- Designed for use in secondary schools
- Multiple tri tables can be used in a variety of formations

990(W) x 830(D) x 725(H)mm

Laminated top

T50TR950

£92.65



F. T50 tri table with screen

- Designed for use in secondary schools
- Complete with stylish, acrylic screen
- Multiple tri tables can be used in a variety of formations

990(W) x 830(D) x 725(H)mm

Laminated top

T50MS950

£201.35

Basic configurations



T50 tri tables (Item E-F)

Tri tables offer great flexibility, by allowing you to configure the loose tables into a variety of formations to suit your learning environment.

Options include an attractive acrylic screen now available in a variety of colours

Central space to accommodate power pole

The tri tables can be used individually, daisy chained together or pushed together around a central pole, to create a cluster table.

Worktop finish (Items E-F)



Beech/Maple/Oak/Grey/White

Acrylic screen (Item F)



Lime/Orange/Fuchsia/Dark Cyan/Yellow/Grey/White/Frosted

Frame (Items E-F)



Black/Light Grey/Silver/White

Don't forget to include your colour/finish choice when ordering.



Chairs & Tables • Classroom Tables



Desk is supplied right handed as standard



A. Teacher's table

1200(W) x 600(D)mm

- 2 deep drawer pedestal, top drawer locks.

710(H)mm VP940 £133.85
760(H)mm VP941 £133.85

- 3 shallow drawer pedestal, top drawer locks.

710(H)mm VP1048 £138.95
760(H)mm VP1063 £138.95

B. Oblong table

1100(W)x550(D) 1200(W)x600(D)

Height	Size	VP942-S1	VP917-S1	Price
460(H)	Size 1	VP942-S1	VP917-S1	£51.45
530(H)	Size 2	VP942-S2	VP917-S2	£51.45
590(H)	Size 3	VP942-S3	VP917-S3	£51.45
640(H)	Size 4	VP942-S4	VP917-S4	£51.45
710(H)	Size 5	VP942-S5	VP917-S5	£51.45
760(H)	Size 6	VP942-S6	VP917-S6	£51.45

C. Square table

550(W)x550(D) 600(W)x600(D)

Height	Size	VP948-S1	VP953-S1	Price
460(H)	Size 1	VP948-S1	VP953-S1	£41.15
530(H)	Size 2	VP948-S2	VP953-S2	£41.15
590(H)	Size 3	VP948-S3	VP953-S3	£41.15
640(H)	Size 4	VP948-S4	VP953-S4	£41.15
710(H)	Size 5	VP948-S5	VP953-S5	£41.15
760(H)	Size 6	VP948-S6	VP953-S6	£41.15



D. Oblong table with tray slides

- Trays not included, see page 152

1100(W)x550(D) 1200(W)x600(D)

Height	Size	VP954-S1	VP958-S1	Price
460(H)	Size 1	VP954-S1	VP958-S1	£61.75
530(H)	Size 2	VP954-S2	VP958-S2	£61.75
590(H)	Size 3	VP954-S3	VP958-S3	£61.75
640(H)	Size 4	VP954-S4	VP958-S4	£61.75
710(H)	Size 5	VP954-S5	VP958-S5	£61.75
760(H)	Size 6	VP954-S6	VP958-S6	£61.75

E. Square table with tray slides

- Trays not included, see page 152

550(W)x550(D) 600(W)x600(D)

Height	Size	VP960-S1	VP965-S1	Price
460(H)	Size 1	VP960-S1	VP965-S1	£46.30
530(H)	Size 2	VP960-S2	VP965-S2	£46.30
590(H)	Size 3	VP960-S3	VP965-S3	£46.30
640(H)	Size 4	VP960-S4	VP965-S4	£46.30
710(H)	Size 5	VP960-S5	VP965-S5	£46.30
760(H)	Size 6	VP960-S6	VP965-S6	£46.30

F. Oblong stacking table

1100(W)x550(D) 1200(W)x600(D)

Height	Size	VP908-S1	VP913-S1	Price
460(H)	Size 1	VP908-S1	VP913-S1	£51.45
530(H)	Size 2	VP908-S2	VP913-S2	£51.45
590(H)	Size 3	VP908-S3	VP913-S3	£51.45
640(H)	Size 4	VP908-S4	VP913-S4	£51.45
710(H)	Size 5	VP908-S5	VP913-S5	£51.45
760(H)	Size 6	VP908-S6	VP913-S6	£51.45

Grouping tables (Item A-J)

This range of quality tables would be a welcome addition to any classroom.

Features include a white laminate balancer to the underside of the worktop (to keep the top flat and to prevent any moisture ingress), colour-coded plastic inserts fitted to the legs, to prevent damage to the floor.

- See page 36 for table height chart.

Worktop finishes (Items A-J)

Hard wearing laminate worktops are bonded to an MDF core and feature an extremely durable PU edge. Teacher's tables are supplied with a matching modesty panel and pedestal, (grey dot worktop supplied with grey modesty panel and pedestal).



Beech/Maple/Oak/Grey/Grey Dot

Frame (Items A-J)

The fully welded, 30mm, square steel frame is hand finished in a choice of 3 epoxy colours;



Black/Light Grey/Silver

Don't forget to include your colour/finish choice when ordering.



Chairs & Tables • Classroom Tables



G. Square stacking table

		550(W)x550(D)	600(W)x600(D)	
460(H)	Size 1	VP914-S1	VP919-S1	£41.15
530(H)	Size 2	VP914-S2	VP919-S2	£41.15
590(H)	Size 3	VP914-S3	VP919-S3	£41.15
640(H)	Size 4	VP914-S4	VP919-S4	£41.15
710(H)	Size 5	VP914-S5	VP919-S5	£41.15
760(H)	Size 6	VP914-S6	VP919-S6	£41.15

H. Trapezoidal table

		1100(W)x550(D)	1200(W)x600(D)	
460(H)	Size 1	VP920-S1	VP924-S1	£51.45
530(H)	Size 2	VP920-S2	VP924-S2	£51.45
590(H)	Size 3	VP920-S3	VP924-S3	£51.45
640(H)	Size 4	VP920-S4	VP924-S4	£51.45
710(H)	Size 5	VP920-S5	VP924-S5	£51.45
760(H)	Size 6	VP920-S6	VP924-S6	£51.45



I. Semi circular table

		1100(W)x550(D)	1200(W)x600(D)	
460(H)	Size 1	VP926-S1	VP930-S1	£51.45
530(H)	Size 2	VP926-S2	VP930-S2	£51.45
590(H)	Size 3	VP926-S3	VP930-S3	£51.45
640(H)	Size 4	VP926-S4	VP930-S4	£51.45
710(H)	Size 5	VP926-S5	VP930-S5	£51.45
760(H)	Size 6	VP926-S6	VP930-S6	£51.45

J. Circular table

		900(D)mm	
460(H)	Size 1	VP932-S1	£61.75
530(H)	Size 2	VP932-S2	£61.75
590(H)	Size 3	VP932-S3	£61.75
640(H)	Size 4	VP932-S4	£61.75
710(H)	Size 5	VP932-S5	£61.75
760(H)	Size 6	VP932-S6	£61.75

BS EN 1729 quick guide

size	chair	table
1	h 260mm	□ 460mm (Height)
2	h 310mm	□ 530mm (Height)
3	h 350mm	□ 590mm (Height)
4	h 380mm	□ 640mm (Height)
5	h 430mm	□ 710mm (Height)
6	h 460mm	□ 760mm (Height)



Chairs & Tables • Classroom Tables



A. Oblong cantilever table

1200(W) x 600(D)mm

710(H)mm	Size 5	VP968-S5	£61.75
760(H)mm	Size 6	VP968-S6	£61.75



B. Square cantilever table

600(W) x 600(D)mm

710(H)mm	Size 5	VP970-S5	£51.45
760(H)mm	Size 6	VP970-S6	£51.45

For tray colours and prices see page 152



C. Square cantilever table with tray slides

600(W) x 600(D)mm

• Trays not included, see page 152

710(H)mm	Size 5	VP974-S5	£56.60
760(H)mm	Size 6	VP974-S6	£56.60



D. Oblong cantilever table with tray slides

1200(W) x 600(D)mm

• Trays not included, see page 152

710(H)mm	Size 5	VP972-S5	£72.00
760(H)mm	Size 6	VP972-S6	£72.00

Cantilever tables (Items A-D)

Available with or without trays, this range of stylish tables would be a practical addition to any classroom.

The cantilever table offers a modern and stylish alternative to the standard 4 leg tables on the market. Fully tested to BS EN 1729 parts 1 and 2 for size marks 2 - 5.

The foot design prevents floor damage. The worktop also features a durable PU edge.

Worktop finishes (Items A-D)

Hard wearing laminate worktops are bonded to an MDF core and feature an extremely durable PU edge. Teacher's tables are supplied with a matching modesty panel and pedestal, (not available in Grey Dot).



Beech/Maple/Oak/Grey/Grey Dot

Frame (Items A-D)

The fully welded, 30mm, square steel frame is hand finished in a choice of 3 epoxy colours;



Black/Light Grey/Silver

Don't forget to include your colour/finish choice when ordering.



Chairs & Tables • Classroom Tables



E. Crush bent square table

600(W) x 600(D)mm

- Stackable, up to 5 high

710(H)mm	Size 5	VP029-S5	£41.25
760(H)mm	Size 6	VP029-S6	£41.25



F. Crush bent oblong table

1200(W) x 600(D)mm

- Stackable, up to 5 high

710(H)mm	Size 5	VP032-S5	£51.45
760(H)mm	Size 6	VP032-S6	£51.45



G. Crush bent trapezoidal table

1200(W) x 600(D)mm

- Stackable, up to 5 high

710(H)mm	Size 5	VP035-S5	£51.45
760(H)mm	Size 6	VP035-S6	£51.45



H. A-frame teachers table

1200(W) x 600(D)mm

710(H)mm	AFT1206-S5	£236.85
----------	------------	---------



I. Stacking A-frame table

1280(W) x 600(D)mm

- Stackable

710(H)mm	Size 5	AFT1306-S5	£71.95
----------	--------	------------	--------



J. A-frame table

1200(W) x 600(D)mm

710(H)mm	Size 5	AFT1206-S5	£71.95
----------	--------	------------	--------

A-frame and crush bent table

(Items E-J)

These crush bent tables are durable, robust and practical, making them the perfect choice for any classroom

The A-frame tables offer a stylish classroom table solution, with a stacking, a non-stacking and co-ordinated teacher's table available

Crush bent worktop finishes (Items E-G)

Hard wearing laminate worktops are bonded to an MDF core.



Beech/Maple/Oak/Grey/Grey Dot

Crush bent frame (Items E-G)



Black/Light Grey/Silver

Don't forget to include your colour/finish choice when ordering.

A-Frame worktop & pedestal finish (Items H-J)

Hard-wearing laminate worktops are bonded to an MDF core and feature an extremely durable matching ABS edge.



White/Grey

A-Frame frame (Items H-J)



Black/Silver

Modesty panel & drawer colours (Item H)



Petrol Blue/Fuchsia/Cool Blue/Orange/Lime/Yellow



Chairs & Tables • Classroom Tables



A. T50 teacher's table

1200(W) x 750(D) x 725(H)mm

- Desk is supplied right handed as standard

Beech	T50TB1200	£273.95
Maple	T50TM1200	£273.95
Grey	T50TG1200	£273.95
Grey Dot	T50TF1200	£273.95



B. T50 rectangular table

1200(W) x 600(D)mm

- Internal spaces between legs; 1070(W) x 470(D)

710(H)mm	Size 5	T5R01-SM5	£92.65
760(H)mm	Size 6	T5R01-SM6	£92.65



C. T50 trapezoidal table

1200(W) x 600(D)mm

- Internal spaces between legs; 1010/410(W) x 550(D)mm

710(H)mm	Size 5	T5Z01-SM5	£92.65
760(H)mm	Size 6	T5Z01-SM6	£92.65



D. T50 square table

600(W) x 600(D)mm

- Internal spaces between legs; 470(W) x 470(D)

710(H)mm	Size 5	T5S01-SM5	£69.95
760(H)mm	Size 6	T5S01-SM6	£69.95



E. T50 triangular table

1140(W) x 610(D)mm

- Internal spaces between legs; 1010(W) x 700(D)

710(H)mm	Size 5	T5S01-SM5	£92.65
760(H)mm	Size 6	T5S01-SM6	£92.65



F. T50 cable managed table

1200(W) x 600(D)mm

- Complete with cable tidies, cable trunking and rear wire managed legs

710(H)mm	Size 5	T5M1206-S5	£123.55
760(H)mm	Size 6	T5M1206-S6	£123.55

T50 tables (Items A-F)

The popular and stylish T50 range is designed to create a co-ordinated look in any classroom.

The T50 table range features a stylish 50mm diameter round tube leg and fully welded under-frame.

Teacher's Desk features:

- Complete with cable tidies, duct, wire managed leg and modesty panel fabricated from mild steel.
- The locking drawer pedestal is supplied matching the worktop finish with the exception of grey dot which is supplied with a grey pedestal.
- Lockable top drawer

Worktop finishes (Items A-F)

Hard wearing laminate worktops are bonded to an MDF core and durable polished edge. Teacher's tables are supplied with a matching modesty panel and pedestal (grey dot worktop supplied with grey modesty panel and pedestal).



Beech/Maple/Oak/Grey/Grey Dot

Frame (Items A-F)

Fully welded frame with 50mm diameter round tube legs, choice of 3 epoxy colours;



Black/Light Grey/Silver

Don't forget to include your colour/finish choice when ordering.

BS EN 1729 quick guide

size	chair	table
1	h 260mm	h 460mm (Height)
2	h 310mm	h 530mm (Height)
3	h 350mm	h 590mm (Height)
4	h 380mm	h 640mm (Height)
5	h 430mm	h 710mm (Height)
6	h 460mm	h 760mm (Height)



Chairs & Tables • Classroom Tables



G. Oblong pupil table

1200(W) x 600(D)mm

530(H)mm	Size 2	PRT13-S2	£82.35
590(H)mm	Size 3	PRT13-S3	£82.35
640(H)mm	Size 4	PRT13-S4	£82.35



H. Circular pupil table

1000(D)mm

530(H)mm	Size 2	PRT19-S2	£89.55
590(H)mm	Size 3	PRT19-S3	£89.55
640(H)mm	Size 4	PRT19-S4	£89.55



I. Trapezoidal pupil table

1200(W) x 600(D)mm

530(H)mm	Size 2	PRT16-S2	£82.35
590(H)mm	Size 3	PRT16-S3	£82.35
640(H)mm	Size 4	PRT16-S4	£82.35



J. Hexagonal table

1120(W) x 980(D)mm

530(H)mm	Size 2	PRT23-S2	£102.95
590(H)mm	Size 3	PRT23-S3	£102.95
640(H)mm	Size 4	PRT23-S4	£102.95



K. Kidney table

• Allows the teacher to work more closely with groups.

1640(W) x 900(D)mm

530(H)mm	Size 2	PRT24-S2	£195.65
590(H)mm	Size 3	PRT24-S3	£195.65
640(H)mm	Size 4	PRT24-S4	£195.65



L. Horseshoe table

• Allows the teacher to work more closely with groups.
• Height adjustable feet allow the table to adjust from 540 to 630mm high.

1800(W) x 1500(D)mm

540-630(H)mm	T50GA1800	£205.95
--------------	-----------	---------

T50 J&I tables (Items G-L)

Create a stylish, modern feel to any classroom, with these robust junior and infant tables.

All T50 tables feature a stylish 50mm diameter round tube leg and fully welded under-frame.

Worktop finishes (Items G-K)



Beech/Maple/Cool Blue/Orange/
Yellow/Lime/Grey

Worktop finish (Items L)



Beech/Maple/Oak/Grey

Frame (Items G-L)

Light Grey frame is supplied as standard, Black and Silver are available on request.



Black/Light Grey/Silver

Don't forget to include your colour/finish choice when ordering.

Junior and infant tables in a variety of shapes that are great for groups.



Chairs & Tables • Classroom Tables



A. Cantilever height adjustable table

- Available in two widths and two heights

Junior - 460-725(H)mm (adjustable)

750(W) x 600(D)mm	BHA0706J	£205.95
1200(W) x 600(D)mm	BHA1206J	£205.95

Senior - 640-940(H)mm (adjustable)

750(W) x 600(D)mm	BHA0706S	£205.95
1200(W) x 600(D)mm	BHA1206S	£205.95



B. T50 height adjustable table

- Light Grey frames as standard. The hard-wearing laminate worktops are bonded to an MDF core, with rounded, sealed and polished edges.
- Round tube leg and a fully welded under-frame

660-920(H)mm (adjustable)

1200(W) x 600(D)mm	T50HAL01	£308.95
--------------------	----------	---------



C. Height adjustable table

- Dark Grey frames as standard. The hard-wearing laminate worktops are bonded to an MDF core, with matching ABS edges.

660-920(H)mm (adjustable)

1200(W) x 600(D)mm	HAL01	£433.75
1200(W) x 750(D)mm	HAL02	£452.65
750(W) x 600(D)mm	HAL03	£411.95



D. Height adjustable table SGL top

660-920(H)mm (adjustable)

1200(W) x 600(D)mm

Solid grade laminate top	HAT01	£469.65
--------------------------	-------	---------

1200(W) x 750(D)mm

Solid grade laminate top	HAT06	£496.95
--------------------------	-------	---------



E. Table with hob

- Ceramic hob, with residual heat indicator lights

660-920(H)mm (adjustable)

1200(W) x 750(D)mm

Laminate top	HAL14	£733.85
Solid grade laminate top	HAT14	£748.75



F. Table with sink

- With wrist action chrome taps, waste and overflow
- When ordering, please state which sink hand is required. See pages 178-179 for sink options

660-920(H)mm (adjustable)

1200(W) x 750(D)mm

Laminate top	HAL04	£591.25
Solid grade laminate top	HAT04	£606.50

Height adjustable tables

We believe every classroom should be complete with at least one height adjustable table. To meet this requirement, we offer a comprehensive range of height adjustable tables, to suit all curriculum areas.

All of our height adjustable tables feature removable handles, to prevent tampering. Handles are easy to locate and operate.

The height adjustment handle is positioned on the right as standard and is removable to prevent tampering.

Please specify, when ordering, if you require the handle on the left. Flexible connectors to sinks and taps are not included.

Don't forget to include your colour/finish choice when ordering.

- The height adjustable tables with electrical, gas or water appliances will require connection by a qualified electrician or plumber. These tables are supplied with a chain that requires fixing back to a wall or floor to prevent the table from being moved.

- The sinks on items F-I conform to BS EN 13310:2003 for performance and stability.

Laminate worktop finishes (Items A-C, E-G)



Beech/Maple/Grey/Grey Dot

Solid grade laminate worktop finishes (Items D-K)

See page 180 for details about solid grade laminates.



Grey/White/Green Speckle/Sand/Grey Speckle/White Speckle/Blue Speckle/Beige Speckle

MDF worktop (Item L)



Frame (Items A-B)



Light Grey

Frame (Items C-L)



Dark Grey



Chairs & Tables • Classroom Tables



G. Wall fixed height adjustable bench

- Appliances (sinks, hobs etc) can be fitted to the 750mm deep wall fixed bench. Please ask for details, when ordering.

660-920(H)mm (adjustable)

1200(W) x 600(D)mm

Laminate top **HAL10** **£330.45**
Solid grade laminate top **HAT11** **£374.65**

1200(W) x 750(D)mm

Laminate top **HAL12** **£346.95**
Solid grade laminate top **HAT13** **£392.35**



H. Height adjustable table with gas & electric

- Complete with two way gas tap and double electric housing pedestal.

660-920(H)mm (adjustable)

1200(W) x 600(D)mm

Solid grade laminate top **HAT15** **£501.85**

1200(W) x 750(D)mm

Solid grade laminate top **HAT08** **£529.65**



I. Height adjustable table with sink

- Complete with wrist action taps, waste and overflow and acid resistant sink

660-920(H)mm (adjustable)

1200(W) x 750(D)mm

Solid grade laminate top **HAT07** **£988.55**



J. Height adjustable table with sink, gas & electric

- Complete with wrist action taps, waste and overflow, acid resistant sink, two way gas tap and double electric housing pedestal

660-920(H)mm (adjustable)

1200(W) x 600(D)mm

Solid grade laminate top **HAT16** **£1029.95**



K. Height adjustable table with sink, gas & electric

- Complete with wrist action taps, waste and overflow, acid resistant sink, two way gas tap and double electric housing pedestal

660-920(H)mm (adjustable)

1200(W) x 750(D)mm

Solid grade laminate top **HAT09** **£1065.30**



L. Height adjustable workbench

1200(W) x 600(D)mm

- 2 part MDF top, with removable section, to form a well
- Includes a 6" record woodworking vice
- Metalwork vice attachment not included

680-940(H)mm **HAW01** **£496.95**

We believe every classroom should be complete with at least one height adjustable table. Therefore, we offer a comprehensive range of height adjustable tables, to suit all curriculum areas.



Chairs & Tables • Classroom Stools



A. Quad stool

- 5 year warranty
- Features convenient hand hole

460(SH)mm	VP730	£30.40
535(SH)mm	VP731	£30.65
610(SH)mm	VP732	£30.85
685(SH)mm	VP733	£31.15



B. Moulded stool

- 5 year warranty
- Stackable
- Stackable stools with moulded polypropylene seat

445(SH)mm	VP083	£32.95
560(SH)mm	VP585	£32.95
610(SH)mm	VP084	£32.95
685(SH)mm	VP085	£32.95



C. Cantilever stool

- 5 year warranty
- Stackable
- Fully welded stacking frame
- Skid base frame to protect floors

460(SH)mm*	VP852	£38.05
560(SH)mm	VP853	£38.40
610(SH)mm	VP854	£38.90
685(SH)mm	VP881	£41.15

*460mm high stool does not include a foot rest



D. Flat top stool

- 10 year warranty
- Stackable

440(SH)mm	VP086	£19.50
435(SH)mm	VP087	£19.50
620(SH)mm	VP088	£19.50
695(SH)mm	VP089	£19.50




E. SE stool

- 10 year warranty
- Stackable
- Skid base frame to protect floor

430(SH)mm	VP1342	£25.65
525(SH)mm	VP1343	£25.65
610(SH)mm	VP1344	£25.65
685(SH)mm	VP1345	£25.65



We recommend upgrading from plastic bungs to steel inserts for use on abrasive floors.



Quad stool (Item A)

The quad stool is a design classic, robust and practical for everyday school use. The stool seat is steamed beech veneered MDF polished natural and includes a convenient hand hole.

Seat finish (Item A)



Beech

Frame (Item A)



Black/Light Grey/Silver

Moulded stool (Item B)

Stackable stools with a moulded polypropylene seat available in 4 colours.

Seat finish (Item B)



Charcoal/Blue/Red/Green

Frame (Item B)



Duraform Speckled Grey

Cantilever stool (Item C)

The cantilever stool offers a modern and stylish alternative to the standard 4-leg stool with the foot designed to prevent floor damage by dispersing the weight pressure of the sitter. The ergonomically shaped seat is manufactured from plywood in a steamed beech finish. Coloured seats are also available, price on request

Seat finish (Item C)



Beech

Frame (Item C)



Black/Light Grey/Silver

Flat top stool (Item D)

The flat top stool has a simple stacking design and is extremely durable.

The steel frames are finished in a leatherite paint for durability. Shells are flame retardant as standard making them suitable for all areas, including labs.

Seat finish (Item B)



Red/Orange/Yellow/Acid/Green/Jade/Emerald/Blue/Sapphire/Brown/Charcoal/Black

SE stool (Items E-F)

The SE stool co-ordinates with the SE chairs on page 41. The stable skid base design protects floors and has no wearable feet.

Shell colour (Items E-F)



Blue/Red/Lime/Mocha/Slate/Black/Ivory

Frame (Items E-F)



Black/Light Grey/Silver



Chairs & Tables • High Chairs



F. SE stool

- 10 year warranty
- Stackable
- Skid base frame to protect floor

430(SH)mm	VP1346	£29.65
525(SH)mm	VP1347	£29.65
610(SH)mm	VP1348	£29.65
685(SH)mm	VP1349	£29.65



G. Ribbed back high chair

- 10 year warranty
- Stackable
- One piece shell with ribbed back for extra strength

560(SH)mm	VP556	£68.95
610(SH)mm	VP557	£68.95
660(SH)mm	VP558	£68.95
710(SH)mm	VP559	£68.95



H. Atlas high chair

- 10 year warranty
- Stackable
- 'S' shaped back offers excellent comfort and encourages good posture

445(SH)mm	VP1055	£31.75
560(SH)mm	VP1056	£31.75
610(SH)mm	VP1057	£34.95
685(SH)mm	VP1058	£34.95



I. Core stool

- 5 year warranty
- Stackable

390(W) x 450(D)		
750(SH)mm	VP909	£89.95

Ribbed back high chair (Item G)

The distinctive ribbed back adds inherent strength to the design and visual appeal. Its 'S' shaped profile back provides flexibility for the user increasing comfort and encouraging the correct seated position. The frame is designed to prevent floor damage and is available in either a black or silver.

Seat finish (Item G)



Black/Grey/Blue/Red

Frame (Item G)



Black/Silver

Atlas high chair (Item H)

All atlas chairs are ergonomic in their design, offer excellent user comfort and encourage good posture. The frame has a silver finish and is designed to prevent floor damage.

Seat finish (Item H)



Charcoal/Blue/Red/Orange/Yellow/Green/Lime/Cool Blue

Core stool (Item I)

Ideal for indoor or outdoor use thanks to the non-corrosive aluminium legs and recyclable polypropylene body, designed for a long lasting, modish appearance. The lightweight construction and stacking properties make these chairs a highly versatile space saver. Available in four vibrant colours. Frame finished in satin aluminium, as standard.

Seat finish (Item I)



Black/Red/Green/White



Chairs & Tables • Exam



A. Classic folding chair

- 5 year warranty
- Conforms to BS 4875 (Level 4) for general contract use
- Optional linking device (2 required per chair)
- Trolley available

550W x 550D x 820H x 460(SH)mm

Pack of 8 **VP1350** **£105.00**
 Linking device (x2) **VP1353** **£0.95**



B. Classic plus folding chair

- 5 year warranty
- Conforms to BS 4875 (Level 4) for general contract use
- Optional linking device (2 required per chair)
- Trolley available

450W x 550D x 870H x 460(SH)mm

Pack of 8 **VP1351** **£120.00**
 Linking device (x2) **VP1353** **£0.95**



C. Classic folding chair trolley

- 5 year warranty
- Suitable for storing and transporting both the folding chairs, items A and B
- Locking castors
- Black frame

Trolley stores 56 chairs **VP1354** **£228.15**



D. Folding desk

- 1 year warranty
- Black frame
- Pen groove to prevent the pen sliding off the desk

600W x 600D x 720Hmm

VP1355 Exam desk **£20.00**



E. Folding exam desk trolley

- Stacks up to 40 exam desks

1320W x 600D x 1220Hmm

Exam desk trolley **VP1356** **£129.00**

We understand that halls are required to perform more than one function. So, whether it's a morning assembly, a staged production or an examination, our range of hall furniture is versatile and flexible enough to suit all your requirements.

Classic folding chair

(Item A)

The classic folding chair is a popular, affordable and reliable folding chair that makes setting up for any occasion, quick and easy.

Colours (Item A)



Blue, Burgundy, Brown, Charcoal

Frame colour (Item A)



Light Grey

Classic plus folding chair

(Item B)

The classic plus folding chair is a lightweight and comfortable folding chair that will help transform the way you use your space.

Colours (Item B)



Blue, Burgundy, Brown, Charcoal

Frame colour (Item B)



Light Grey

Folding exam desk & trolley

(Items D-E)

Desk:

Hard-wearing durable tops in beech or grey laminate with a pen groove to prevent pens sliding off the desk when working.

Heavy-duty, tubular steel folding legs, with a hard-wearing black finish. Plastic feet to protect floors and bullnosed, child-friendly edges.

Trolley:

- The folding desk trolley store up to 40 folding desks.
- Accommodates up to 40 desks
- Designed to fit through a standard door frame

Worktop finishes (Item D)



Beech/Grey

Frame colour (Items D-E)



Black



Chairs & Tables • Dining / informal



F. Cors chair

- 5 year warranty
- Stackable up to 12 high
- Minimum order quantity 4 chairs

580(W) x 510(D) x 460(SH)mm

460(H)mm

VP801

£102.95



G. Cors chair trolley

- 5 year warranty
- Chairs not included
- Locking castors
- Stackable up to 40 high, see above.

VP802

£308.95

These versatile chairs are suitable for a variety of spaces within your school. They offer a stylish solution for informal breakout spaces, dining areas and even meeting rooms



H. Pop chair

- 5 year warranty
- BS EN 1729 parts 1 and 2
- All Polymer chair – No joints or stress points
- Superior comfort and lumbar support
- Minimum order quantity 5 chairs

460(SH)mm

VP798

£36.25

Cors chair & trolley (Items F-G)

These slim, stylish, lightweight chairs are extremely versatile and ideal for any dining area.

The cors chair has a skid base to prevent damage to floors and can be stacked up to 12 high. The steel frame has a chrome finish.

The cors chair trolley allows for easy transportation and storage.

Shell colours (Item F)



Black/Blue/Red//Green/White/Yellow/
Leaf/Stone/Sky

Pop chair (Item H)

Contemporary All polymer air moulded chair suitable for classroom, dining and breakout.

- All Polymer Chair - No screws, joints or stress points
- Ergonomic with good lumbar support
- Made from reinforced Polypropylene
- Lightweight and easy to handle
- Durable and easy to clean
- Stacks efficiently up to 10 high
- Interior and Exterior use - UV resistant
- 100% recyclable

Finishes (Item H)



White/Cream/Yellow/Lime/Orange/Red/Denim/
Black/Grey

Don't forget to include your colour/finish choice when ordering.



Chairs & Tables • Dining / informal



A. Bistro high chair

- 5 year warranty
- Frame finished in chrome, as standard.

600(W) x 510(D) x 720(SH)mm

VP1065

£115.50



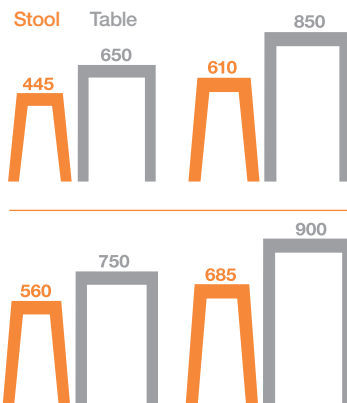
B. High plyform chair

- 1 year warranty
- Frame finished in chrome as standard.
- Formed ply seat offers comfort for user.

765(SH)mm

VP623

£119.95



C. High stool

- 5 year warranty
- Frame finished in silver or chrome as standard.
- Formed beech ply seat offers comfort for user.

760(SH)mm

VP851

£129.95

Bistro high chair (Item A)

These slim, stylish, lightweight chairs are extremely versatile and ideal for any dining area.

The bistro high chair has glides fitted to the skid base of the chair, to ensure minimum damage to floors.

The 11mm steel frame is finished in Chrome as standard.

Shell colours (Item A)
Nylon shell available in 5 colours;



Black/Blue/Red/Green/White

Don't forget to include your colour/finish choice when ordering.

High plyform chair (Item B)

The high plyform chair offers style, affordability and comfort. Perfect for dining and social areas these chairs feature a classically shaped curved beech plywood seat and chrome frame as standard.

Seat finish (Item B)



Beech

High stool (Item C)

A contemporary seat shape with cut-out slot makes the High stool an ideal dining stool for modern environments. The formed beech ply seat adds warmth, whilst the frame can be specified in either silver or chrome.

Seat finish (Item C)



Beech

Chairs & Tables • Dining / informal



D. Verona dining table

750(D) x 720(H)mm

1200(W)mm
1500(W)mm

VP977
VP978

£133.85
£154.45



E. T50 rectangular dining table

- Internal spaces between legs on the 600(D) table: 1070(W) x 470(D)
- Internal spaces between legs on the 750(D) table: 1070(W) x 620(D)

1200(W) x 725(H)mm

600(D)mm
750(D)mm

T5R01-725
T5R04-725

£92.75
£97.75



F. T50 circular dining table

1000(Diameter)mm

725(H)mm

T5C05-725

£98.75



G. Vista+ circular table

1000mm diameter top

720(H)mm

VTABLE

£205.95



H. Pillar dining table

1000mm diameter top

720(H)mm

PT1720

£164.75



I. Pillar Poseur table

600mm diameter top

1100(H)mm

PT6110

£154.50

Verona dining Table (Item D)

The fully welded frame is finished in a choice of black, light grey or silver. Features rounded corners (no sharp edges) and a white laminate balancer to the underside of the worktop, the purpose of this is to prevent moisture ingress. The hard-wearing, laminate worktops are bonded to an MDF core with sealed and polished edges.

Laminate worktop finishes (Item D)



Beech/Maple/Oak/Grey/Grey Dot

Frame (Item D)



Black/Light Grey/Silver

T50 tables (Items E-F)

The popular and stylish T50 range is designed to create a co-ordinated look in any classroom.

The T50 table range features a stylish 50mm diameter round tube leg and fully welded under-frame.

Laminate worktop finishes (Items E-F)



Beech/Maple/Oak/Grey/Grey Dot

Frame (Items E-F)



Black/Light Grey/Silver

Vista+ circular table (Item G)

Stylish table designed to suite with the Vista+ range. Available with either a grey or white table top. White legs as standard.

Laminate worktop finish (Item G)



Grey/White

Pillar tables (Item H-I)

Stylish table, with laminated top and polished steel pillar base, available in 2 heights. Silver frame as standard.

Laminate worktop finish (Item H-I)



Beech/Maple/Oak/Grey



Chairs & Tables • Dining / informal



A. Vale high stool

- 5 year warranty

450(W) x 450(D) x 780(H)mm

Omega plus VP911-P
Blazer VP911-B

£102.95
£133.85



B. Vale high dining bench seat

1450(W) x 350(D) x 780(H)mm

Laminate top VP923-S
Solid grade laminate top VP923-T

£154.45
£200.80



C. Vale high dining table

- Single sided

1600(W) x 500(D) x 1050(H)mm

Laminate top VP922-S
Solid grade laminate top VP922-T

£195.65
£272.90

- Double sided

1600(W) x 700(D) x 1050(H)mm

Laminate top VP928-S
Solid grade laminate top VP928-T

£205.95
£298.65



D. Vale low stool

- 5 year warranty

450(W) x 450(D) x 460(H)mm

Omega plus VP910-P
Blazer VP910-B

£82.35
£113.25



E. Vale low dining bench seat

1450(W) x 350(D) x 460(H)mm

Laminate top VP916-S
Solid grade laminate top VP916-T

£133.85
£180.20



F. Vale low dining table

- Single sided

1600(W) x 500(D) x 760(H)mm

Laminate top VP915-S
Solid grade laminate top VP915-T

£175.00
£252.30

- Double sided

1600(W) x 700(D) x 760(H)mm

Laminate top VP927-S
Solid grade laminate top VP927-T

£185.35
£278.00

For coordinating breakout / informal seats see page 79

Vale stools (Items A+D)

These contemporary and robust stools are available with high and low seat for use with a variety of co-ordinating tables or alongside fixed benching. The fully welded frames are finished in silver as standard.

Omega Plus (Items A+D)



Shadow/China/Marine/Heather/Red/ Swizzle

Blazer (Items A+D)



Silcoates/Wesley/Banbridge/Ulster/Aston/Wellington/Knightsbridge

Upholstered products are manufactured to order and are non-returnable, unless faulty.

Don't forget to include your colour/finish choice when ordering.

Vale bench seats (Items B+E)

The vale range is designed specifically for informal spaces such as dining halls and break-out spaces.

The high and low bench seats are available in a choice of standard laminate colours with matching ABS edges. Alternatively, an extremely hard-wearing solid grade laminate table top can be specified.

The fully welded frames are robust and finished in silver as standard.

Laminate top (Items B+E)



Beech/Maple/Oak/Grey

Solid grade laminate (Items B+E)



White/Grey

Vale tables (Items C+F)

The vale range is designed specifically for informal spaces such as dining halls and break-out spaces.

The vale high and low tables are contemporary and robust. Available both single and double sided.

The standard laminated table top has matching ABS edges and is available in a choice of finishes. Alternatively, an extremely hard-wearing solid grade laminate table top can be specified as an option.

The fully welded frames are robust and finished in silver as standard.

Laminate top (Items C+F)



Beech/Maple/Oak/Grey

Solid grade laminate (Items C+F)



White/Grey



Chairs & Tables • Dining / informal



G. Ply chair

- 5 year warranty

Frame finished in silver or chrome as standard. Formed beech ply seat offers comfort for user.

445(SH)mm **VP850** **£99.95**



H. Verona chair

- 5 year warranty

Steel frame finished in chrome as standard. Maple veneer seat and back. Stackable up to 4 high.

445(SH)mm **VP976** **£65.15**



I. Bistro chair

- 5 year warranty
- Stackable up to 10 high

540(W) x 450(D)

465(SH)mm **VP900** **£59.95**



J. Bistro chair trolley

- 5 year warranty
- Chairs not included
- Stackable up to 16 high, see above

VP901 **£119.95**

Ply and verona (Items G-H)

Contemporary seat shapes with cut-out slots makes the Ply and Verona chairs ideal for any dining environment.

Shell finish (Item G)



Beech

Shell finish (Item H)



Maple

Bistro chair (Item I)

These slim, stylish, lightweight chairs are extremely versatile and ideal for any dining area.

The Bistro chair has glides fitted to the skid base of the chair, to ensure minimum damage to floors. The chair stacks up to ten high.

The bistro chair trolley allows for easy transportation and storage.

The 11mm steel frame has a chrome finish.

Shell colour (Item I)



Black/Blue/Red//Green/White

Don't forget to include your colour/finish choice when ordering.



Chairs & Tables • Dining / informal



A. Rectangular folding table

1200(W) x 800mm(D)

590mm(H)	MDR1208-5	£205.95
640mm(H)	MDR1208-6	£205.95
710mm(H)	MDR1208-7	£205.95



B. Oval folding table

1200(W) x 1000mm(D)

590mm(H)	MDV1210-5	£205.95
640mm(H)	MDV1210-6	£205.95
710mm(H)	MDV1210-7	£205.95



C. Octagonal folding table

1200(W) x 1000mm(D)

590mm(H)	MDE1210-5	£205.95
640mm(H)	MDE1210-6	£205.95
710mm(H)	MDE1210-7	£205.95



D. Trapezoidal tilt top table

1450(W) x 800(D)

710(H)mm	MPT14050	£205.95
----------	----------	---------



E. Scooped tilt top table

- The curved cut-out enables the Circular table and Scooped table to be grouped together

1200(Diameter)		
710(H)mm	MPS120D	£257.45



F. Circular tilt top table

- Available in two heights for primary and secondary use

1000(Dia) x 600(H)mm	MPC0010-6	£205.95
1200(Dia) x 710(H)mm	MPC120D	£257.45

Folding table (Items A-C)

The folding tables on this page offer a practical and stylish solution for creating temporary dining spaces in multi-functional halls and open spaces. These modern tables are available with 3 top shapes and in three height options to cover primary and secondary use.

The benefit of this product over other folding table designs is that the table is sturdy when in use. This is because the castors are lifted off the floor and only activated once the table is tilted ready for transportation. The frame is manufactured from a modern, oval tube, and features a high-quality folding mechanism, robust inset castors and a convenient handle.

Frames are supplied silver as standard.

- 5 year warranty

Worktop finishes (Items A-C)



Beech/Maple/Grey Dot/Yellow/Lime/Cool Blue/Orange/Fuchsia/Purple

Features (Items A-C)



Robust inset castors, only activated when the table is tilted.



Tilting tops allow close nesting for space saving storage



High quality tilting mechanism

Tilt top tables (Items D-G)

These tables are easily transported and can be locked into position, using braked castors. Its flexibility makes the tilt top table ideal for open learning spaces, group work and informal dining or breakout areas.

To ensure maximum floor space utilisation, the tables feature a high quality, tilting mechanism. This vertical tabletop positioning allows the tables to be nested together, when not in use.

- Braked, locking castors
- BS EN 527 approved
- Suitable for light to medium use only
- 5 year warranty

Frames are supplied silver as standard.

Worktop finishes (Items D-G)



Beech/Maple/Oak/Grey/Grey Dot

Chairs & Tables • Meeting / informal



G. Rectangular tilt top table

- Available in two heights for primary and secondary use

1200(W) x 800(D)

600(H)mm

710(H)mm

MPR1208-6

MPR12080

£205.95

£205.95



H. Rectangular flip top table

- High quality frame with locking castors

800(D) x 720(H)mm

1400(W)mm

1600(W)mm

COFT-REC-14

COFT-REC-16

£285.95

£285.95



I. Trapezoidal flip top table

- High quality frame with locking castors

692(D) x 720(H)mm

1600(W)mm

COFT-TRA-16

£274.95



J. Semi-circular flip top table

- High quality frame with locking castors

800(D) x 720(H)mm

1600(W)mm

COFT-SEM-16

£263.95

Flip top tables (Items H-J)

The flip top tables are perfect for flexible meeting or group rooms.

Available in a variety of top shapes the tables can be grouped together to form larger configurations to suit your required layout. Tops are finished in a choice of laminates all with matching ABS edges.

The simple tilting mechanism allows the top to fold and tables to nest together for space saving storage.

The stylish frame combines matt black and polished aluminium and has a locking castor foot.

- 5 year warranty

Worktop finishes (Items H-J)



Beech/Maple/Oak/Grey/White



The flip top tables can be grouped together to form a larger configurations. Ideal for temporary meeting spaces or group work.



Chairs & Tables • Meeting / Informal



A. Stirling chair

- 5 year warranty
- Stackable

500(W) x 560(D) x 480(H)mm

Mainline Plus	VP880	£72.60
Omega Plus	VP880-P	£67.50



B. Stirling conference chair

- 5 year warranty
- Stackable

560(W) x 660(D) x 480(H)mm

Mainline Plus	VP825	£100.60
Omega Plus	VP825-P	£95.45



C. Stirling conference armchair

- 5 year warranty

630(W) x 660(D) x 890(H)mm

Mainline Plus	VP1134	£113.25
Omega Plus	VP1134-P	£108.10



D. Skye armchair

- 5 year warranty
- Stackable, up to 4 high
- Natural beech veneer frame

520(W) x 600(D) x 460(H)mm

Mainline Plus	VP824	£108.10
Omega Plus	VP824-P	£102.95



E. Skye full-back chair

- 5 year warranty
- Stackable, up to 4 high
- Natural beech veneer frame

580(W) x 630(D)mm

Mainline Plus	VP861	£128.70
Omega Plus	VP861-P	£123.55



F. Skye full-back armchair

- 5 year warranty
- Stackable, up to 4 high
- Natural beech veneer frame

580(W) x 630(D) x 460(H)mm

Mainline Plus	VP862	£139.00
Omega Plus	VP862-P	£133.85

Stirling chairs (Items A-C)

The Stirling chair range is characterised by its stylish oval tube frame which is fully welded for strength and durability. Available in 3 complementary models, all designed for superior comfort with extra deep foam seat and back pads.

Stirling chairs can be stacked 3 high with the exception of the conference armchair which does not stack.

Frames are fully welded with oval tube legs, and are available in silver as standard. Light grey and black available on request.

Mainline Plus (Items A-C)



Lead/Clipper/Claret/Red/Juniper

Omega Plus (Items A-C)



Shadow/China/Marine/Heather/Red/Swizzle

Skye chairs (Items D-E)

Skye chairs are stackable, constructed from beech veneer laminations and polished to a natural finish. The upholstery is available in a wide range of colour options in 2 fabric types.

Mainline Plus (Items D-E)



Lead/Clipper/Claret/Red/Juniper

Omega Plus (Items D-E)



Shadow/China/Marine/Heather/Red/Swizzle

Upholstered products are manufactured to order and are non-returnable, unless faulty.

Don't forget to include your colour/finish choice when ordering.

Teacher's chair (Item G)

The teacher's chair can be used in conjunction with any of our teacher's desks to create a comfortable teaching and work area. The chair is available in 2 fabric types; choose from either Mainline Plus for durability or Omega Plus for contemporary colours and a closer texture.

Mainline Plus (Item G)



Lead/Clipper/Claret/Red/Juniper

Omega Plus (Item G)



Shadow/China/Marine/Heather/Red/Swizzle



Chairs & Tables • Meeting / Informal



G. Teacher's chair

- 5 year warranty
- Designed to be stacked easily and safely
- Black frame as standard

640(W) x 580(D) x 450(H)mm

Mainline Plus	VP587	£51.45
Omega Plus	VP587-P	£51.45



H. Joy cantilever chair

- 5 year warranty
- Chrome frame only

440-565(H)mm

Mainline Plus	VP1042-M	£139.00
Blazer	VP1042-B	£164.75



I. Joy cantilever chair with arms

- 5 year warranty
- Chrome frame only

440-565(H)mm

Mainline Plus	VP1049-M	£155.80
Blazer	VP1049-B	£181.55



J. Cube chair

- 5 year warranty

550(W) x 430(D) x 915(H) / 475(SH)mm

• Upholstered seat		
Mainline Plus	VP1289-M	£154.95
Omega Plus	VP1289-M	£149.95
• Upholstered seat and back rest		
Mainline Plus	VP1290-M	£199.95
Omega Plus	VP1290-P	£194.95



K. Step 4-leg chair

- 5 year warranty
- Complete with seat pad and available with arms

460(W) x 540(D) x 820(H) / 455(SH)mm

• Without arms		
Mainline Plus	VP1332-M	£59.95
Omega Plus	VP1332-P	£59.95
• With arms		
Mainline Plus	VP1333-M	£79.95
Omega Plus	VP1333-P	£79.95



L. Step cantilever chair

- 5 year warranty
- Complete with seat pad and available without arms

460(W) x 540(D) x 820(H) / 455(SH)mm

• Without arms		
Mainline Plus	VP1334-M	£89.95
Omega Plus	VP1334-P	£89.95
• With arms		
Mainline Plus	VP1335-M	£109.95
Omega Plus	VP1335-P	£109.95

Joy cantilever chair (Item H-I)

The joy cantilever chair is ideal for use in a meeting or office environment. The Joy chair is surprisingly affordable for a chair of its class. Its form, contours and proportions are the result of ergonomic research and make the chair extremely comfortable. Available with and without arms. Chrome frame only.

Mainline Plus (Items H-I)



Lead/Clipper/Claret/Red/Juniper

Blazer (Items H-I)



Silcoates/Wesley/Banbridge/Ulster/Aston/Wellington/Knightsbridge

Cube chair (Item J)

The cube chair has a square-shape design, combined with a compact overall dimension.

This ensures that the cube seating range is very space efficient, allowing the maximum volume of seating, with full multi-purpose functionality within any meeting or conference workspace. The tip-up seat allows efficient and simple nesting of the cube chairs providing simple practicality, while the active back mechanism provides a sophisticated added comfort dimension to this elegant and versatile family of seating.

Seat pad fabric options

Mainline Plus (Item J)



Lead/Clipper/Claret/Red/Juniper

Omega Plus (Item J)



Shadow/China/Marine/Heather/Red/Swizzle

Step chair (Item K-L)

Simple and clean lines make step suitable for any environment: waiting rooms, meeting and conference rooms, offices and halls. Available in both four leg and cantilever options and with or without arms. Step can be specified to suit your needs.

Shell colour (Item K-L)



Black

Seat pad fabric options

Mainline Plus (Items G-J)



Lead/Clipper/Claret/Red/Juniper

Omega Plus (Items G-J)



Shadow/China/Marine/Heather/Red/Swizzle



Chairs & Tables • Meeting / Informal



Cors chair see page 61



A. Vega square table

- Power hub sold separately

1200(W) x 1200(D)

720(H)mm

VS1212

£289.95

B. Vega rectangular table

- Power hub sold separately

2000(W) x 1200(D) x 720(H)mm

VR2012

£429.95

2400(W) x 1200(D) x 720(H)mm

VR2412

£449.95

C. Vega oval table

- Power hub sold separately

2000(W) x 1000(D) x 720(H)mm

VO2010

£319.95

2400(W) x 1200(D) x 720(H)mm

VO2412

£449.95

Vega meeting table (Items A-C)

Introducing our range of vega meeting tables. Available in square, rectangular and oval these meeting tables feature elegant, tapered legs that provide an elegant aesthetic whilst offering a very stable base. All tables feature a central cable port as standard with an optional power hub available separately.

Worktop finishes (Items A-C)



Beech/Maple/Oak

Frame (Items A-C)



Silver/White

Don't forget to include your colour/finish choice when ordering.



Optional power hub

- Power and data module (2 power 2x data) can be added to any of the Vega tables.

PLUTO-2P1USB

£129.95



Chairs & Tables • Breakout / Informal



D. Straight mobile screen

- Complete with coloured acrylic screen and locking castors

850(W) x 80(D)mm

1060(H) mm
1500(H) mm

VMS03
VMS04

£207.95
£282.95



E. 60° curved mobile screen

- Complete with coloured acrylic screen and locking castors

850(W) x 80(D)mm

1060(H) mm
1500(H) mm

VMS01
VMS02

£227.95
£282.95




F. Outer curved soft seat

1140(W) x 396(D) x 460(H)mm

VSS03

£359.95



G. Inner curved soft seat

725(W) x 396(D) x 460(H)mm

VSS02

£249.95



H. Straight soft seat

800(W) x 396(D) x 460(H)mm

VSS01

£239.95



I. Vista+ circular table

1000mm diameter top

720(H)mm

VTABLE

£205.95

Vista+ mobile screens, soft seats and table (Items D-I)

These vista+ items co-ordinate with our vista+ breakout products on pages 86 to 99. The straight and curved mobile screens are available at 1060mm high; to match the tallest touchdown bench height, and 1500mm high; to create work areas with more privacy. The screens again feature the same high gloss acrylic panels as the touchdown benches, which can also be used as a dry wipe marker surface. There are four lockable castors on each screen, mounted to a solid steel out-rigger foot for extra stability.

To co-ordinate with both the benches and screens the range also includes a range of three soft seats. The shapes of these seats matches the radius and sizes of both the benches and screens perfectly allowing for seamless integration and endless configuration possibilities.

We also offer a stylish circular table for use with the screens and soft seats. Manufactured from high quality materials; white or grey laminate worktop available to match the range. Other worktop finishes available on request.

Acrylic screen finish (Items D-E)



Lime/Orange/Fuchsia/Dark Cyan/Yellow/Grey/White

Upholstery finish (Items F-H)



Ulster/Wesley/Aberdeen/Latymer/Banbridge/Silcoates/Silverdale/Kingsmead

Top finish (Item I)



Light Grey/White

VISTA+



Online www.british-thornton.co.uk

Chairs & Tables • Breakout / Informal



A. Stirling easy chair

- 5 year warranty
- Stackable, up to 3 high
- Frame is fully welded, with oval tube legs, and is available in silver as standard. Light grey and black available on request.

560(W) x 660(D) x 390(H)mm

Mainline Plus	VP882-M	£99.85
Omega Plus	VP882-P	£94.70



B. County easy chair

- 5 year warranty
- Stackable, up to 3 high
- Frame is fully welded, with round tube legs, and is available in silver as standard. Light grey and black available on request.

500(W) x 680(D) x 370(H)mm

Mainline Plus	VP734-M	£100.70
Omega Plus	VP734-P	£95.95



C. County rectangular table

- Hard-wearing laminate worktop
- Rectangular and square options available
- Frame is fully welded, with round tube legs, and is available in silver as standard. Light grey and black available on request.

670(W) x 410(D) x 360(H)mm

Laminate top	VP577	£51.45
--------------	-------	--------



D. County square table

- Hard-wearing laminate worktop
- Rectangular and square options available
- Frame is fully welded, with round tube legs, and is available in silver as standard. Light grey and black available on request.

670(W) x 670(D) x 360(H)mm

Laminate top	VP578	£61.75
--------------	-------	--------

Stirling chair (Item A)

The Stirling chair range is characterised by its stylish oval tube frame which is fully welded for strength and durability. Also available in 3 complementary models, all designed for superior comfort with extra deep foam seat and back pads. See page 68 for co-ordinating chairs.

Mainline Plus (Items A)



Lead/Clipper/Claret/Red/Juniper

Omega Plus (Items A)



Shadow/China/Marine/Heather/Red/Swizzle

Upholstered products are manufactured to order and are non-returnable, unless faulty.

Don't forget to include your colour/finish choice when ordering.

County chair and tables (Items B-D)

The County easy chair and table is designed by the Counties Furniture Group (CFG).

The table features a fully welded frame with round tube legs and a heat resistant laminate worktop with polished MDF edges.

The easy chair is upholstered in 2 fabric choices. The frame is supplied in silver as standard. Light grey and black are available on request.

Laminate worktop finishes (Items B-D)



Beech/Maple/Oak/Grey/Grey Dot

Mainline Plus (Items B-D)



Lead/Clipper/Claret/Red/Juniper

Omega Plus (Items B-D)



Shadow/China/Marine/Heather/Red/Swizzle

Chairs & Tables • Breakout / Informal



E. Premier wave coffee table

1200(W) x 600(D) x 380(H)mm

Laminate top
Veneered top

VP784-L
VP784-V

£81.50
£81.50



F. Premier oval coffee table

1200(W) x 520(D) x 380(H)mm

Laminate top
Veneered top

VP783-L
VP783-V

£79.70
£79.70



G. Premier circular coffee table

600(Dia) x 380(H)mm

Laminate top
Veneered top

VP826-L
VP826-V

£63.60
£63.60



H. Sovereign square coffee table

• Solid beech frame

580(W) x 580(D) x 385(H)mm

Laminate top
Veneered top

VP804-L
VP804-V

£85.10
£85.10



I. Sovereign rectangular coffee table

• Solid beech frame

820(W) x 500(D) x 385(H)mm

Laminate top
Veneered top

VP805-L
VP805-V

£101.50
£101.50



J. Pillar coffee table

• Coffee table 600mm diameter top

425(H)mm

PT6425

£102.95

• Coffee table 1000mm diameter top

425(H)mm

PT1425

£133.85

Premier Coffee Tables (Items E-G)

The premier coffee tables have chunky round tube legs and fully welded under frames, finished in silver. All the legs have adjustable levelling feet to ensure stability. These contemporary tables are available in a variety of table shapes.

Laminate worktop finishes (Items E-G)



Beech/Maple/Oak/Grey/Grey Dot

Veneered worktop finish (Items E-G)



Steamed beech

Frame (Items E-G)



Silver

Sovereign Tables (Items H-I)

The sovereign table range is the ideal choice for staffrooms and common rooms, these sovereign coffee tables are characterised by their solid beech frame. Choice of 2 table styles, square or rectangular.

All coffee table tops are manufactured from Medium Density Fibreboard (MDF), with either a high pressure laminate or beech veneer finish. Edges are sealed and polished.

Laminate worktop finishes (Items H-I)



Beech/Maple/Oak/Grey/Grey Dot

Veneered worktop finish (Items H-I)



Steamed beech

Pillar Coffee Table (Item J)

Stylish table, with laminated top and polished steel pillar base. Silver frame as standard.

Laminate worktop options (Item J)



Beech/Maple/Grey/Oak/White

Frame (Items J)



Silver

Please note: Steamed beech veneer is a natural wood product. Although we always strive to ensure a good colour match between all items ordered together, colour may vary slightly from batch to batch and over time. For this reason, all veneered products are manufactured to customer's order and cannot be returned unless faulty.



Chairs & Tables • Breakout / Informal



A. Spirit lite swivel chair

- 5 year warranty
- Chrome 4-star swivel base with glides

660(W) x 600(D) x 810(H)

470(SH)mm

Mainline Plus
Blazer

VP1262-M
VP1262-B

£259.95
£279.95



B. Spirit lite chair

- 5 year warranty
- Chrome wire frame

660(W) x 600(D) x 810(H)

470(SH)mm

Mainline Plus
Blazer

VP1263-M
VP1263-M

£239.95
£249.95



C. Spirit lite high chair

- 5 year warranty
- Chrome wire frame

490(W) x 490(D)

790(SH)mm

Mainline Plus
Blazer

VP1264-M
VP1264-B

£229.95
£239.95



D. Spirit swivel chair

- 5 year warranty
- Chrome 4-star swivel base with glides

660(W) x 600(D) x 810(H) / 470(SH)mm

Mainline Plus
Blazer

VP1258-M
VP1258-B

£319.95
£329.95



E. Spirit chair

- 5 year warranty
- Chrome wire frame

660(W) x 600(D) x 810(H) / 470(SH)mm

Mainline Plus
Blazer

VP1259-M
VP1259-B

£299.95
£309.95



F. Spirit table

- 5 year warranty
- Chrome wire frame

680(W) x 680(D) x 420(H)

Frosted glass top
Laminate top

VP1260
VP1261

£189.95
£129.95

Spirit lite chairs (Items A-C)

Providing seated comfort with relaxed softness and stylish clear design, Spirit Lite offers many variants by combining fabrics and frame options. Show-wood versions provide additional styling and a unique character, details available on request.

The spirit lite range includes a 4-star base chair, a wire frame chair and a 4-leg high chair.

Mainline Plus (Items A-C)



Lead/Clipper/Claret/Red/Juniper

Blazer (Items A-C)



Silcoates/Wesley/Banbridge/Ulster/Aston/
Wellington/Knightsbridge

Upholstered products are manufactured to order and are non-returnable, unless faulty.

Don't forget to include your colour/finish choice when ordering.

Spirit chairs and table (Items D-F)

Innovative design leading to inspiring breakout areas, spirit has a refined and inviting form, without losing versatility and comfort. Spirit also offers show-wood versions, adding further elegance by enhancing the upholstery, details available on request.

The spirit range includes a 4-star base chair, a wire frame chair and side table.

Chrome frame finish only.

Mainline Plus (Items D-E)



Lead/Clipper/Claret/Red/Juniper

Blazer (Items D-E)



Silcoates/Wesley/Banbridge/Ulster/Aston/
Wellington/Knightsbridge

Laminate top (Item F)



Walnut/White

Step bench (Item G)

Simple and clean lines make the Step bench seats suitable for any waiting room environment. Complete with an upholstered seat pad as standard.

Shell colour (Item G)



Black

Seat pad fabric options

Mainline Plus (Item G)



Lead/Clipper/Claret/Red/Juniper

Omega Plus (Item G)



Shadow/China/Marine/Heather/Red/Swizzle



Chairs & Tables • Breakout / Informal



2-seat bench



4-seat bench



5-seat bench

G. Step bench seats

- 5 year warranty
- Complete with seat pad

550(D) x 455(SH)mm

1040(W)mm	2 seat bench	VP1336	£209.95
1550(W)mm	3 seat bench	VP1337	£279.95
2060(W)mm	4 seat bench	VP1338	£349.95
2570(W)mm	5 seat bench	VP1339	£414.95

Available with a matching or contrasting centre button



H. Plus seat

- Multiple plus seats can be used to create flexible seating configurations

1350(W) x 1350(D) x 480(H)mm

Mainline Plus	VP785-M	£823.95
Blazer	VP785-B	£860.95



I. Pollen

- 5 year warranty

685(W) x 600(D) x 450mm

Seat		
Blazer	VP1284-B	£269.95
Blazer with button detail	VP1285-B	£289.95
Table		
Solid grade laminate top	VP1286-WH	£249.95

Plus seat (Item H)

Plus seat works equally alone, or with its fun shapes interlocked and configured into exciting playful, tessellated patterns due to its modular nature and distinctive graphic 'cross' shape.

This is a simple form and construction that economically provides seating for up to four people and facilitates meeting and greeting in informal spaces, or a comfortable seat for those who just want to take a break whilst also having somewhere to just perch their laptop for a while.

Mainline Plus (Item H)



Lead/Clipper/Claret/Red/Juniper

Blazer (Item H)



Silcoates/Wesley/Banbridge/Ulster/Aston/Wellington/Knightsbridge

Pollen seat and table (Item I)

The hexagon is a natural repeating shape which can be used in either small clusters, straight lines, around bends or tucked into corners. This makes pollen a truly dynamic seating and table system for any educational space.

Pollen's seat is constructed with a thick plywood base and CMHR foams. The wire base is made from mild steel and finished in chrome as standard. Polyester powder coat colours available on request.

Mainline Plus (Items I)



Lead/Clipper/Claret/Red/Juniper

Blazer (Item I)




Silcoates/Wesley/Banbridge/Ulster/Aston/Wellington/Knightsbridge

Solid grade laminate top (Item I)



White



Chairs & Tables • J&I Breakout / Informal



A. Junior side chair

- Stackable
- Available in fabric or vinyl

430(W) x 350(D) x 320(H)mm

VP992-V

£62.25



B. Single bench seat

310(W) x 410(D) x 320(H) mm

VP1166-V

£51.55



C. Double bench seat

640(W) x 410(D) x 320(H) mm

VP1165-V

£78.25



D. Triple bench seat

980(W) x 410(D) x 320(H) mm

VP1164-V

£102.95

Junior informal (Items A-D)

This range provides a colourful and practical solution for reading and learning areas for young children. The seating is all designed to co-ordinate with a fully welded round tube frame.

The Junior side chair is upholstered in a tough easy-to-clean vinyl, other fabric options are available on request.

The bench seats are available in 3 widths and are also finished in a tough easy-to-clean vinyl.

- 5 year warranty

Vinyl colours (Items A-D)



Grape/Electric Blue/Rouge/Yellow/Citrus Green/Candy

Frames (Items A-D)



Light Grey

Upholstered products are manufactured to order and are non-returnable, unless faulty.

Don't forget to include your colour/finish choice when ordering.

Chairs & Tables • J&I Breakout / Informal



E. Junior core

460(W) x 500(D)mm

310(H)mm
350(H)mm

VP498
VP499

£102.95
£102.95



F. Junior pea

500(W) x 500(D)mm

310(H)mm
350(H)mm

VP496
VP497

£102.95
£102.95



G. Junior apple

500(W) x 480(D)mm

310(H)mm
350(H)mm

VP494
VP495

£102.95
£102.95



H. Junior bean

1000(W) x 500(D)mm

310(H)mm
350(H)mm

VP488
VP489

£205.95
£205.95



I. Apple side table

460(W) x 500(D)mm

300(H)mm
340(H)mm

VP938
VP939

£51.55
£51.55



Range can be reconfigured to create flexible seating areas.

Junior contour (Items E-H)

The contour seating range is designed to be used in a variety of formations, making it ideal for reading time or in relaxation areas.

Manufactured to the highest standards, solid foam construction with an 18mm base. This soft seating range features a fully welded under-frame and CMHR (Combustion Modified High Resilient) foam with tough, easy-to clean, vinyl.

- 5 year warranty

Vinyl colours (Items E-H)

The easy clean, hand stitched vinyl is available in 6 contemporary colours;



Grape/Electric Blue/Rouge/Yellow/Citrus Green/Candy

Upholstered products are manufactured to order and are non-returnable, unless faulty.

Don't forget to include your colour/finish choice when ordering.

Apple side table (Item I)

The apple side table is specifically designed to nest and matches in height with the contour seating range. The table features a fully welded frame and a heat-resistant maple laminate worktop with polished MDF edges.

- 5 year warranty

Laminate worktop options (Item I)



Maple

Frame (Item I)



Silver

This range provides young children with colourful and practical seating for reading and learning areas.



Chairs & Tables • Breakout / Informal



A. Senior core

600(W) x 480(D) x 430(H)mm

Mainline Plus	VP490-M	£186.40
Blazer	VP490-B	£212.15

B. Senior pea

600(Diameter) x 430(H)mm

Mainline Plus	VP487-M	£186.40
Blazer	VP487-B	£212.15

Range can be reconfigured to create flexible seating areas.



C. Senior apple

600(W) x 540(D) X 430(H)mm

Mainline Plus	VP493-M	£186.40
Blazer	VP493-B	£212.15

D. Senior bean

1200(W) x 600(D) x 430(H)mm

Mainline Plus	VP491-M	£314.10
Blazer	VP491-B	£339.85

E. Apple side table

- Silver frame with maple finish top

600(W) x 540(D)mm		
420(H)mm	VP1122	£51.55

Senior contour (Items A-D)

Colourful, comfortable and configurable; the contour soft seating range is designed specifically to be used in break out and informal seating areas.

Manufactured to the highest standards, solid foam construction with an 18mm base. This soft seating range features brushed steel feet and is filled with CMHR (Combustion Modified High Resilient) foam.

Seats available in 2 fabric types; Mainline Plus or Blazer which is a luxurious wool blend upholstery fabric perfect for our breakout soft seating ranges. Both fabric options are flame retardant, medium hazard and recyclable.

- 5 year warranty

Mainline Plus (Items A-D)



Lead/Clipper/Claret/Red/Juniper

Blazer (Items A-D)



Silcoates/Wesley/Banbridge/Ulster/Aston/Wellington/Knightsbridge

Apple side table (Item E)

The apple side table is a specifically designed to nest and matches in height with the contour seating range. The table features a fully welded frame and a heat-resistant laminate worktop available in a maple finish with polished MDF edges.

- 5 year warranty

Laminate worktop options (Item E)



Maple

Frame (Item E)



Silver

Ideal for use in breakout areas and interactive learning spaces, this range offers configurable seating in a variety of shapes and sizes.

Chairs & Tables • Breakout / Informal



F. Blogger dot

400(Diameter) x 430(H)mm

Mainline Plus 4369-M
Blazer 4369-B

£154.45
£180.20



G. Blogger

966(W) x 963(D) x 430(H)mm

Mainline Plus 4368-M
Blazer 4368-B

£262.60
£303.80



Range can be reconfigured to create flexible seating areas.



H. Vale single seat

- Solid foam construction
- Fully welded under-frame, silver finish
- Contemporary and robust design

450W x 450D x 460H mm

Blazer VP912-B

£185.35



I. Vale Double Seat

- Solid foam construction
- Fully welded under-frame, silver finish
- Contemporary and robust design

900W x 450D x 460H mm

Blazer VP918-B

£303.80



J. Vale large seat

- Solid foam construction
- Fully welded under-frame, silver finish
- Contemporary and robust design

900W x 900D x 460H mm

Blazer VP925-B

£478.90

Blogger range (Items F-G)

To co-ordinate with our new tessellating and highly social blogger table range, we have introduced Blogger seating; shaped, upholstered and colourful soft seating, for a wide range of plan layouts and learning situations.

Light enough to move, but weighty enough to remain durable, blogger seating can form long sinuous seating areas, grouped discussion and chill-out zones, or combined with blogger tables and laptops/tablets to form ad-hoc informal study areas.

Blogger seating is available upholstered in a range of fabric types and colours, additional colours are available on request.

- 5 year warranty

Mainline Plus (Items F-G)



Lead/Clipper/Claret/Red/Juniper

Blazer (Items F-G)



Silcoates/Wesley/Banbridge/Ulster/Aston/Wellington/Knightsbridge

Vale soft seating (Items H-J)

Introducing vale, a new range specifically designed for informal spaces such as dining halls and breakout spaces.

These contemporary and robust soft seats have a unique and distinctive V-groove offering excellent user comfort.

Manufactured to the highest standards, fully upholstered seat with a solid foam construction, 18mm MDF base. The fully welded under-frames are finished in silver as standard.

- 5 year warranty

Mainline Plus (Items F-G)



Lead/Clipper/Claret/Red/Juniper

Blazer (Items F-G)



Silcoates/Wesley/Banbridge/Ulster/Aston/Wellington/Knightsbridge



Upholstered products are manufactured to order and are non-returnable, unless faulty.

Don't forget to include your colour/finish choice when ordering.



Chairs & Tables • Breakout



A. Hyde Stool

- 3 year warranty
- Stackable informal stool

525(W) x 525(D) x 420(H)mm

VP1216-B

each **£339.85**

B. Fletcher

- 5 year warranty
- Cylindrical shaped soft seat

400(Diameter)mm x 440(H)mm

Mainline Plus
Blazer

VP821-M
VP821-B

£119.45
£133.85



C. Bligh

- 5 year warranty
- Cube shaped soft seat with rounded corners

400(W) x 400(D) x 440(H)mm

Mainline Plus
Blazer

VP820-M
VP820-B

£119.45
£133.85



D. Pinch

- 5 year warranty

550(W) x 350(D) x 500(H)mm

Blazer **VP1287-B**

£259.95

600(W) x 450(D) x 400(H)mm

Blazer **VP1288-B**

£279.95



E. Scalloped UFO

- 5 year warranty
- Scalloped edge allows for easy grouping

730(W) x 730(D) x 430(H)mm

Mainline Plus
Blazer

VP776-M
VP776-B

£350.20
£380.95



F. UFO

- 5 year warranty
- Also available with scalloped edge

730(W) x 730(D) x 430(H)mm

Mainline Plus
Blazer

VP775-M
VP775-B

£339.85
£370.75

Hyde stool (Item A)

Introducing the hyde stool a fully upholstered stacking stool which is ideal for informal meeting spaces, breakout areas, in fact anywhere informal or fun looking seating is required.

The hyde stool has been moulded using a PU CMHR foam making it a comfortable, light weight stool that is easy to handle. This coupled with its ability to stack 4 high, makes the hyde stool a versatile seat for flexible spaces.

Available in a wide range of colours, the hyde stool is skinned in a two tone colour combination providing a playful looking stool for any environment.

Blazer (Item A)



Silcoates/Wesley/Banbridge/Ulster/Aston/
Wellington/Knightsbridge

Bligh and fletcher (Items B-C)

Bligh and fletcher are light and manoeuvrable upholstered stools. Bligh is a cube shape with elegantly rounded corners and fletcher is cylindrical. Both are ideal for use in breakout areas and interactive learning spaces.

Blazer (Items B-C)



Silcoates/Wesley/Banbridge/Ulster/Aston/
Wellington/Knightsbridge

Pinch (Item D)

Don't be fooled by imitations, the award winning Pinch stool is another classic in our range and a truly versatile product. The fully upholstered form of the pinch stool offers a comfortable seat, whether used at a table or mingled with soft seating. It can be sat on or straddled and the pinch stool has no obvious direction so lends itself to being scattered in a space. Use the pinch stool as functional occasional seating and to add life to any interior space.

Pinch's main body of the seating is constructed with FSC certified hardwood and CMHR foams.

Blazer (Item D)



Silcoates/Wesley/Banbridge/Ulster/Aston/
Wellington/Knightsbridge



Chairs & Tables • Breakout



G. Fifteen low back single bench

- 5 year warranty

930(W) x 750(D) x 860(H) / 450(SH)mm

Mainline Plus	VP1265-M	£249.95
Blazer	VP1265-B	£299.95



H. Fifteen low back double bench

- 5 year warranty

1230(W) x 670(D) x 860(H) / 440(SH)mm

Mainline Plus	VP1266-M	£469.95
Blazer	VP1266-B	£549.95



I. Fifteen low back triple bench

- 5 year warranty

1830(W) x 670(D) x 860(H) / 440(SH)mm

Mainline Plus	VP1267-M	£859.95
Blazer	VP1267-B	£1019.95



J. Fifteen high back single bench

- 5 year warranty

930(W) x 750(D) x 1310(H) / 450(SH)mm

Mainline Plus	VP1268-M	£399.95
Blazer	VP1268-B	£479.95



K. Fifteen high back double bench

- 5 year warranty

1230(W) x 670(D) x 1310(H) / 440(SH)mm

Mainline Plus	VP1269-M	£589.95
Blazer	VP1269-B	£679.95



L. Fifteen high back triple bench

- 5 year warranty

1830(W) x 670(D) x 1310(H) / 440(SH)mm

Mainline Plus	VP1270-M	£939.95
Blazer	VP1270-B	£1089.95

UFO (Items E-F)

UFO is a superb seating option for a multitude of informal meeting spaces or corporate breakout areas where people may come together for only a brief period to chat, to have a drink or just rest a while.

This comfortable design allows for user interactivity as it can be nested together with other UFOs arranged in a scatter format, or even used individually as a stand-alone piece.

The scalloped UFO allows the seats to be nested together.

Mainline Plus (Items E-F)



Lead/Clipper/Claret/Red/Juniper

Blazer (Items E-F)



Silcoates/Wesley/Banbridge/Ulster/Aston/Wellington/Knightsbridge

Fifteen (Items G-L)

Introducing fifteen, a soft seating range designed for informal spaces and even dining areas. The range is comprised of free-standing and modular elements making the benches easy to reconfigure.

Mainline Plus (Items G-L)



Lead/Clipper/Claret/Red/Juniper

Blazer (Items G-L)



Silcoates/Wesley/Banbridge/Ulster/Aston/Wellington/Knightsbridge



Fifteen is perfect for creating private informal meeting zones and can even be used to transform your dining space into a modern cafeteria.



Chairs & Tables • Breakout



A. Box side table

- Chrome pillar base frame

480(W) x 480(D) x 400(H)

Frosted glass top **VP1256** **£209.95**

680(W) x 680(D) x 400(H)

Frosted glass top **VP1257** **£249.95**



B. Box single armchair sofa

930(W) x 750(D) x 810(H) / 450(SH)mm

Mainline Plus **VP1253-M** **£469.95**

Blazer **VP1253-B** **£509.95**

Vinyl **VP1253-V** **£509.95**



C. Box double armchair

1530(W) x 750(D) x 810(H) / 450(SH)mm

Mainline Plus **VP1254-M** **£609.95**

Blazer **VP1254-B** **£649.95**

Vinyl **VP1254-V** **£649.95**



D. Box triple armchair

2130(W) x 750(D) x 810(H) / 450(SH)mm

Mainline Plus **VP1255-M** **£759.95**

Blazer **VP1255-B** **£809.95**

Vinyl **VP1255-V** **£809.95**

Box (Items A-D)

Box represents function and design, providing a robust solution for open space seating. The simplicity of its form is achieved by the angular construction. Satin chrome frame finish.

- 5 year warranty

Mainline Plus (Items B-D)



Lead/Clipper/Claret/Red/Juniper

Blazer (Items B-D)



Silcoates/Wesley/Banbridge/Ulster/Aston/Wellington/Knightsbridge

Vinyl (Items B-D)



Cobalt/Pillar Box/Jasmine White/Cocoa



Chairs & Tables • Breakout



E. Brix-up single

- Single seat bench with acoustic surround

750(W) x 550(D) x 950(H)mm

Mainline Plus	VP1327-M	£849.95
Blazer	VP1327-B	£1029.95



F. Brix-up 2 double

- Double seat bench with acoustic surround

1450(W) x 550(D) x 950(H)mm

Mainline Plus	VP1328-M	£1059.95
Blazer	VP1328-B	£1289.95



G. Brix-up triple

- Triple seat bench with acoustic surround

2150(W) x 550(D) x 950(H)mm

Mainline Plus	VP1329-M	£1399.95
Blazer	VP1329-B	£1659.95



H. Brix-up infill panel

- Acoustic linking panel providing spacing of 800mm and 1000mm between seating units

800(W)mm

Mainline Plus	VP1330-M	£269.95
Blazer	VP1330-B	£319.95

1000(W)mm

Mainline Plus	VP1331-M	£319.95
Blazer	VP1331-B	£389.95



I. Single tub chair

- Width and depth refer to overall size

670(W) x 670(D) x 430(SH)mm

Mainline Plus	VP501-M	£442.95
Blazer	VP501-B	£514.95



J. Double tub chair

- Width and depth refer to overall size

1160(W) x 670(D) x 430(SH)mm

Mainline Plus	VP502-M	£617.95
Blazer	VP502-B	£720.95

Brix-up (Items E-H)

For informal meetings, or just some quiet time to contemplate, the brix-up provides a versatile and flexible soft seating, meeting solution.

Based on the popular brix bench seating, the brix-up combines an acoustic surround with a two seater brix bench to create a beautifully detailed unit, to suit a new way of working.

Brimming with character, these slightly retro units provide a perfect workspace away from your workplace.

- 5 year warranty

Mainline Plus (Items E-H)



Lead/Clipper/Claret/Red/Juniper

Blazer (Items E-H)



Silcoates/Wesley/Banbridge/Ulster/Aston/Wellington/Knightsbridge

Tub chairs (Items I-J)

Our tub chairs are simple, with clean lines and are sure to enhance a wide variety of interiors.

- 5 year warranty

Mainline Plus (Items I-J)



Lead/Clipper/Claret/Red/Juniper

Blazer (Items I-J)



Silcoates/Wesley/Banbridge/Ulster/Aston/Wellington/Knightsbridge



Chairs & Tables • Breakout



A. 90° curved unit with centre and end leg
 770(W) x 770(D) x 430(H)
 Blazer **VP1281-B £249.95**

B. 90° curved unit with centre leg only
 770(W) x 770(D) x 430(H)
 Blazer **VP1280-B £219.95**

C. Power Module Unit
 • Data and power module
 270(W) x 770(D) x 570(H)
 Blazer **VP1282-B £459.95**



D. Intro seat
 • Single seat
 770(W) x 770(D) x 430(H)mm
 Blazer **VP1271-B £169.95**
 • Double seat
 1220(W) x 770(D) x 430(H)mm
 Blazer **VP1275-B £249.95**

E. Intro seat with back rest
 • Single seat with back rest
 770(W) x 770(D) x 770(H) / 430(SH)mm
 Blazer **VP1272-B £249.95**
 • Double seat with full width back rest and arm
 1220(W) x 770(D) x 770(H) / 430(SH)mm
 Blazer **VP1276-B £359.95**

F. Intro seat with back rest and single arm
 • Single seat with back rest and single arm
 770(W) x 770(D) x 770(H) / 430(SH)mm
 Blazer LH arm **VP1273-B £299.95**
 Blazer RH arm **VP1274-B £299.95**
 • Double seat with full width back rest and arm
 1220(W) x 770(D) x 770(H) / 430(SH)mm
 Blazer LH arm **VP1277-B £409.95**
 Blazer RH arm **VP1278-B £409.95**

Intro (Items A-F)

A modular system with endless possibilities of configuration with the use of 90 degree planning pieces. Units are available without backrests to create bench style seating. Power and data modules increase the versatility of this product.

- 5 year warranty

Blazer (Item A-F)



Silcoates/Wesley/Banbridge/Ulster/Aston/Wellington/Knightsbridge



Raft (Items G-N)

Raft is a highly versatile collection that has been designed to grace any breakout, third-space, foyer or public area.

The level of comfort and flexibility of raft ensures that it caters for all users and environments both today and in the future.

Raft is available in a number of modules including single and double length units and corner modules. Each unit can also be specified with or without arms and/or a back. The highly configurable collection can create linear or shaped forms or compact island pieces.

- 5 year warranty

Blazer (Items G-N)



Silcoates/Wesley/Banbridge/Ulster/Aston/Wellington/Knightsbridge



Chairs & Tables • Breakout



G. Raft bench

- Single seat

720(W) x 680(D) x 440(H)

Mainline Plus	VP1308-M	£289.95
Blazer	VP1308-B	£309.95

- Double seat

1440(W) x 680(D) x 440(H)

Mainline Plus	VP1315-M	£429.95
Blazer	VP1315-B	£459.95



H. Raft bench with full back rest

- Single seat with full back rest

720(W) x 680(D) x 730(H) / 440(SH)mm

Mainline Plus	VP1309-M	£389.95
Blazer	VP1309-B	£429.95

- Double seat with full back rest

1440(W) x 680(D) x 730(H) / 440(SH)mm

Mainline Plus	VP1316-M	£589.95
Blazer	VP1316-B	£639.95



I. Raft bench with full back rest and arms

- Single seat with full back rest and arms

980(W) x 680(D) x 730(H) / 440(SH)mm

Mainline Plus	VP1312-M	£599.95
Blazer	VP1312-B	£649.95

- Double seat with full back rest and arms

1700(W) x 680(D) x 730(H) / 440(SH)mm

Mainline Plus	VP1319-M	£754.95
Blazer	VP1319-B	£829.95



J. Raft bench with half back rest

- Double seat with left hand back rest

1440(W) x 680(D) x 730(H) / 440(SH)mm

Mainline Plus	VP1323-M	£559.95
Blazer	VP1323-B	£599.95

- Double seat with right hand back rest

1440(W) x 680(D) x 730(H) / 440(SH)mm

Mainline Plus	VP1322-M	£559.95
Blazer	VP1322-B	£599.95



K. Raft bench with half back rest and arm

- Double seat with left hand back rest and arm

1570(W) x 680(D) x 730(H) / 440(SH)mm

Mainline Plus	VP1321-M	£659.95
Blazer	VP1321-B	£719.95

- Double seat with right hand back rest and arm

1570(W) x 680(D) x 730(H) / 440(SH)mm

Mainline Plus	VP1320-M	£659.95
Blazer	VP1320-B	£719.95



L. Raft 45° curved unit

680(W) x 680(D) x 440(H)mm

Mainline Plus	VP1326-M	£309.95
Blazer	VP1326-B	£329.95



M. Raft 90° curved unit

680(W) x 680(D) x 440(H)mm

Mainline Plus	VP1325-M	£329.95
Blazer	VP1325-B	£349.95



N. Raft 180° curved unit

1360(W) x 680(D) x 440(H)mm

Mainline Plus	VP1324-M	£499.95
Blazer	VP1324-B	£529.95



Breakout & LRC • Vista+ Touchdown



Few design solutions manage to combine flexibility, style and functionality successfully; three very important requirements in modern educational furniture design. Vista+ by British Thornton is the exception.



Vista+ range

Vista+ range from British Thornton; designed to transform breakout, IT and LRC spaces into agile and inspirational learning hubs, rich with power and data, small group work areas and flexible seating pods. All designed to suit your exacting requirements. See page 88-101.

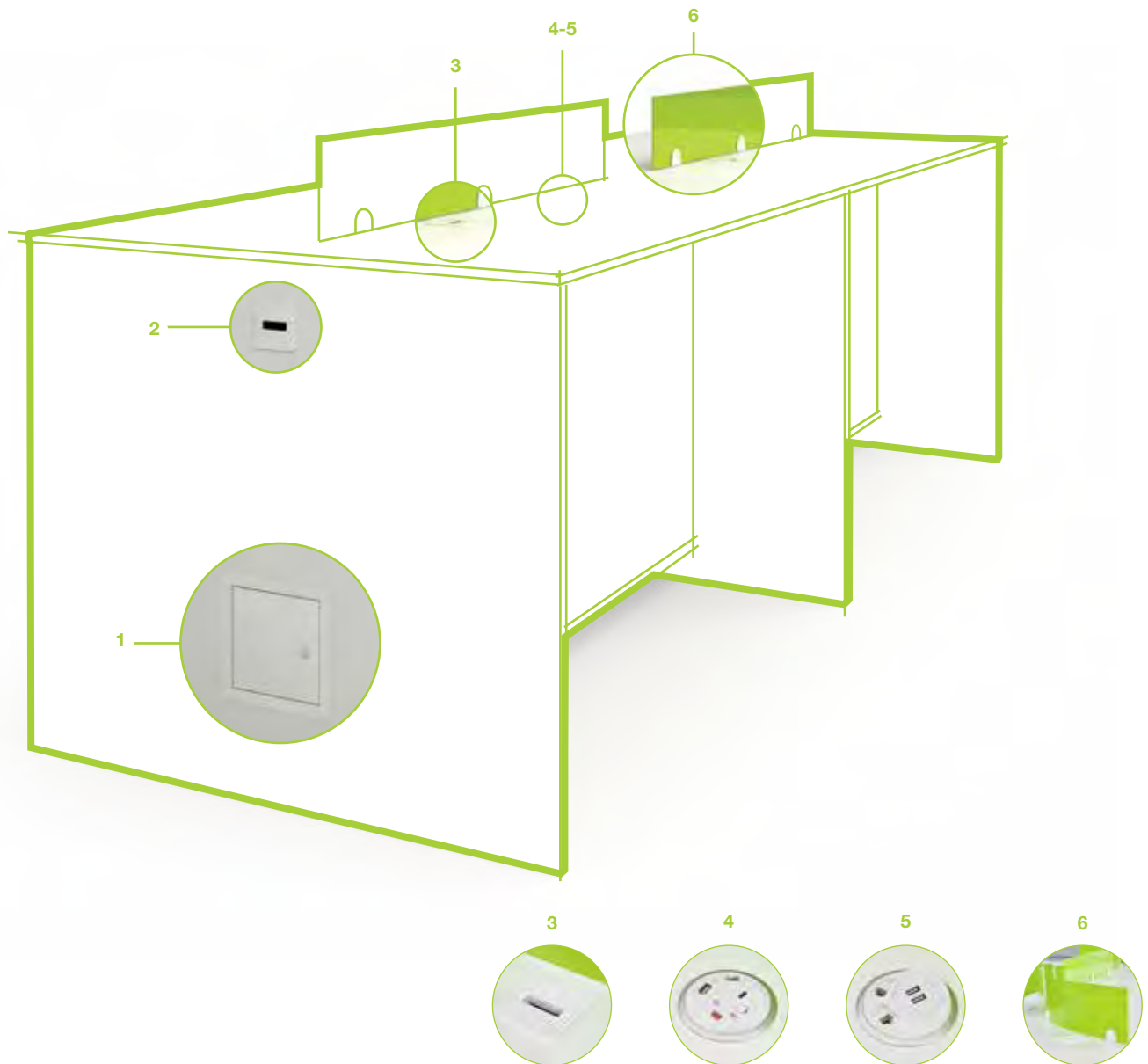


Breakout & LRC

1207
188



Breakout & LRC • Vista+ Touchdown



Vista+ touchdown

Vista+ by British Thornton offers a highly desirable range of modular screens, soft seats and touchdown benches. This extensive range is easy to configure and is ideal for creating both temporary and semi permanent informal work areas with the option to integrate your power and data supply for IT use.

The vista+ range features high quality, high gloss, solid acrylic panels; which are available in seven bold contemporary colours. The body of the units are white or light grey as standard.

The power units are available in two configurations as standard. Other configurations are available upon request including HDMI, Stereo, cat5e and international sockets.

Cable management is prevalent on the vista+ range. Each end panel features an additional cable port (2) as well as a large access panel (1). This panel allows easy access into the void within each bench making cable management and routing of cables from one bench to another and to the power/data source, extremely simple.

1 Access panel

Service panel providing access to central cable management void. The door can be removed if required, dependent on configuration.

2 Panel end cable port

Provides additional cable management from one bench to another or from dado trunking.

3 Desktop cable port

Removable two piece cable port to allow easy routing of cables to counter top, or can be replaced with optional power units

4 Optional power unit 1

- 1x power, 1x USB, 1x data, 3m mains power lead, 3m cat5e UTP flyleads.
- Can be fitted to any of the vista+ Benches

VTP1

£85.95

5 Optional power unit 2

- 2x fast charge USB, 2x data, 3m CAT5e UTP flyleads.
- Can be fitted to any of the Vista+ Benches

VTP1

£85.95

6 Acrylic panels

The Vista+ range features high quality, high gloss, solid acrylic panels; which are available in 7 bold contemporary colours. The body of the units are white or light grey as standard.

Standard finishes



Light Grey/White

Acrylic finish



Lime/Orange/Fuchsia/Dark Cyan/Yellow/Grey/White

VISTA+





This extensive range is easy to configure and is ideal for creating both temporary and semi permanent informal work areas, with the option to integrate your power and data supply for IT use.



Breakout & LRC • Vista+ Touchdown



A. Straight high level touchdown

High level touchdown to both sides. This straight configuration can be used as IT touchdown with laptops or desktop computers, providing a contemporary alternative to IT desking. As with all of the configurations, excluding those with integral seating, the units can be specified at low level also.

3200(W) x 1200(D) x 1060(H)mm

VTB17

£1557.90



B. Straight high level touchdown with integral seating

High level touchdown to one side, low integral seating to the other side. Ideally suited to breakout areas with a requirement for flexible IT provision.

3200(W) x 1200(D) x 1060(H)mm

VTB19

£1551.90



C. 'C' shaped high level touchdown

High level touchdown to both sides. An 'S' shaped configuration that utilises both straight and curved benches. This is perfectly suited to IT use as well as dining and breakout.

5970(W) x 2800(D) x 1060(D)mm

VTB18

£3543.80



D. 'S' shaped high level touchdown

High level touchdown to both sides. This 'S' shaped configuration creates a large touchdown IT or dining bench. Ideally suited to large open plan areas with a requirement for semi-flexible IT use.

7600(W) x 4400(D) x 1060(H)mm

VTB14

£4964.75



E. 'S' shaped high level touchdown with integral seating

High level touchdown to one side with low level seating to the other. This 'S' shaped configuration creates a semi-private seating area with touchdown IT or dining on the other side with the reverse being created at the opposite end. Perfect for LRC's and similar areas where a mixture of IT and small group tasks take place.

7600(W) x 4400(D) x 1060(H)mm

VTB15

£6811.60



F. 'S' shaped high level touchdown with integral seating, screens and soft seating

High level touchdown, integral seating, mobile screens and low soft seating. A large 'S' shaped configuration that provides both variation and functionality.

7600(W) x 4400(D) x 1060(H)mm

VTB16

£8743.10



Breakout & LRC • Vista+ Touchdown



G. 'C' shaped high level touchdown with integral inner seating

High level touchdown to the outside, low level seating to the inside. Perfect for informal IT use and creating semi-private meeting, social dining or general breakout use.

4400(W) x 3300(D) x 1060(H)mm

VTB20

£3327.80



H. 'C' shaped high level touchdown with integral outer seating

High level touchdown to inside, low level seating to the outside. Perfect for informal IT, dining areas or general breakout use.

4400(W) x 3300(D) x 1060(H)mm

VTB21

£3483.80



I. 'C' shaped high level touchdown

High level touchdown to both sides. Ideally suited to informal IT use, dining and breakout areas. With the same units an 'S' shaped configuration can also be achieved by rotating two of the end units.

4400(W) x 3300(D) x 1060(H)mm

VTB22

£3971.80



J. 'C' shaped high level touchdown with outer soft seating

High level touchdown to the inside, loose soft seating to the outside. As the seats are separate items this configuration is well suited to more flexible environments where the seating may be moved and re-configured.

4400(W) x 3300(D) x 1060(H)mm

VTB23

£6075.40



K. 'C' shaped high level touchdown with inner soft seating

High level touchdown to the outside, loose soft seating to the inside. As the seats are separate items this configuration is well suited to more flexible environments where the seating may be moved and re-configured.

4400(W) x 3300(D) x 1060(H)mm

VTB24

£5271.40



L. Mobile screens with inner and outer soft seating

A completely mobile configuration of screens and seating. These products can be moved and re-configured as required. Perfect for very flexible spaces where semi-private pods or work areas may be required.

4400(W) x 3300(D) x 1500(H)mm

VTB25

£7142.80



M. Straight mobile screen

- Complete with coloured acrylic screen and locking castors

850(W) x 80(D)mm

1060(H) mm
1500(H) mm

VMS03
VMS04

£207.95
£282.95



N. 60° curved mobile screen

- Complete with coloured acrylic screen and locking castors

850(W) x 80(D)mm

1060(H) mm
1500(H) mm

VMS01
VMS02

£227.95
£282.95



The screens are designed for use with the soft seats featured on page 71

VISTA+



Online www.british-thornton.co.uk

Breakout & LRC • Vista+ Touchdown



A. Straight, back-to-back, high level touchdown bench

- Complete with: Acrylic screen, 4x desktop cable ports, 2x panel end cable ports, 2x access panels
- Double sided unit, designed to be used with high stools or at standing height

1600(W) x 1200(D) x 1060(H) mm

VTB01

£778.95



B. Straight, back-to-back, low level touchdown bench

- Complete with: Acrylic screen, 4x desktop cable ports, 2x panel end cable ports, 2x access panels
- Double sided unit, designed to be used with standard height seating

1600(W) x 1200(D) x 760(H) mm

VTB02

£644.95



C. Straight, single-sided, high level touchdown bench

- Complete with: Acrylic screen, 2x desktop cable ports, 2x panel end cable ports, 2x access panels
- Single sided unit, designed to be used with high stools or at standing height

1600(W) x 804(D) x 1060(H) mm

VTB03

£728.95



D. Straight, single-sided, low level touchdown bench

- Complete with: Acrylic screen, 2x desktop cable ports, 2x panel end cable ports, 2x access panels
- Single sided unit, designed to be used with standard height seating

1600(W) x 804(D) x 760(H) mm

VTB04

£598.95



E. Straight, single-sided, touchdown bench with integral seat.

- Complete with: Acrylic screen, 2x desktop cable ports, 2x panel end cable ports, 2x access panels
- Double sided unit, one side designed to be used with high stools or at standing height, the other side has an integral low bench seat

1600(W) x 1200(D) x 1060(H) mm

VTB11

£775.95



F. Straight, single-sided, touchdown bench with integral upholstered seat.

- Complete with: Acrylic screen, 2x desktop cable ports, 2x panel end cable ports, 2x access panels
- Double sided unit, one side designed to be used with high stools or at standing height, the other side has an integral upholstered bench seat

1600(W) x 1200(D) x 1060(H) mm

VTB26

£1527.95



Breakout & LRC • Vista+ Touchdown



G. 60° Curved, back-to-back, high level touchdown bench

- Complete with: Acrylic screen, 4x desktop cable ports, 2x panel end cable ports, 2x access panels
- Double sided unit, designed to be used with high stools or at standing height

2200(W) x 1200(D) x 1060(H) mm

VTB05

£992.95



H. 60° Curved, back-to-back, low level touchdown bench

- Complete with: Acrylic screen, 4x desktop cable ports, 2x panel end cable ports, 2x access panels
- Double sided unit, designed to be used with standard height seating

2200(W) x 1200(D) x 760(H) mm

VTB06

£856.95



I. 60° inner curved, single-sided, high level touchdown bench

- Complete with: Acrylic screen, 2x desktop cable ports, 2x panel end cable ports, 2x access panels
- Single sided unit, designed to be used with high stools or at standing height

1804(W) x 804(D) x 1060(H) mm

VTB07

£798.95



J. 60° inner curved, single-sided, low level touchdown bench

- Complete with: Acrylic screen, 2x desktop cable ports, 2x panel end cable ports, 2x access panels
- Single sided unit, designed to be used with standard height seating

1804(W) x 804(D) x 760(H) mm

VTB08

£669.95



K. 60° outer curved, single-sided, high level touchdown bench

- Complete with: Acrylic screen, 4x desktop cable ports, 2x panel end cable ports, 2x access panels
- Single sided unit, designed to be used with high stools or at standing height

2200(W) x 804(D) x 1060(H) mm

VTB09

£817.95



L. 60° outer curved, single-sided, low level touchdown bench

- Complete with: Acrylic screen, 4x desktop cable ports, 2x panel end cable ports, 2x access panels
- Single sided unit, designed to be used with standard height seating

2200(W) x 804(D) x 760(H) mm

VTB10

£688.95



M. 60° inner curved, single-sided, touchdown bench with integral seat

- Complete with: Acrylic screen, 2x desktop cable ports, 2x panel end cable ports, 2x access panels
- Double sided unit, inside curve designed to be used with high stools or at standing height, the outside curve has an integral low bench seat

1804(W) x 1200(D) x 1060(H) mm

VTB12

£870.95



N. 60° outer curved, single-sided, touchdown bench with integral seat.

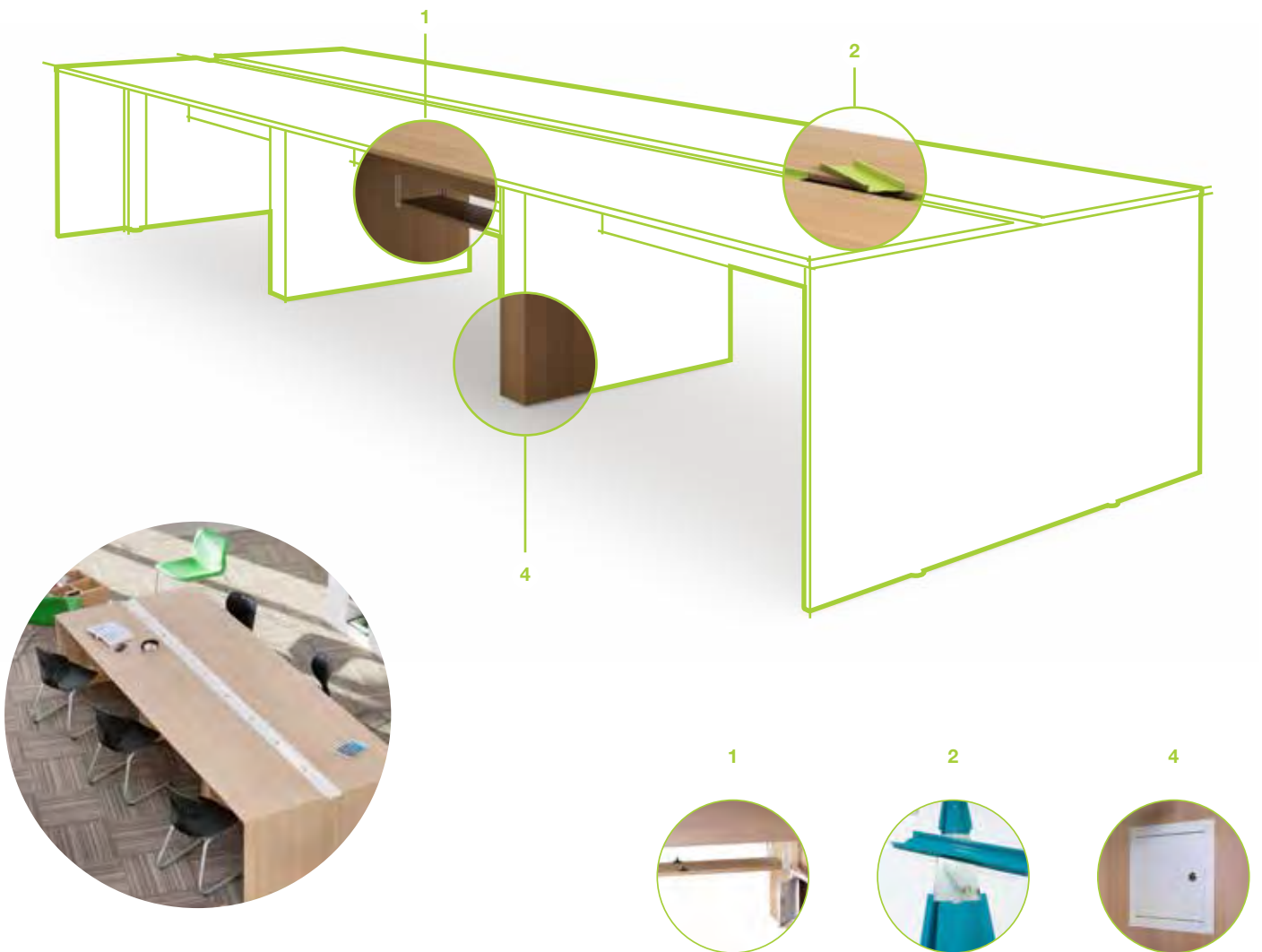
- Complete with: Acrylic screen, 2x desktop cable ports, 2x panel end cable ports, 2x access panels
- Double sided unit, outside curve designed to be used with high stools or at standing height, the inside curve has an integral low bench seat

2200(W) x 1200(D) x 1060(H) mm

VTB13

£831.95

Breakout & LRC • Vista+ Beam Benching



Vista+ beam benching

Vista+ beam benching is the latest addition to the vista+ family of products. The system has been designed to offer expansive, cable managed desk space within IT and LRC areas.

The range is comprised of starter, mid and end units in a range of sizes, allowing you're desired length of bench to be created easily. Pre-configured options are also available making the ordering and specification process even simpler.

The benches are self assembly and delivered flat-packed, however the product has been designed to make assembly as simple as possible. So simple in fact a whole bench can be assembled with only four screws. For more information and assistance please contact our design team on 08705 329 201.



VISTA+

The product features:

1 Drop down panel

A push-release, drop down cable management panel for easy installation and management of cabling.

2 Cable trough cover

Drop in trough covers with access holes for a neat and tidy solution to desktop wires.

3 Service riser legs

Cable managed shared legs that act as service risers from floor-box to desktop.

4 Service panel

Service panel providing access to cable managed service riser leg.

5 Easy assembly

Almost completely tool free assembly.

Finishes



Beech/Maple/Oak/Grey/White

Trough colours



Lime/Orange/Fuchsia/Dark Cyan/Yellow/Grey/White



Breakout & LRC • Vista+ Beam Benching



A. Beam standalone

1400(D) x 760(H) mm

1200(W)	VBB-12	£349.95
1600(W)	VBB-16	£399.95
2000(W)	VBB-20	£449.95



B. Beam starter

1400(D) x 760(H) mm

1200(W)	VBB-S-12	£399.95
1600(W)	VBB-S-16	£449.95
2000(W)	VBB-S-20	£499.95



C. Beam mid

1400(D) x 760(H) mm

1200(W)	VBB-M-12	£349.95
1600(W)	VBB-M-16	£399.95
2000(W)	VBB-M-20	£429.95



D. Beam end

1400(D) x 760(H) mm

1200(W)	VBB-E-12	£299.95
1600(W)	VBB-E-16	£339.95
2000(W)	VBB-E-20	£399.95



E. Beam starter and end bench

1400(D) x 760(H) mm

2400(W)	VBB-24	£699.90
2800(W)	VBB-28	£739.90
3200(W)	VBB-32	£789.90
4000(W)	VBB-40	£899.90



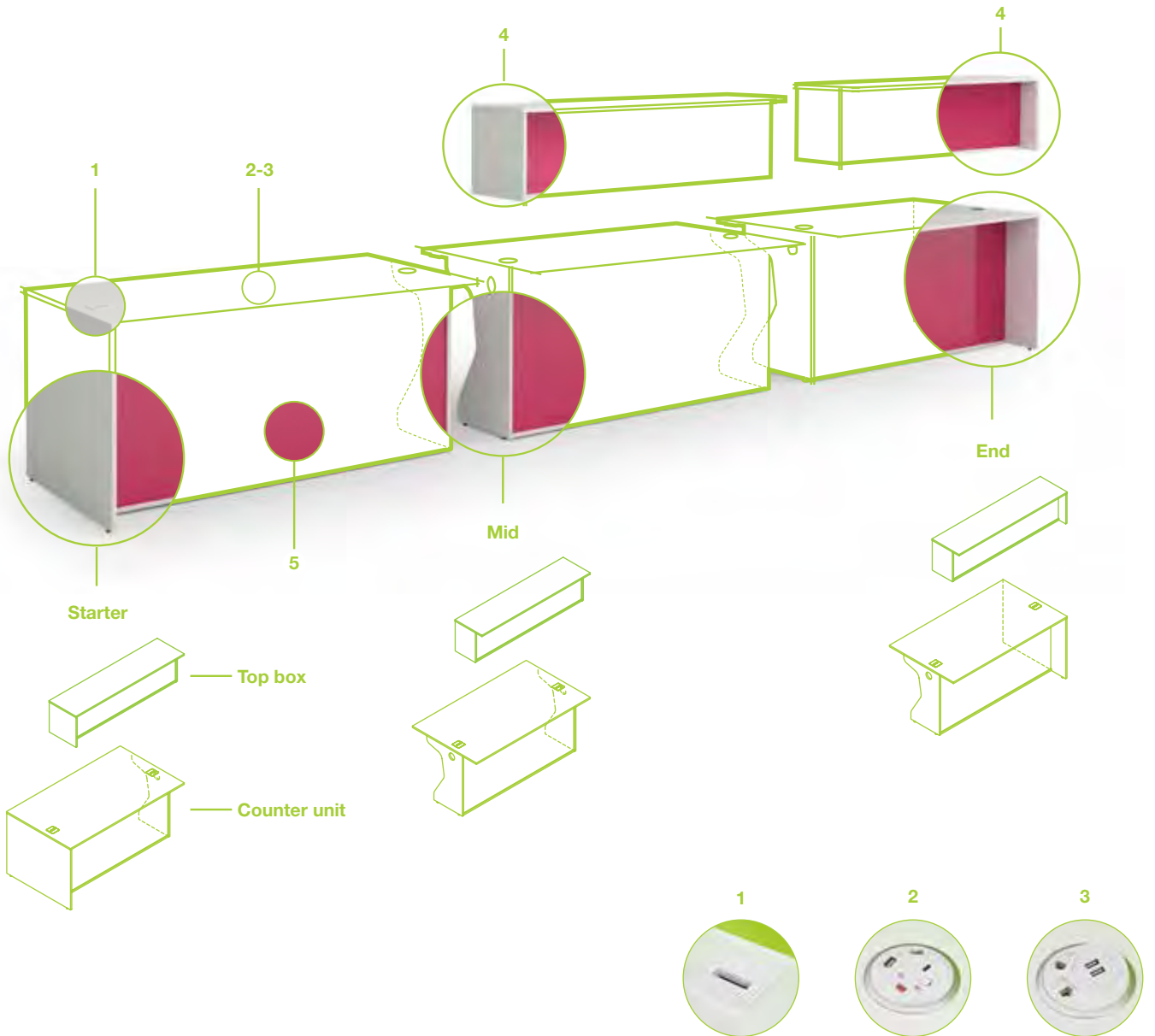
F. Beam starter, mid and end bench

1400(D) x 760(H) mm

3600(W)	VBB-36	£1049.85
4800(W)	VBB-48	£1189.85
6000(W)	VBB-60	£1329.85



Breakout & LRC • Vista+ Counter



Vista+ Counter

All of the reception counter units in the vista+ range are modular and available as starters, extensions, end units and where possible wheelchair accessible counters. This allows your counter to have a continuous work area without the inconvenience of support panels. Each unit is delivered fully assembled (access permitting) and the counters simply 'clip' together with minimal fixing. Cable management is provided by cable ports in the counter tops and access holes from one counter unit to another. Cable ports can be substituted for power and data modules if required. Additional horizontal cable management can be integrated into the units upon request.



1 Desktop cable port

Removable two piece cable port to allow easy routing of cables to counter top, these can be replaced with optional power units

2 Optional power unit 1

- 1x power, 1x USB, 1x data, 3m mains power lead, 3m CAT5e UTP flyleads.
- Can be fitted to any of the Vista+ Benches

VTP1

£85.95

3 Optional power unit 2

- 2x fast charge USB, 2x data, 3m CAT5e UTP flyleads.
- Can be fitted to any of the Vista+ Benches

VTP1

£85.95

4 Top boxes

Each counter unit has a matching top box which is specified independently, as a separate item. This allows you to create your counter, as you require it without compromise.

5 Acrylic panels

The Vista+ range features high quality, high gloss, solid acrylic panels; which are available in 7 bold contemporary colours. The body of the units are white or light grey as standard.

Standard finishes



Light Grey/White

Acrylic finishes



Lime/Orange/Fuchsia/Dark Cyan/Yellow/Grey/White



Breakout & LRC • Vista+ Counter



Circular counter configuration

4200(W) x 3920(D) x 1160(H)

x1 VRCCS60, x2 VRCCM60, x1 VRCCD60,
x2 VRTCS60, x2 VRTCE60

The Vista+ range features high quality, high gloss, solid acrylic panels; which are available in 7 bold contemporary colours



U Shaped counter configuration

4600(W) x 3100(D) x 1160(H)

x1 VRCSS16, x2 VRCCM90, x1 VRCS16,
x1 VRCSE16, x1 VRTSS16, x1 VRTCE90,
x1 VRTSE16



*Internal view of a curved counter
with matching topbox*



Square counter configuration

4200(W) x 4000(D) x 1160(H)

x1 VRCCS90, x2 VRCSM16, x1 VRCSM18,
x2 VRCCM91, x1 VRCCM90, x1 VRCSE10,
x1 VRTCS90, x1 VRTSM16, x2 VRTCM91,
x1 VRTSE18, x1 VRTSS16, x1 VRTSE10



*External view of a curved counter
with matching topbox*



Breakout & LRC • Vista+ Counter Unit



A. Straight starter

- Complete with 2x desktop cable ports

900(D) x 760(H)mm	VRCSS10	£287.95
1000(W)	VRCSS12	£327.95
1200(W)	VRCSS14	£381.95
1400(W)	VRCSS16	£421.95
1600(W)	VRCSS18	£461.95



B. Straight mid

- Complete with 2x desktop cable ports

900(D) x 760(H)mm	VRCSM10	£287.95
1000(W)	VRCSM12	£327.95
1200(W)	VRCSM14	£381.95
1400(W)	VRCSM16	£421.95
1600(W)	VRCSM18	£461.95



C. Straight end

- Complete with 2x desktop cable ports

900(D) x 760(H)mm	VRCSE10	£287.95
1000(W)	VRCSE12	£327.95
1200(W)	VRCSE14	£381.95
1400(W)	VRCSE16	£421.95
1600(W)	VRCSE18	£461.95



D. Straight W/C access

- Acrylic screen set back to allow for wheelchair access

900(D) x 760(H)mm	VRCS10	£287.95
1000(W)	VRCS12	£327.95
1200(W)	VRCS14	£381.95
1400(W)	VRCS16	£421.95
1600(W)	VRCS18	£461.95

All of the reception counter units in the Vista+ range are modular and available as starters, extensions, end units and where possible wheelchair accessible counters.



E. 90° Compact Curved Mid

- Complete with 2x desktop cable ports

1272(W) x 900(D) x 760(H)mm	VRCCM91	£462.95
-----------------------------	---------	---------



F. 90° outer curved starter

- Complete with 2x desktop cable ports

2121(W) x 900(D) x 760(H)mm	VRCCS90	£521.95
-----------------------------	---------	---------



G. 90° outer curved mid

- Complete with 2x desktop cable ports

2121(W) x 900(D) x 760(H)mm	VRCCM90	£521.95
-----------------------------	---------	---------



H. 90° outer curved end

- Complete with 2x desktop cable ports

2121(W) x 900(D) x 760(H)mm	VRCCCE90	£521.95
-----------------------------	----------	---------



I. 60° outer curved starter

- Complete with 2x desktop cable ports

2100(W) x 900(D) x 760(H)mm	VRCCS60	£518.95
-----------------------------	---------	---------



J. 60° outer curved mid

- Complete with 2x desktop cable ports

2100(W) x 900(D) x 760(H)mm	VRCCM60	£518.95
-----------------------------	---------	---------



K. 60° outer curved end

- Complete with 2x desktop cable ports

2100(W) x 900(D) x 760(H)mm	VRCCCE60	£518.95
-----------------------------	----------	---------



L. 60° inner curved starter

- Complete with 2x desktop cable ports

2100(W) x 900(D) x 760(H)mm	VRCCS61	£434.95
-----------------------------	---------	---------



M. 60° inner curved mid

- Complete with 2x desktop cable ports

2100(W) x 900(D) x 760(H)mm	VRCCM61	£434.95
-----------------------------	---------	---------



N. 60° inner curved end

- Complete with 2x desktop cable ports

2100(W) x 900(D) x 760(H)mm	VRCCCE61	£434.95
-----------------------------	----------	---------



O. 90° outer curved W/C access

- Acrylic screen set back to allow for wheelchair access

2121(W) x 900(D) x 760(H)mm	VRCCD90	£445.95
-----------------------------	---------	---------



P. 60° outer curved W/C access

- Acrylic screen set back to allow for wheel chair access

2100(W) x 900(D) x 760(H)mm	VRCCD60	£466.95
-----------------------------	---------	---------



Q. 60° inner curved W/C access

- Acrylic screen set back to allow for wheel chair

2100(W) x 900(D) x 760(H)mm	VRCCD61	£484.95
-----------------------------	---------	---------



Breakout & LRC • Vista+ Counter Topbox



A. Straight starter

400(D) x 400(H)mm		
1000(W)	VRTSS10	£157.95
1200(W)	VRTSS12	£178.95
1400(W)	VRTSS14	£207.95
1600(W)	VRTSS16	£229.95
1800(W)	VRTSS18	£249.95



B. Straight mid

400(D) x 400(H)mm		
1000(W)	VRTSM10	£157.95
1200(W)	VRTSM12	£178.95
1400(W)	VRTSM14	£207.95
1600(W)	VRTSM16	£229.95
1800(W)	VRTSM18	£249.95



C. Straight end

400(D) x 400(H)mm		
1000(W)	VRTSE10	£157.95
1200(W)	VRTSE12	£178.95
1400(W)	VRTSE14	£207.95
1600(W)	VRTSE16	£229.95
1800(W)	VRTSE18	£249.95



D. Straight stand alone

400(D) x 400(H)mm		
1000(W)	VRTSU10	£157.95
1200(W)	VRTSU12	£178.95
1400(W)	VRTSU14	£207.95
1600(W)	VRTSU16	£229.95
1800(W)	VRTSU18	£249.95

Each counter unit has a matching top box. These are specified independently to allow you to create your counter, as you require it, without compromise.



E. 90° Compact Curved Mid

400(W) x 400(D) x 400(H)mm		
VRTCM91		£185.95



F. 90° outer curved starter

1980(W) x 400(D) x 400(H)mm		
VRTCS90		£308.95



G. 90° outer curved mid

1980(W) x 400(D) x 400(H)mm		
VRTCM90		£308.95



H. 90° outer curved end

1980(W) x 400(D) x 400(H)mm		
VRTCE90		£308.95



I. 60° outer curved starter

2000(W) x 400(D) x 400(H)mm		
VRTCS60		£296.95



J. 60° outer curved mid

2000(W) x 400(D) x 400(H)mm		
VRTCM60		£296.95



K. 60° outer curved end

2000(W) x 400(D) x 400(H)mm		
VRTCE60		£296.95



L. 60° inner curved starter

1700(W) x 400(D) x 400(H)mm		
VRTCS61		£242.95



M. 60° inner curved mid

1700(W) x 400(D) x 400(H)mm		
VRTCM61		£242.95



N. 60° inner curved end

1700(W) x 400(D) x 400(H)mm		
VRTCE61		£242.95



O. 90° outer curved stand alone

1980(W) x 400(D) x 400(H)mm		
VRTCU90		£308.95



P. 60° outer curved stand alone

2000(W) x 400(D) x 400(H)mm		
VRTCU60		£296.95



Q. 60° inner curved stand alone

1700(W) x 400(D) x 400(H)mm		
VRTCU61		£242.95



Breakout & LRC • Vista+ Surface



A. Vista+ surface

1460(W) x 600(D) x 1500(H) Overall dims (nested)

- Complete with all 3 units (high, middle and low)
- Available with and without optional power unit

No power	6900V	£1369.00
With power unit	6902V	£1648.00

Vista+ Surface units set out as step seats.



Tall unit with coloured back panel
1460(W) x 600(D) x 1060(H)mm



Middle unit
1330(W) x 600(D) x 760(H)mm



Low Unit
1200(W) x 600(D) x 460(H)mm

1



2



3



Vista+ surface (Item A)

The vista+ range is detailed with co-ordinating colours so that different elements can be mixed and matched. Vista+ surface is designed to provide either a step seating system which locks together to provide a solid single unit of tiered seating, or in separate components as standing working-height surface (with back screen) plus a bench seat and table arrangement.

The surfaces will also nest to provide clear floor space. We have included an option to add power units below the tall surface, with a space for cables to pass through between the surface and the front of the screen. Coloured portholes allow cable runs to be linked through the units or combined with our vista+ divide range for additional flexibility.

1 Optional power modules

Optional power modules are situated on inside faces of the large element. Cable access ports are fitted to both powered and non powered step seats.

2 Locking device


The step locking device is operated by a handle situated on the top face of the lower and middle elements.

3 Locking bar

Locking bar, situated on the outside face of lower and middle elements fits into a recess in the inside face of the next larger elements.



Breakout & LRC • Vista+ Divide



B. Vista+ divide

1500(W) x 750(D) x 1500(H) mm

- Complete with power unit and cable ports

6911V £866.95

- Complete with cable ports only (no power unit) (not shown)

6910V £586.95

Vista+ divide (Item B)

Introducing vista+ divide; a flexible screen system that can be used to create privacy areas for a variety of study activities. The L-shaped panels have a whiteboard finish and can be written on with dry-wipe markers for idea generation, presentations, group work and note taking.

Vista+ divide is available with and without integrated power modules. Portholes allow continuation of linked power, enabling the screens to provide power into room spaces where floor sockets are unavailable, not sufficiently flexible or too expensive to provide.

The screens can be rotated either way up dependent on where the power supply is required, below or above table height.

The vista+ divide screens co-ordinate with our other vista+ products and can be used with the vista+ surface shown on the opposite page.

Features

1 Positioned either way up

Vista+ divide can be positioned either way up depending on where you require the power supply

2 Study zones

Vista+ divide can be used with vista+ surface to create private study zones.

3 Power connection

Connections are simple male to female connectors and can be disconnected easily and safely.

The Divide screens can be powered using extension cables from power source to screen and from screen to screen (max two screens).

4 Cable ports

Cable access ports are fitted to both powered and non powered divide screens.

Standard finishes



Light Grey/White

Colours



Lime/Orange/Fuchsia/Purple/Dark Cyan/
Yellow/Grey/White



Breakout & LRC • Innovate25 Shelving



Ideal for open learning, breakout and LRC spaces

Innovate25

With a clean simple appearance the four post Innovate25 shelving system provides a perfect solution for any library environment. The extremely functional range can be dressed with end panels and canopies to enhance the basic structure of the system. All units are provided with signage header panels fixed to the posts. Shelves can be used as standard shelving or display shelving as required (brackets included) and are supplied with shelf end dividers as standard.

The system features 25mm pitch columns and unlike many other products the shelves do not require mechanical fixing, but rest securely on custom designed brackets. Should you need to adjust the height or density of your shelving, this can be accomplished quickly, easily and with no tools.

With clinical attention to detail, the system is constructed from mild steel with a hard wearing powder coated finish that will give you many years of reliable service.

End panels

End panels are the 'finishing touch' and a simple and effective way to change the overall aesthetic of the shelving system, harmonising it with the interior scheme. The Innovate25 has a range of finish options to suit all aesthetic and budget considerations.

Accessories

We offer accessories to help with book display and organisation see item I

Standard finishes



Light Grey/White

Laminate end panels



Beech/Maple/Oak/Light Grey/White

Acrylic finishes



Lime/Orange/Fuchsia/Dark Cyan/Yellow/Grey/White



Breakout & LRC • Innovate25 Shelving



A. Metal single sided standalone unit

- Complete with shelves as indicated, signage header panel fixed to rear posts

900(W) x 325(D) mm

1200(H)	3 shelves	FSA-S12-3- ^{**}	£309.95
1500(H)	4 shelves	FSA-S15-4- ^{**}	£359.95
1800(H)	4 shelves	FSA-S18-4- ^{**}	£409.95
2100(H)	5 shelves	FSA-S21-5- ^{**}	£459.95



B. Metal single sided starter unit

- Complete with shelves as indicated, signage header panel fixed to rear posts

900(W) x 325(D) mm

1200(H)	3 shelves	FST-S12-3- ^{**}	£299.95
1500(H)	4 shelves	FST-S15-4- ^{**}	£339.95
1800(H)	4 shelves	FST-S18-4- ^{**}	£379.95
2100(H)	5 shelves	FST-S21-5- ^{**}	£419.95



C. Metal single sided add-on unit

- Complete with shelves as indicated, signage header panel fixed to rear posts

900(W) x 325(D) mm

1200(H)	3 shelves	FAO-S12-3- ^{**}	£229.95
1500(H)	4 shelves	FAO-S15-4- ^{**}	£269.95
1800(H)	4 shelves	FAO-S18-4- ^{**}	£309.95
2100(H)	5 shelves	FAO-S21-5- ^{**}	£349.95



D. Metal single sided end unit

- Complete with shelves as indicated, signage header panel fixed to rear posts

900(W) x 325(D) mm

1200(H)	3 shelves	FER-S12-3- ^{**}	£229.95
1500(H)	4 shelves	FER-S15-4- ^{**}	£269.95
1800(H)	4 shelves	FER-S18-4- ^{**}	£309.95
2100(H)	5 shelves	FER-S21-5- ^{**}	£349.95



E. Metal double sided standalone unit

- Complete with shelves as indicated, signage header panel fixed to rear posts

900(W) x 610(D) mm

1200(H)	3 shelves	FSA-D12-3- ^{**}	£479.95
1500(H)	4 shelves	FSA-D15-4- ^{**}	£539.95
1800(H)	4 shelves	FSA-D18-4- ^{**}	£599.95
2100(H)	5 shelves	FSA-D21-5- ^{**}	£659.95



F. Metal double sided starter unit

- Complete with shelves as indicated, signage header panel fixed to rear posts

900(W) x 610(D) mm

1200(H)	3 shelves	FST-D12-3- ^{**}	£469.95
1500(H)	4 shelves	FST-D15-4- ^{**}	£519.95
1800(H)	4 shelves	FST-D18-4- ^{**}	£569.95
2100(H)	5 shelves	FST-D21-5- ^{**}	£619.95



G. Metal double sided add-on unit

- Complete with shelves as indicated, signage header panel fixed to rear posts

900(W) x 610(D) mm

1200(H)	3 shelves	FAO-D12-3- ^{**}	£359.95
1500(H)	4 shelves	FAO-D15-4- ^{**}	£409.95
1800(H)	4 shelves	FAO-D18-4- ^{**}	£459.95
2100(H)	5 shelves	FAO-D21-5- ^{**}	£509.95



H. Metal double sided end unit

- Complete with shelves as indicated, signage header panel fixed to rear posts

900(W) x 610(D) mm

1200(H)	3 shelves	FER-D12-3- ^{**}	£359.95
1500(H)	4 shelves	FER-D15-4- ^{**}	£409.95
1800(H)	4 shelves	FER-D18-4- ^{**}	£459.95
2100(H)	5 shelves	FER-D21-5- ^{**}	£509.95



Book shelf

Bookend

I. Accessories

- Book shelf with straight brackets and book stop
BS-^{**} £29.95
- Bookend - clips over shelf front edge (pack of 5)
BE-^{**} £24.95



J. Edge end panel

- Chunky metal end panels with fixings
- For single sided units

1200(H) x 325(W)	EP-S12-E- ^{**}	£9.95
1500(H) x 325(W)	EP-S15-E- ^{**}	£11.95
1800(H) x 325(W)	EP-S18-E- ^{**}	£13.95
2100(H) x 325(W)	EP-S21-E- ^{**}	£15.95

- For double sided units

1200(H) x 610(W)	EP-D12-E- ^{**}	£12.95
1500(H) x 610(W)	EP-D15-E- ^{**}	£14.95
1800(H) x 610(W)	EP-D18-E- ^{**}	£16.95
2100(H) x 610(W)	EP-D21-E- ^{**}	£18.95



K. Laminate end panel

- Laminated end panels
- For single sided units

1200(H) x 325(W)	EP-S12-L- ^{**}	£25.95
1500(H) x 325(W)	EP-S15-L- ^{**}	£30.95
1800(H) x 325(W)	EP-S18-L- ^{**}	£35.95
2100(H) x 325(W)	EP-S21-L- ^{**}	£40.95

- For double sided units

1200(H) x 610(W)	EP-D12-L- ^{**}	£34.95
1500(H) x 610(W)	EP-D15-L- ^{**}	£44.95
1800(H) x 610(W)	EP-D18-L- ^{**}	£54.95
2100(H) x 610(W)	EP-D21-L- ^{**}	£64.95



L. Acrylic end panel

- Parapan acrylic end panels
- For single sided units

1200(H) x 325(W)	EP-S12-P- ^{**}	£64.95
1500(H) x 325(W)	EP-S15-P- ^{**}	£74.95
1800(H) x 325(W)	EP-S18-P- ^{**}	£84.95
2100(H) x 325(W)	EP-S21-P- ^{**}	£94.95

- For double sided units

1200(H) x 610(W)	EP-D12-P- ^{**}	£84.95
1500(H) x 610(W)	EP-D15-P- ^{**}	£104.95
1800(H) x 610(W)	EP-D18-P- ^{**}	£124.95
2100(H) x 610(W)	EP-D21-P- ^{**}	£144.95



Breakout & LRC • Everyday40 Shelving



The Everyday40 system offers flexibility of colour choice allowing it to match any existing or proposed scheme.

Coding structure

Sided	Height	Bays	Ends	Internals	Rails
LS/LD	XX	- X -	**	**	**

Example (for the unit shown in the circle)

LD15-2-BE|WH|WH



Everyday40 shelving

This robust and stylish range of modular library shelving is designed to offer flexibility in both configuration and finish.

1 End panels

Each run of shelving is enclosed in 40mm end and top panels, finished in a range of contemporary coloured high pressure laminates.

2 Internal panels

All internal panels are 18mm and can be specified to match, contrast or compliment the outer panels.

3 Fully welded frame

Every bay has a fully welded steel frame and steel rails which ensure strength and durability.

4 Dual purpose shelves

Dual purpose shelves can be placed horizontally or angled for display purposes, each shelf has an extruded aluminium shelf stiffener colour matched to the frame and rails.

5 Optional label holder

An optional label holder can be applied to any bay

and accepts labels 420mm x 50mm which can be created on an A3 printer.

Create your own system

Simply select from the items below and add your choice of finish for outer panels, inner panels and metalwork. Should you require any shelving run greater than 5 continuous bays just contact us for dimensions and pricing. Shelving is delivered with every other bay assembled and adjoining bays are flat packed for simple self assembly.

End and top panels

(Replace the ** with a colour code below)

BE MA FO LG WH

Beech/Maple/Oak/Grey/White

Shelves and division panels

(Replace the ** with a colour code below)

BE MA FO LG WH

Beech/Maple/Oak/Grey/White

Frame and rails

(Replace the ** with a colour code below)

BK DG SL WH

Black/Dark Grey/Silver/White



Breakout & LRC • Everyday40 Shelving



A. Single sided shelving 900h

- Complete with 1 adjustable shelf in each bay

300(D) x 900(H)mm

980(W)	1 bay	LS09-1-***	£165.00
1900(W)	2 bay	LS09-2-***	£280.00
2820(W)	3 bay	LS09-3-***	£395.00
3740(W)	4 bay	LS09-4-***	£510.00
4650(W)	5 bay	LS09-5-***	£625.00



B. Single sided shelving 1200h

- Complete with 2 adjustable shelves in each bay

300(D) x 1200(H)mm

980(W)	1 bay	LS12-1-***	£205.00
1900(W)	2 bay	LS12-2-***	£348.00
2820(W)	3 bay	LS12-3-***	£491.00
3740(W)	4 bay	LS12-4-***	£634.00
4650(W)	5 bay	LS12-5-***	£777.00



C. Single sided shelving 1500h

- Complete with 3 adjustable shelves in each bay

300(D) x 1500(H)mm

980(W)	1 bay	LS15-1-***	£245.00
1900(W)	2 bay	LS15-2-***	£416.00
2820(W)	3 bay	LS15-3-***	£587.00
3740(W)	4 bay	LS15-4-***	£758.00
4650(W)	5 bay	LS15-5-***	£929.00



D. Single sided shelving 1800h

- Complete with 4 adjustable shelves in each bay

300(D) x 1800(H)mm

980(W)	1 bay	LS18-1-***	£285.00
1900(W)	2 bay	LS18-2-***	£484.00
2820(W)	3 bay	LS18-3-***	£680.00
3740(W)	4 bay	LS18-4-***	£875.00
4650(W)	5 bay	LS18-5-***	£1070.00



E. Double sided shelving 900h

- Complete with 2 adjustable shelves in each bay

570(D) x 900(H)mm

980(W)	1 bay	LD09-1-***	£245.00
1900(W)	2 bay	LD09-2-***	£405.00
2820(W)	3 bay	LD09-3-***	£565.00
3740(W)	4 bay	LD09-4-***	£725.00
4650(W)	5 bay	LD09-5-***	£885.00



F. Double sided shelving 1200h

- Complete with 4 adjustable shelves in each bay

570(D) x 1200(H)mm

980(W)	1 bay	LD12-1-***	£305.00
1900(W)	2 bay	LD12-2-***	£505.00
2820(W)	3 bay	LD12-3-***	£705.00
3740(W)	4 bay	LD12-4-***	£905.00
4650(W)	5 bay	LD12-5-***	£1105.00



G. Double sided shelving 1500h

- Complete with 6 adjustable shelves in each bay

570(D) x 1500(H)mm

980(W)	1 bay	LD15-1-***	£365.00
1900(W)	2 bay	LD15-2-***	£605.00
2820(W)	3 bay	LD15-3-***	£845.00
3740(W)	4 bay	LD15-4-***	£1085.00
4650(W)	5 bay	LD15-5-***	£1325.00



H. Double sided shelving 1800h

- Complete with 8 adjustable shelves in each bay

570(D) x 1800(H)mm

980(W)	1 bay	LD18-1-***	£425.00
1900(W)	2 bay	LD18-2-***	£705.00
2820(W)	3 bay	LD18-3-***	£985.00
3740(W)	4 bay	LD18-4-***	£1265.00
4650(W)	5 bay	LD18-5-***	£1545.00



I. Acrylic label holder

- Self adhesive label holder

430(W) x 50(H)mm

99104	£2.00
-------	-------



Breakout & LRC • Everyday Shelving



A. Narrow single sided shelving 900h

- Single sided static unit complete with 1 adjustable shelf

400(W) x 300(D) x 900(H)mm

EVL01-09 **

£59.95



B. Narrow single sided shelving 1200h

- Single sided static unit complete with 2 adjustable shelves

400(W) x 300(D) x 1200(H)mm

EVL01-12 **

£69.95



C. Narrow single sided shelving 1500h

- Single sided static unit complete with 3 adjustable shelves

400(W) x 300(D) x 1500(H)mm

EVL01-15 **

£79.95



D. Narrow single sided shelving 1800h

- Single sided static unit complete with 4 adjustable shelves

400(W) x 300(D) x 1800(H)mm

EVL01-18 **

£99.95



E. Single sided shelving 900h

- Single sided static unit complete with 1 adjustable shelf

1000(W) x 300(D) x 900(H)mm

EVL02-09 **

£99.95



F. Single sided shelving 1200h

- Single sided static unit complete with 2 adjustable shelves

1000(W) x 300(D) x 1200(H)mm


EVL02-12 **

£109.95

Everyday shelving

Designed to withstand the rigours of everyday life, this range of cost-effective book storage is perfect for any classroom or learning resource area.

Featuring aluminium shelf stiffeners as standard for increased strength, complete with a striking modern castor on mobile units and optional 38mm tops and signage panels.



Shelf stiffeners



Modern castor



Optional 38mm top

Finish (Items A-O)
(Replace the ** with a colour code below)

BE MA FO LG WH

Beech/Maple/Oak/Grey/White

Don't forget to include your colour/finish choice when ordering.



Breakout & LRC • Everyday Shelving



G. Single sided shelving 1500h

- Single sided static unit complete with 3 adjustable shelves

1000(W) x 300(D) x 1500(H)mm

EVL02-15 **

£129.95



H. Single sided shelving 1800h

- Single sided static unit complete with 4 adjustable shelves

1000(W) x 300(D) x 1800(H)mm

EVL02-18 **

£149.95



I. Double sided shelving 900h

- Double sided static unit complete with 1 adjustable shelf each side

1000(W) x 574(D) x 900(H)mm

EVL03-09 **

£139.95



J. Double sided shelving 1200h

- Double sided static unit complete with 2 adjustable shelves each side

1000(W) x 574(D) x 1200(H)mm

EVL03-12 **

£159.95



K. Double sided shelving 1500h

- Double sided static unit complete with 3 adjustable shelves each side

1000(W) x 574(D) x 1500(H)mm

EVL03-15 **

£199.95



L. Double sided shelving 1800h

- Double sided static unit complete with 4 adjustable shelves each side

1000(W) x 574(D) x 1800(H)mm

EVL03-18 **

£229.95



M. Double sided mobile shelving 900h

- Double sided mobile unit complete with 1 adjustable shelf each side

1000(W) x 574(D) x 900(H)mm

EVL04-09 **

£159.95



N. Double sided mobile shelving 1200h

- Double sided mobile unit complete with 2 adjustable shelves each side

1000(W) x 574(D) x 1200(H)mm

EVL04-12 **

£179.95



O. Double sided mobile shelving 1500h

- Double sided mobile unit complete with 3 adjustable shelves each side

1000(W) x 574(D) x 1500(H)mm

EVL04-15 **

£219.95



Breakout & LRC • Everyday Shelving



A. Mobile kinderbox

- Mobile unit with 4 top loading compartments

574(W) x 574(D) x 326(H)mm

EVL05-04 **

£99.95



B. Double sided mobile book browser 622h

- Double sided mobile unit with 6 top loading compartments and underneath storage each side

1000(W) x 574(D) x 622(H)mm

EVL05-07 ** **

£179.90



C. Double sided mobile book browser 900h

- Double sided mobile unit with 6 top loading compartments, underneath storage and 1 adjustable shelf each side

1000(W) x 574(D) x 900(H)mm

EVL05-09 ** **

£209.90



D. Single sided static book browser 622h

- Single sided static unit with 3 top loading compartments and underneath storage

1000(W) x 300(D) x 622(H)mm

EVL06-07 ** **

£115.90



E. Single sided static book browser 900h

- Single sided static unit with 3 top loading compartments, underneath storage and 1 adjustable shelf each side

1000(W) x 300(D) x 900(H)mm

EVL06-09 ** **

£135.90



F. Double sided static book browser 622h

- Double sided static unit with 6 top loading compartments and underneath storage each side

1000(W) x 574(D) x 622(H)mm

EVL07-07 ** **

£149.90



G. Double sided static book browser 900h

- Double sided static unit with 6 top loading compartments, underneath storage and 1 adjustable shelf each side

1000(W) x 574(D) x 900(H)mm

EVL07-09 ** **

£179.90



H. Island static book browser 622h

- 4-sided static unit with 9 top loading compartments and underneath storage each side
- Requires tool free self assembly

1000(W) x 1000(D) x 622(H)mm

EVL08-07 ** **

£319.75



I. Island static book browser 900h

- 4-sided static unit with 9 top loading compartments, underneath storage and 1 adjustable shelf each side
- Requires tool free self assembly

1000(W) x 1000(D) x 900(H)mm

EVL08-09 ** **

£369.75

Don't forget to include your colour/finish choice when ordering.

Unit finish (Items A-I)
(Replace the ** with a colour code below)

BE MA FO LG WH

Beech/Maple/Oak/Grey/White

Top section finish (Items B-I)
(Replace the ** with a colour code below)

BE MA FO LG WH

Beech/Maple/Oak/Grey/White



Academy Family
Archbishop Desmond Tutu





A. Island static bookshelf with glass display

- Glass doors on the side panel for display items
- 4-sided static unit with storage and 4 adjustable shelves each side
- Requires tool free self assembly

1000(W) x 1000(D) x 1800(H)mm

EVL10-18 ***

£1259.75

Everyday shelving

Designed to withstand the rigours of everyday life, this range of cost-effective book storage is perfect for any classroom or learning resource area.

Featuring aluminium shelf stiffeners as standard for increased strength, complete with a striking modern castor on mobile units and optional 38mm tops and signage panels (see page 112).

Requires tool free self assembly where specified.



Unit finish (Items A-I)

(Replace the ** with a colour code below)

BE MA FO LG WH

Beech/Maple/Oak/Grey/White

Top panel finish (Items A-G)

(Replace the ** with a colour code below)

BE MA FO LG WH

Beech/Maple/Oak/Grey/White

Don't forget to include your colour/finish choice when ordering.



Breakout & LRC • Everyday Shelving



B. Island static bookshelf 326h

- 4-sided static unit with storage each side
- Complete with 38mm top
- Requires tool free self assembly

1000(W) x 1000(D) x 326(H)mm

EVL09-04 ***

£299.75



C. Island static bookshelf 622h

- 4-sided static unit with storage and 1 adjustable shelf each side
- Complete with 38mm top
- Requires tool free self assembly

1000(W) x 1000(D) x 622(H)mm

EVL09-07 ***

£349.75



D. Island static bookshelf 900h

- 4-sided static unit with storage and 1 adjustable shelf each side
- Complete with 38mm top
- Requires tool free self assembly

1000(W) x 1000(D) x 900(H)mm

EVL09-09 ***

£379.75



E. Island static bookshelf 1200h

- 4-sided static unit with storage and 2 adjustable shelves each side
- Complete with 38mm top
- Requires tool free self assembly

1000(W) x 1000(D) x 1200(H)mm

EVL09-12 **

£419.75



F. Island static bookshelf 1500h

- 4-sided static unit with storage and 3 adjustable shelves each side
- Complete with 38mm top
- Requires tool free self assembly

1000(W) x 1000(D) x 1500(H)mm

EVL09-15 **

£479.75



G. Island static bookshelf 1800h

- 4-sided static unit with storage and 4 adjustable shelves each side
- Complete with 38mm top
- Requires tool free self assembly

1000(W) x 1000(D) x 1800(H)mm

EVL09-18 ***

£559.75



H. Hinged bookcase

- Mobile unit with 4 adjustable shelves
- Restricted to 90° opening for improved stability.

1000(W) x 600(D) x 900(H)mm

EVL11-09 **

£209.95



I. Periodical display

- Static unit with 4 sloping display shelves and 2 sliding drawers

1000(W) x 300(D) x 1500(H)mm

EVL12-15 **

£189.95



Periodical display comes complete with 2 sliding drawers



Breakout & LRC • Everyday Shelving



A. Book trolley

- Double sided mobile unit for transporting books

1050W x 560D x 1050H

EVL19 **

£209.95



B. Book trolley with step

- Book trolley with integral fold out step

1050W x 560D x 1550H

EVL20 **

£299.95



C. Double sided top

- Top panel only, unit not supplied
- For double sided shelving units, 1000(W) x 574(D)

1000(W) x 574(D) x 38(H)

EVL17-06 **

£39.95



D. Single sided top

- Top panel only, unit not supplied
- For single sided shelving units, 1000(W) x 300(D)

1000(W) x 300(D) x 38(H)

EVL17-03 **

£25.95



E. Island top

- Top panel only, unit not supplied
- For groups of 2 1000(W) x 300(D) and 2 400(W) x 300(D) single sided shelving units, grouped as a 1000(W) x 1000(D) island.

1000(W) x 1000(D) x 38(H)

EVL17-10 **

£59.95



F. Signage panel

- Signage panel only, unit not supplied
- For shelving units 1000(W)

1000(W) x 18(D) x 100(H)

EVL18 **

£19.95

Don't forget to include your colour/finish choice when ordering.

Finish (Items A-F)
(Replace the ** with a colour code below)



Beech/Maple/Oak/Grey/White

Breakout & LRC • Vista+ Shelving



G. Static shelving

- Single sided unit available in 3 heights

1010(W) x 365(D)mm

1200(H)	2 shelves	6920V	£167.95
1500(H)	3 shelves	6921V	£199.95
1800(H)	4 shelves	6922V	£234.95



H. Static shelving with label holder

- Single sided unit available in 3 heights

1010(W) x 365(D)mm

1200(H)	2 shelves	6930V	£194.95
1500(H)	3 shelves	6931V	£228.95
1800(H)	4 shelves	6932V	£261.95



I. Mobile shelving

- Double sided unit with label holder

1010(W) x 365(D)mm

1200(H)	3 shelves each side	6933V	£318.95
• Double sided unit no label holder			
1200(H)	3 shelves each side	6925V	£296.95

Vista+ shelf

The vista+ shelf range is detailed with co-ordinating colours so that different elements can be mixed and matched. The shelving system incorporates multi-position shelves fitted on secure metal pins. The shelves can be used in both a flat or tilted position for face-on display.

Additionally, we have also introduced a header strip fixed to the unit and colour matched to the carcass backs. The strip includes a removable acrylic panel, to enable you to print your own header labels for students ease of reference.

These units are extremely strong with an aluminium extrusion fitted to the front edge. The adjustable shelves also include an aluminium shelf stiffener and can be used flat or sloping for face on display.

Static units have levelling feet that can be adjusted through the hole in the bottom shelf. Mobile units are fitted with front/back facing "out-rigger" lockable castors for added stability and also to allow close side to side positioning.

Standard finishes (Items G-I)



Light Grey/White

Colour (Items G-I)



Lime/Orange/Fuchsia/Purple/Dark Cyan/
Yellow/Grey/White

Don't forget to include your colour/finish choice when ordering.



Locking castor



Label holder





Tessellate range

Introducing the tessellate range from British Thornton, a versatile range of products designed to perfectly suit the ever changing and demanding modern school environment. Consisting of an information point, mobile and static tables, soft seats and power hubs; all based on the same tessellating footprint. The range offers a truly adaptable furniture solution for LRC's, breakout areas and classrooms.

In an LRC why not group an info point and some soft seating to create an informal reception area or book check-out point; or configure three tables around a triangular power hub to provide a flexible, powered group work area or IT cluster; or alternatively mix and match tables and soft seating to offer informal work areas...the possibilities are endless...

1 Information point

See page 116

2 Soft seating

See page 117

3 Table

See page 115



Breakout & LRC • Tessellate Table



A. Tessellate static table

916(W) x 585(D)mm

- Static table with laminate top

590(H)	Size 3	T4-S-S3-L	£49.95
640(H)	Size 4	T4-S-S4-L	£49.95
710(H)	Size 5	T4-S-S5-L	£49.95
760(H)	Size 6	T4-S-S6-L	£49.95

- Static table with solid grade laminate top

590(H)	Size 3	T4-S-S3-T	£84.95
640(H)	Size 4	T4-S-S4-T	£84.95
710(H)	Size 5	T4-S-S5-T	£84.95
760(H)	Size 6	T4-S-S6-T	£84.95

B. Tessellate mobile table

916(W) x 585(D)mm

- Mobile table with laminate top

590(H)	Size 3	T4-M-S3-L	£64.95
640(H)	Size 4	T4-M-S4-L	£64.95
710(H)	Size 5	T4-M-S5-L	£64.95
760(H)	Size 6	T4-M-S6-L	£64.95

- Mobile table with solid grade laminate top

590(H)	Size 3	T4-M-S3-T	£99.95
640(H)	Size 4	T4-M-S4-T	£99.95
710(H)	Size 5	T4-M-S5-T	£99.95
760(H)	Size 6	T4-M-S6-T	£99.95

Stackable table



Castor detail

Basic configurations



Tessellate table (Items A-B)

The tessellate table is a single user table, available in either static or mobile versions and in size marks 3-6. As with all products in the tessellate range the table has been designed around a single tessellating footprint, allowing for multiple configurations, some of which are shown above. Due to its unique shape the table is also perfectly suited to both right hand and left hand users, depending on which edge the user sits at; and despite its minimal footprint the table provides three separate working positions that can be used practically. Unlike many other flexible tables the tessellate table works perfectly in linear configurations as well as more complex formations allowing you to configure your teaching space as you desire.

The mobile version of the table features two striking, locking castors for ease of movement and both tables, static and mobile, rotationally stack four high.

Laminate worktop finishes (Items A-B)



Fuchsia/Dark Cyan/Cool Blue/Orange/Lime/Yellow/Light Grey/White/Beech/Maple/Oak

Solid grade laminate table top colour (Items A-B)

16mm solid grade laminate chamfered edge.



White/Grey

Frame (Items A-B)



White/Silver Grey



Power hub see page 117



Breakout & LRC • Tessellate Information Point



Back view

Lower section



Front view


A. Tessellate information point

- Cable managed
- Removable maintenance panels
- Pull-out keyboard shelf
- Lockable drawer
- Cupboard with shelving and space for printer/CPU

1200(W) x 916(D) x 1060(H)mm

T4-INFO-

£599.95



Internal storage



1

Optional monitor arm



2

Optional power unit



Removable back panel lower section



Removable back panel top section

Tessellate information point

The tessellate information point provides an adaptable product, designed to offer flexibility and better use of space within LRC's and breakout spaces. The unit can be used as an enquiry point, a printer station or as an alternative to a formal reception desk. There is ample cable management running through the unit allowing CPU's and printers to be housed, if required. There are two discrete, push-release removable panels to aid installation and maintenance as well as a pull out keyboard shelf and lockable drawer.

Power units and monitor arms can be added as required, depending on the desired use.

When specifying your colours please note that the bottom section, top section and metalwork are detailed separately, allowing you to specify the unit to co-ordinate with your scheme.

1 Optional monitor arm

VP1357

£69.95

2 Optional power unit

- Power and data module (2x power 2x data) can be added to the information point if required

PLUTO-2P2USB

£129.95

Top section finishes (Item A)
38mm laminated top 2mm ABS edges
(Replace with a colour code below)

Beech/Maple/Oak/Grey/White

Top section finishes (Item A)
18mm quality furniture board 2mm ABS edges
(Replace with a colour code below)

Beech/Maple/Oak/Grey/White

Metal rails (Item A)
(Replace with a colour code below)

Light Grey/White

Breakout & LRC • Vista+ Shelving



Triangular power hub with tessellate soft seats see item D below




B. Tessellate triangular power hub

- 2x power and 2x USB fast charge connections

366(W) x 330(D)mm

590(H)	Size 3	T4-TP4-S3- LG - WH	£229.95
640(H)	Size 4	T4-TP4-S4- LG - WH	£229.95
710(H)	Size 5	T4-TP4-S5- LG - WH	£229.95
760(H)	Size 6	T4-TP4-S6- LG - WH	£229.95



Triangular power hub with tessellate table see page 115

C. Tessellate square power hub

- 2x power and 2x USB fast charge connections

290(W) x 290(D)mm

590(H)	Size 3	T4-SP4-S3- LG - WH	£229.95
640(H)	Size 4	T4-SP4-S4- LG - WH	£229.95
710(H)	Size 5	T4-SP4-S5- LG - WH	£229.95
760(H)	Size 6	T4-SP4-S6- LG - WH	£229.95

D. Tessellate soft seat

916(W) x 585(D) x 460(H)mm

T4-SS-S6-**LG**-**WH**

£279.95

Laptop table with triangular power hub and tessellate soft seats

E. Laptop table

- Height adjustable

580(W) x 380(D) x 625-1050(H)mm

LABTAB-**LG**-**WH**

£159.95

Tessellate power hub (Items B-C)

The tessellate power hubs are designed to fit within the central void created by a number of the tessellate table and soft seat configurations. The triangular power hub can be used with three tables or soft seats, creating a flexible IT point or work area. The square power hub can be used with four or eight tables or soft seats. Alternatively the units can be used on their own next to single tables and seats if required. Fitted with 2x Power and 2x USB fast charge outlets as standard (other configurations are available upon request).

Panels (Items B-C)

(Replace **LG** with a colour code below)

LG **WH**

Grey/White

Metal rails (Items B-C)

(Replace **WH** with a colour code below)

LI **OR** **HP** **PU** **DC** **YE** **LG** **WH**

Lime/Orange/Fuchsia/Purple/Dark Cyan/ Yellow/Grey/White

Tessellate soft seat (Item D)

The tessellate soft seat has been designed with the same footprint as the tessellate table. This allows the tables and seats to be interchanged easily providing various configurations.

Fabric (Item D)

(Replace **SI** with a colour code below)

SI **WS** **BA** **UL** **AS** **WL** **KN**

Silcoates/Wesley/Banbridge/Ulster/Aston/ Wellington/Knightsbridge

Base panel (Item D)

(Replace **LG** with a colour code below)

LG **WH**

Grey/White

Upholstered products are manufactured to order and are non-returnable, unless faulty.

Don't forget to include your colour/finish choice when ordering.

Laptop table (Item E)

A functional height adjustable table complete with a stable weighted base, elegant column and soft touch tactile height adjustment lever. This laptop table is available in a range of frame colours and top finishes.

Max loading 5kg

Frame

(Replace **BK** with a colour suffix below)

BK **SL** **WH**

Black/ Silver/White

Worktop

(Replace **BE** with a colour suffix below)

BE **MA** **FO** **LG** **WH**

Beech/Maple/Oak/Grey/White



Breakout & LRC • ICT benching



A. Junior computer bench

- Designed for use in primary schools

800(D) x 540-630(H)mm

700(W)mm	PRT09-█	£154.55
1400(W)mm	PRT10-█	£205.95
2400(W)mm	PRT11-█	£308.95



B. Cluster with power pole

- Designed for use in primary schools
- Complete with powerpole with 3 power blocks, each having 2 power and 2 data ports

1900(W) x 1646(D)mm

600(H)mm	PRT12-█	£823.95
----------	---------	---------



C. T50 cluster table

- Designed for use in secondary schools
- Complete with powerpole with 3 power blocks, each having 2 power and 2 data ports

2112(W) x 2010(D)

725(H)mm	T50ITCL-█	£1029.95
----------	-----------	----------



D. T50 cluster with screens

- Designed for use in secondary schools
- Complete with powerpole with 3 power blocks, each having 2 power and 2 data ports and acrylic screens

2112(W) x 2010(D)

725(H)mm	T50ITCLS-█-█**	£1956.95
----------	----------------	----------



E. T50 tri table

- Designed for use in secondary schools
- Multiple tri tables can be used in a variety of formations

990(W) x 830(D) x 725(H)mm

Laminated top	T50TR950-█	£92.65
---------------	------------	--------



F. T50 tri table with screen

- Designed for use in secondary schools
- Complete with stylish, acrylic screen
- Multiple tri tables can be used in a variety of formations

990(W) x 830(D) x 725(H)mm

Laminated top	T50MS950-█-█**	£201.35
---------------	----------------	---------

Computer bench (Item A)

The computer benching system has stylish round tube legs that match the pupil tables on pages 54-55, offering a co-ordinated look throughout the classroom. Complete with cable tidies, wire mesh cable trough and modesty panel. The hard-wearing laminate worktop and modesty panel are bonded onto an MDF core, with polished edges, and come in a choice of five finishes. Frames are finished in light grey.

- Height adjustable feet allow the table to be suitable for KS1 and KS2 children
- 700(W)mm - 1 pupil position, 4 legs
- 1400(W)mm - 2 pupil positions, 4 legs
- 2400(W)mm - 4 pupil positions, 6 legs (shown)

Worktop finish (Item A)

(Replace █ with a colour code below)



Beech/Maple/Grey/Oak/White

Cluster with power pole (Item B)

Simply plug a laptop or pc into the central pole for power supply and data connection. The cluster is supplied in two halves, which position around the central pole. Features a hard-wearing laminate worktop, bonded onto an MDF core, with polished edges and a fully welded frame for superior strength and durability. Frames are finished in light grey as standard. Silver available on request.

Worktop finish (Items B)

(Replace █ with a colour code below)



Beech/Maple/Grey/Oak/White

T50 cluster table (Items C-D)

The cluster tables reduce the number of legs required and offer great value for money. Delivered in two halves that simply push together around a central power pole. All cluster tables come complete with power pole. Available with or without the acrylic privacy screens.

Fully welded table frames ensure strength and durability is offered with every T50 product. Frames are finished in a silver epoxy powder coating. The hard-wearing laminate tops are bonded onto an MDF core with polished edges.

Worktop finish (Items C-D)

(Replace █ with a colour code below)



Beech/Maple/Grey/Oak/White

Acrylic screen (Item D)

(Replace ** with a colour code below)



Lime/Orange/Fuchsia/Dark Cyan/Yellow/Grey/White/Frosted



Breakout & LRC • Power Poles



G. Power pole

- Supply power and data above the table height
- Powerpole includes 4 power blocks, each with 2 power and 2 data points. 2 metre power and data cables as standard

Silver only

VP723

£599.95



H. Power pole with worktop

- Power pole as above
- White laminated top with matching ABS edging, supported on steel bracket fixed at 1100mm high

IPP01

POA



I. Power pole with worktop and monitor bracket

- Power pole as above
- White laminated top with matching ABS edging, supported on steel bracket fixed at 1100mm high
- Fixed monitor bracket (fixed at 1600mm high)
- Monitor not included

IPP02

POA



J. Power pole with monitor bracket, worktop and PC housing

- Power pole as above
- White laminated top with matching ABS edging, supported on steel bracket fixed at 1100mm high
- Fixed monitor bracket (fixed at 1600mm high)
- Monitor not included
- Clam computer holder
- Clam fixing bracket (fixed at 900mm high)

IPP03I

POA

T50 tri tables (Items E-F)

Tri tables offer great flexibility, by allowing you to configure the loose tables into a variety of formations to suit your learning environment.

Options include an attractive acrylic screen now available in a variety of colours

Central space to accommodate power pole

The tri tables can be used individually, daisy chained together or pushed together around a central pole, to create a cluster table.

Worktop finish (Items E-F)

(Replace **B** with a colour code below)



Beech/Maple/Grey/Oak/White

Acrylic screen (Item F)

Replace ** with a colour suffix below



Lime/Orange/Fuchsia/Dark Cyan/Yellow/Grey/White/Frosted

Power pole (Items G-J)

The Power Pole can manage the connection of all your devices to create a safer and healthier workplace.

The Power Pole can support - Work Tops, Flat Screen Monitors, CPU Holders, TVs, Screen Systems, and Lighting

Freestanding power pole

The freestanding pole is available at 1200mm, 1600mm and 1800mm high. Available in 3 standard powder coated colours, white, silver and black. The freestanding pole comes with circular base (no floor fixing required). Fabric or Acrylic privacy screens are available. Height adjustable worktop is also available.

Floor to ceiling power pole

The floor to ceiling pole is available up to 2.8 metres, in 3 standard powder coated colours, white, silver and black. The free standing pole comes with circular base and 4 counter sunk fixing points and 4 holes for fixing. Fabric or Acrylic privacy screens are available. Height adjustable worktop is also available. Can deliver power & data in areas with only perimeter power.



Breakout & LRC • Bespoke Solutions



Technology changes from day to day, so our aim is to develop products and layouts that will keep you ahead of the game.



Bespoke solutions

We design bespoke ICT clusters; perfect for working groups of six students or more, but where smaller groups are required, or space is at a premium, we have also designed four person clusters to suit your specification.

Our design and manufacturing disciplines combine perfectly in this range – winning many plaudits for its strength, versatility, flexibility and practicality.

These photographs represent only a small selection of the bespoke ICT solutions we have created for breakout and LRC spaces.

Call today to see what solutions our design team can create for you and your project.




Display

121
123



Display • Whiteboards



A. Plain whiteboard (Non magnetic)

900(W) x 600(H)mm	VP092	£18.95
1200(W) x 900(H)mm	VP093	£24.95
1200(W) x 1200(H)mm	VP094	£42.75
1500(W) x 1200(H)mm	VP095	£49.95
1800(W) x 1200(H)mm	VP096	£59.95
2400(W) x 1200(H)mm	VP097	£69.95

B. Graphed whiteboard (Non magnetic)

900(W) x 600(H)mm	VP098	£18.95
1200(W) x 900(H)mm	VP099	£24.95
1200(W) x 1200(H)mm	VP100	£42.75
1500(W) x 1200(H)mm	VP101	£49.95
1800(W) x 1200(H)mm	VP102	£59.95
2400(W) x 1200(H)mm	VP103	£69.95

C. Plain magnetic whiteboard

1200(W) x 900(H)mm	VP105	£59.95
1200(W) x 1200(H)mm	VP106	£79.95
1500(W) x 1200(H)mm	VP107	£89.95
1800(W) x 1200(H)mm	VP108	£99.95
2400(W) x 1200(H)mm	VP109	£129.95



D. Lined magnetic whiteboards

- Available graphed or with music lines, please specify when ordering

1200(W) x 1200(H)mm	VP112	£135.95
1500(W) x 1200(H)mm	VP113	£164.95
1800(W) x 1200(H)mm	VP114	£182.95
2400(W) x 1200(H)mm	VP115	£225.25

E. Mobile whiteboard

900(W) x 1200(H)mm	VP203	£167.95
1200(W) x 1200(H)mm	VP204	£179.95
1500(W) x 1200(H)mm	VP205	£189.95
1800(W) x 1200(H)mm	VP206	£199.95

We provide a comprehensive range of whiteboards, with a variety of surface options. Options include non-magnetic, magnetic, plain, graphed, lined and music lined. We also offer free standing units; for flexible classrooms and areas with awkward wall space.

Non-magnetic whiteboards

(Items A-B)

- High gloss, double sided, plain surface
- 5 Year guarantee each side
- Complete with 30mm pen shelf
- 2 types available (A) both sides plain or (B) with a 25mm graph-guide face and plain reverse

Magnetic whiteboards

(Items C-D)

- Premium vitreous enamelled steel surface
- 30 year surface guarantee
- Single sided with a balancer to reverse
- Complete with 30mm pen shelf
- 3 types available plain surface, 50mm graph-guide or music lined

Mobile whiteboard (Item E)

- Non magnetic
- Double sided boards revolve through 360°
- Boards can be locked in any position
- Heavy duty castors, 2 lockable

Framed tamper proof noticeboards with polycarbonate doors (Item F)

Flame safe

- High impact, polycarbonate, lockable doors (FR class 1+0)
- Noticeboards comply with all fire safety recommendations. Textured fabric is flame retardant to BS5867, part 2
- Designed for use in public areas and corridors 'Corded Hessian' is colourfast to BS1006 levels 5+6
- Single door can be hung landscape and portrait Double doors can be hung landscape only
- Available in blue, red, green and grey



Display • Noticeboards



F. Framed tamper proof noticeboards with polycarbonate doors

Flame safe

- Single door - landscape and portrait

600(W) x 900(H)mm	VP155	£99.95
1200(W) x 900(H)mm	VP156	£149.95
1200(W) x 1200(H)mm	VP157	£175.95
1500(W) x 1200(H)mm	VP158	£199.95

- Double door - landscape only

1800(W) x 1200(H)mm	VP159	£259.95
2400(W) x 1200(H)mm	VP160	£345.25

G. Framed tamper proof noticeboards with clear acrylic doors

- Single door - landscape and portrait


1200(W) x 900(H)mm	VP199	£89.95
1200(W) x 1200(H)mm	VP200	£108.95
1500(W) x 900(H)mm	VP201	£132.25
1500(W) x 1200(H)mm	VP202	£149.95

- Double door - landscape only


1800(W) x 900(H)mm	VP195	£169.95
1800(W) x 1200(H)mm	VP196	£179.95
2400(W) x 900(H)mm	VP197	£219.95
2400(W) x 1200(H)mm	VP198	£229.95

H. Framed noticeboard

900(W) x 600(H)mm	VP166	£26.40
1200(W) x 900(H)mm	VP167	£37.75
1200(W) x 1200(H)mm	VP168	£45.25
1800(W) x 1200(H)mm	VP169	£59.95
2400(W) x 1200(H)mm	VP170	£73.25



Framed



Bevelled edge



Square edge

I. Unframed noticeboard

900(W) x 600(H)mm	VP161	£19.95
1200(W) x 900(H)mm	VP162	£29.25
1200(W) x 1200(H)mm	VP163	£34.75
1800(W) x 1200(H)mm	VP164	£47.25
2400(W) x 1200(H)mm	VP165	£56.95

J. Standard colourboard

Unframed - bevelled edge

1200(W) x 900(H)mm	VP175	£21.50
1200(W) x 1200(H)mm	VP176	£27.50
1800(W) x 1200(H)mm	VP177	£38.95
2400(W) x 1200(H)mm	VP178	£48.95

Unframed - square edge

1200(W) x 900(H)mm	VP171	£17.95
1200(W) x 1200(H)mm	VP172	£21.95
1800(W) x 1200(H)mm	VP173	£31.95
2400(W) x 1200(H)mm	VP174	£45.95

Framed

1200(W) x 900(H)mm	VP187	£38.95
1200(W) x 1200(H)mm	VP188	£53.25
1800(W) x 1200(H)mm	VP189	£69.75
2400(W) x 1200(H)mm	VP190	£84.75

K. Fire retardant colourboard (class 1+0)

Unframed - bevelled edge

1200(W) x 900(H)mm	VP183	£24.75
1200(W) x 1200(H)mm	VP184	£32.25
1800(W) x 1200(H)mm	VP185	£45.25
2400(W) x 1200(H)mm	VP186	£63.50

Unframed - square edge

1200(W) x 900(H)mm	VP179	£21.50
1200(W) x 1200(H)mm	VP180	£27.95
1800(W) x 1200(H)mm	VP181	£41.25
2400(W) x 1200(H)mm	VP182	£58.95

Framed

1200(W) x 900(H)mm	VP191	£43.95
1200(W) x 1200(H)mm	VP192	£59.95
1800(W) x 1200(H)mm	VP193	£79.95
2400(W) x 1200(H)mm	VP194	£99.95

Framed tamper proof noticeboards with clear acrylic doors (Item G)

Classic design

- Slimline, glazed unit, designed to protect your notices, with felt interior
- Pinnable and Velcro® friendly
- Felt is flame retardant to BS476, part 7, class 1 and colourfast to BS1006, level 4/5
- Lockable, clear, acrylic cover
- Double door units are hinged along the top
- Single door can be hung landscape or portrait
- Double doors can be hung landscape only
- 37(D)mm overall and 10(D)mm internal clearance
- Available in blue, red, green and grey

Unframed and framed noticeboard (Items F-I)

- Pinnable and Velcro® friendly
- Felt is flame retardant to BS476, part 7, class 1 and colourfast to BS1006, level 4/5
- Available in blue, red, green and grey with an aluminium frame

Felt colours (Items F-I)



Blue/Red/Green/Grey

Don't forget to include your colour / finish choice when ordering.

Colourboard (Items J-K)

Manufactured from recycled newsprint, these colourboards are an ecological alternative to felt noticeboards.

Colour is added to the newsprint during the manufacturing process, using non-toxic mineral pigments. The result is a luxurious, soft, textured finish, with lasting colour.

Colours



Wheat/Lilac/Yellow/Orange/Charcoal/Green/Blue/Red/Light Grey

Frames

Lightweight, satin finished frames. Complete with unique, Dark Grey, safety corner keys, giving concealed fixing.



Office • Installations



With our expert planning and design service, we can create bespoke furniture layouts for your school. Call us on 08705 329 201 for more information.




Bespoke solutions

At British Thornton we understand that meetings and general administrative tasks are no longer confined to offices and boardrooms, they can happen anywhere. Which is why we provide a range of solutions tailored to suit your specific needs; whether that's an acoustic meeting pod, groups of breakout seating or flexible tables, we have the products and expertise to realise your ideas.

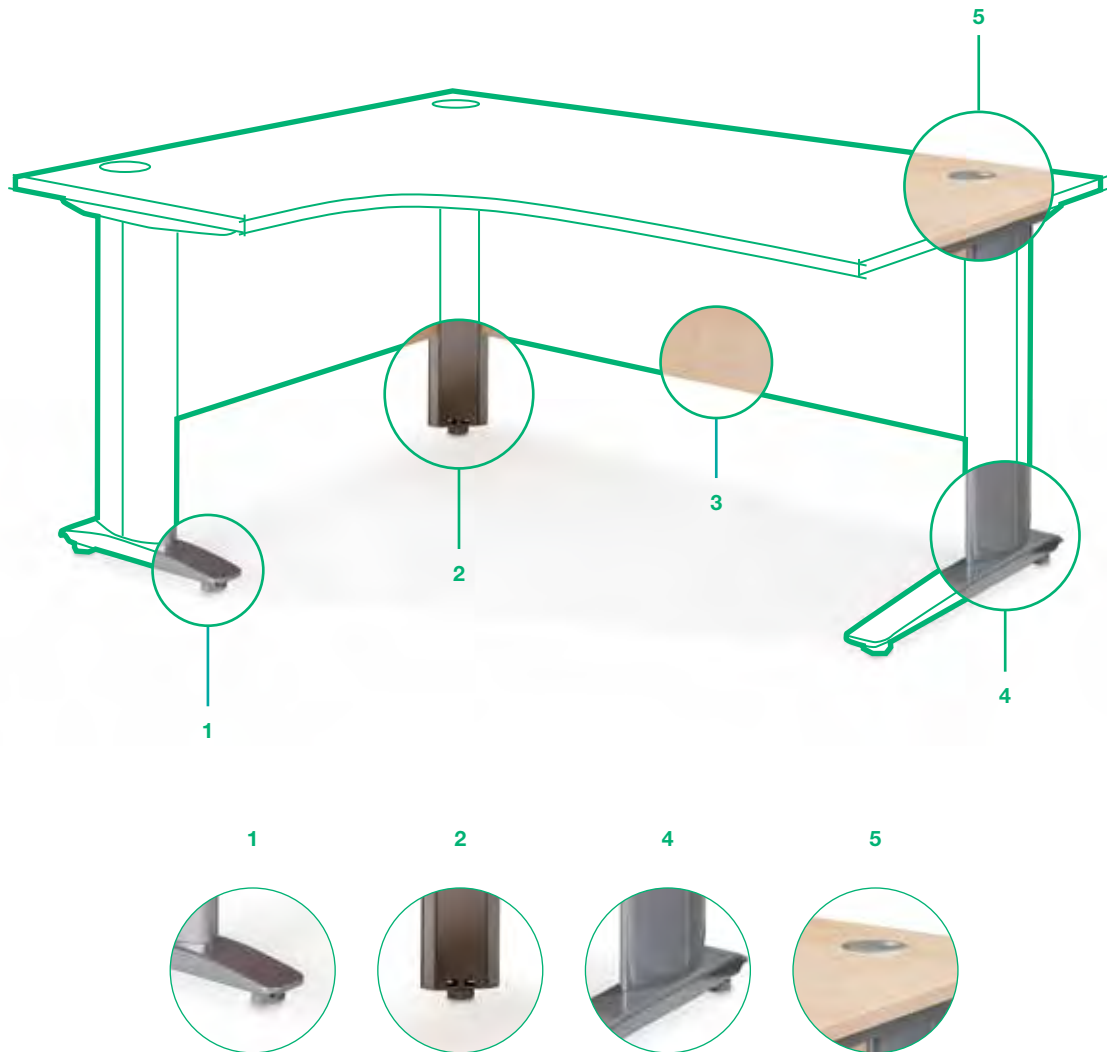


Office

1250



Office • Nexus Range



Nexus range (Items A-G)

Nexus is a modern, attractive range of office furniture, designed with educational establishments in mind.

The nexus desks are 725mm high and feature 25mm thick MFC tops, high strength powder coated legs with integral cable management and levelling feet.

The nexus pedestals are designed to co-ordinate with the nexus desks. The low, under desk pedestal is mobile and has a choice of 2 drawer options. The desk high pedestal is static and offered in 2 depths to match your chosen desk. All supplied with 2 keys.

Nexus bookcases are suitable for both classroom and office use. Complete with adjustable levelling feet for stability.

All nexus storage features 25mm thick tops, 18mm solid backs and are available in 4 finishes.

Features

- ❶ Levelling feet
- ❷ Cable managed legs
- ❸ Modesty panels
- ❹ High strength frame
- ❺ Cable ports

Finish (Items A-I)

Beech/Maple/Oak/White

Frame (Items A-C)

Silver

Don't forget to include your colour / finish choice when ordering



Office • Nexus Range



A. Nexus straight desk

- Levelling feet
- 2 cable ports
- Cable managed legs

800(D) x 725(H)mm

800(W)mm	COEV-REC-08	£203.50
1000(W)mm	COEV-REC-10	£203.50
1200(W)mm	COEV-REC-12	£209.00
1400(W)mm	COEV-REC-14	£211.20
1600(W)mm	COEV-REC-16	£211.20
1800(W)mm	COEV-REC-18	£222.20



B. Nexus curved desk

- Levelling feet
- 3 cable ports
- Cable managed legs

1600(W) x 1200(D) x 725(H)mm

Left hand return (shown)	COEC-CLH-16	£275.00
Right hand return	COEC-CRH-16	£275.00

1800(W) x 1200(D) x 725(H)mm

Left hand return (shown)	COEC-CLH-18	£280.50
Right hand return	COEC-CRH-18	£280.50



C. Nexus waved desk

- Levelling feet
- 2 cable ports
- Cable managed legs

1600W x 1000/800D x 725 mm

Left hand (shown)	COEV-WLH-16	£270.60
Right hand	COEV-WLH-18	£270.60



D. Nexus under desk mobile pedestals

408(W) x 600(D) x 542(H)mm

COES-PED-01	1 drawer, 1 filing drawer	£148.50
COES-PED-02	3 drawers	£148.50



E. Nexus desk high pedestals 600D

408(W) x 600(D) x 725(H)mm

COES-PED-04	2 drawers, 1 filing drawer	£170.50
-------------	----------------------------	---------



F. Nexus desk high Pedestals 800D

408(W) x 800(D) x 725(H)mm

COES-PED-05	2 drawers, 1 filing drawer	£181.50
-------------	----------------------------	---------



G. Nexus 1 shelf bookcase

700(W) x 320(D) x 845(H)mm

COST-BKS-08	1 shelf	£113.30
-------------	---------	---------



H. Nexus 2 shelf bookcase

700(W) x 320(D) x 1245(H)mm

COST-BKS-12	2 shelves	£143.00
-------------	-----------	---------



I. Nexus 3 shelf bookcase

700(W) x 320(D) x 1645(H)mm

COST-BKS-16	3 shelves	£170.50
-------------	-----------	---------





A. Nexus tambour cupboard 715H

- Supplied empty, purchase internal accessories separately, see page 129

1000(W) x 500(D) x 725(H)mm

COST-TAM-07

£337.70



B. Nexus tambour cupboard 1200H

- Supplied empty, purchase internal accessories separately, see page 129

1000(W) x 500(D) x 1200(H)mm

COST-TAM-12

£385.00



C. Nexus tambour cupboard 1600H

- Supplied empty, purchase internal accessories separately, see page 129

1000(W) x 500(D) x 1600(H)mm

COST-TAM-16

£447.70



D. Nexus tambour cupboard 2000H

- Supplied empty, purchase internal accessories separately, see page 129

1000(W) x 500(D) x 2000(H)mm

COST-TAM-20

£528.00



E. Nexus cupboard 715H

- Supplied empty, purchase internal accessories separately, see page 129

1000(W) x 500(D) x 725(H)mm

COST-CBD-07

£225.50



F. Nexus cupboard 1200H

- Supplied empty, purchase internal accessories separately, see page 129

1000(W) x 500(D) x 1200(H)mm

COST-CBD-12

£281.60

Nexus storage (Items A-G)

Nexus tambour units and cupboards are suitable for both classroom and office use. All Nexus storage features 25mm thick tops, 18mm solid backs and adjustable levelling feet.

Available in a choice of finish colours with locking doors and stylish silver handles.

These tambour units and cupboards are supplied empty. A choice of fully adjustable internal accessories can be purchased separately to create the perfect storage unit for your requirements.

Internal accessories

- Separate accessories available for both the cupboards and tambour cupboards.
- Wooden shelves are available in 4 colours; beech, maple, oak and white

Finish (Items A-I)



Beech/Maple/Oak/White

Don't forget to include your colour / finish choice when ordering

Nexus storage is designed to co-ordinate with the Nexus range on page 127

R8 storage is designed to co-ordinate with the R8 desking on page 131

R8 Storage (Items N-S)

The R8 pedestals, filing cabinets and cupboards are available in three colour choices to match the R8 desking range on page 130, Beech&Silver, Maple&Silver, Oak&Silver, White&Silver, and Grey.

Finish (Items N-S)



Beech&Silver/Maple&Silver/Oak&Silver/White&Silver/Grey

Don't forget to include your colour / finish choice when ordering



Office • Nexus & R8 Storage



G. Nexus cupboard 1600H

- Supplied empty, purchase internal accessories separately

1000(W) x 500(D) x 1600(H)mm

COST-CBD-16

£337.70



H. Nexus cupboard 2000H

- Supplied empty, purchase internal accessories separately

1000(W) x 500(D) x 2000(H)mm


COST-CBD-20

£392.70




I. Wooden shelf

Tambour **COST-TSH-85** £24.20
Cupboard **COST-CSH-96** £24.20




J. Slotted shelf dividers (x5)

Tambour **COST-SSD** £31.90
Cupboard **COST-SSD** £31.90



K. Slotted shelf

Tambour **COST-TSS-85** £48.40
Cupboard **COST-CSS-96** £48.40



L. Lateral cradle

Tambour **COST-TLC-85** £28.60
Cupboard **COST-CLC-96** £28.60



M. Pull out filing cradle

Tambour **COST-TFC-85** £101.20
Cupboard **COST-CFC-96** £101.20



N. R8 filing cabinet with 2 drawers

- Silver side panels as standard
- 2 filing drawers, lockable

470(W) x 550(D) x 720(H)mm

VP566

£195.65



O. R8 filing cabinet with 3 drawers

- Silver side panels as standard
- 3 filing drawers, lockable

470(W) x 550(D)mm 1030(H)mm

VP567

£247.15



P. R8 filing cabinet with 4 drawers

- Silver side panels as standard
- 4 filing drawers, lockable

470(W) x 550(D)mm 1340(H)mm

VP568

£298.65



Q. R8 double cupboard

1015(W) x 600(D) x 725(H)mm

R8DC1000

£205.75



R. R8 mobile pedestal

418(W) x 525(D) x 575(H)mm

- 3 drawer pedestal

R8DPED30

£145.25

- 1 single drawer, 1 deep filing drawer

R8DPED40

£145.25



S. R8 desk high pedestal

420(W) x 600(D) x 725(H)mm

- 2 single drawers, 1 deep filing drawer

R8BB01

£205.95



Office • R8 Desking




See page 45 for high back operator chairs



Power module
see item I



Cable managed leg



Screens for desks positioned back to back see page 133

R8 desking range (Items A-G)

The cantilever leg featured throughout the R8 range is designed to be both stylish and practical with an integrated cable management system.

Desks come complete with a cable trough, cable ports and wire managed legs. Available in 2 depths; 600mm and 800mm.

The hard-wearing laminate tops, with matching ABS edges, are available in 5 finishes.

Silver frames as standard.

Co-ordinating pedestals, cabinets and cupboards available, see page 129.

Worktop finish (Item A-G)



Beech/Maple/Grey/Oak/White

Fabric screen colour options (Item H)



Black/Grey/Blue/Red

Don't forget to include your colour / finish choice when ordering



R8 storage
see page 129

R8 pedestals
see page 129



Office • R8 Desking



A. R8 desk

600(D) x 725(H)mm

1200(W)mm	DR812060	£190.95
1400(W)mm	DR814060	£202.85
1600(W)mm	DR816060	£214.75
1800(W)mm	DR818060	£227.25

800(D) x 725(H)mm

1200(W)mm	DR812080	£201.85
1400(W)mm	DR814080	£213.75
1600(W)mm	DR816080	£225.50
1800(W)mm	DR818080	£237.85



B. R8 curved desk

1600(W) x 1200(D) x 725(H)mm

Left hand return	DR8160LH	£265.75
Right hand return	DR8160RH	£265.75

1800(W) x 1200(D) x 725(H)mm

Left hand return	DR8180LH	£294.25
Right hand return	DR8180RH	£294.25



C. R8 wave desk

725(H)mm

Left hand - 800(D)/600(D)mm (shown)

1200(W)mm	DR812WLH	£232.75
1400(W)mm	DR814WLH	£244.75
1600(W)mm	DR816WLH	£256.50
1800(W)mm	DR818WLH	£258.50

Right hand - 600(D)/800(D)mm

1200(W)mm	DR812WRH	£232.75
1400(W)mm	DR814WRH	£244.75
1600(W)mm	DR816WRH	£256.50
1800(W)mm	DR818WRH	£258.50



D. R8 90° desk

1200(W) x 1200(D) x 725(H)mm

To fit onto a 600(D) desk	DR86090C	£255.50
To fit onto a 800(D) desk	DR88090C	£286.25



E. R8 120° desk

• 3 R8 120 desks can be used to create a cluster

1200(W) x 600(D) x 725(H)mm

To fit onto a 600(D) desk	DR86012C	£304.50
To fit onto a 800(D) desk	DR88012C	£325.25



F. R8 quad end desk

600(W) x 600(D) x 725(H)mm

Left hand return	DR860DLH	£92.75
Right hand return	DR860DRH	£92.75

800(W) x 800(D) 725(H)mm

Left hand return	DR880DLH	£102.95
Right hand return	DR880DRH	£102.95



G. R8 conference end desk

664(W) x 600(D) x 725(H)mm

Left hand return	DR860CLH	£123.50
Right hand return	DR860CRH	£123.50

800(W) x 800(D) x 725(H)mm

Left hand return	DR880CLH	£133.85
Right hand return	DR880CRH	£133.85




H. Desk screen (single clamp)

- Single clamp for a single desk, (see page 133 for double clamp for desks positioned back to back)
- Supported by worktop clamp
- Cable management rails available on request

400(H)mm

1200(W)mm	VP983-S	£129.95
1400(W)mm	VP984-S	£139.95
1600(W)mm	VP985-S	£149.95
1800(W)mm	VP986-S	£159.95



I. Power module

- Includes 2 metre cable and plug
- Fixing via 'c' clamps easily attached
- Four power sockets 3.15 Amps

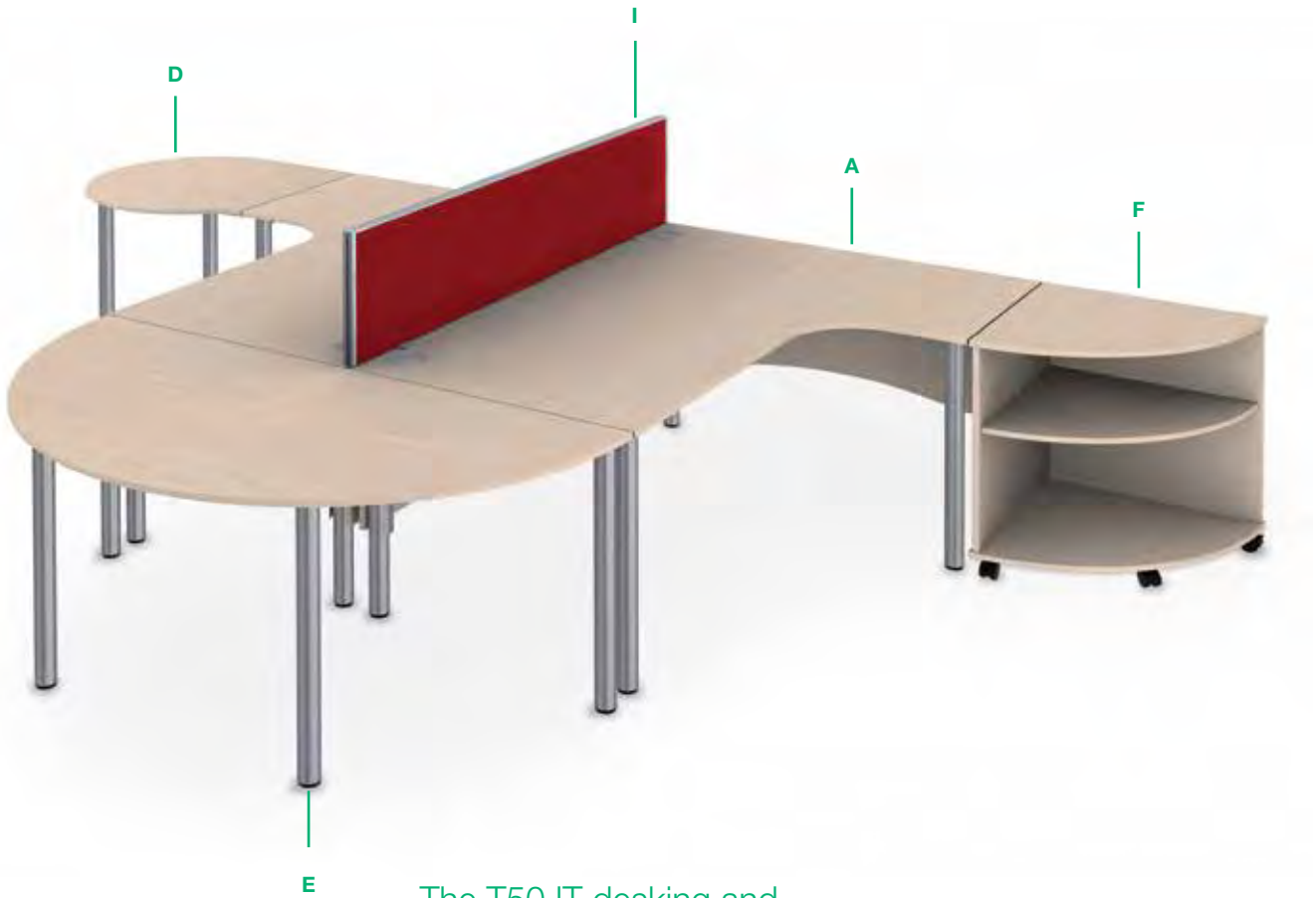
DPM01	£55.95
-------	--------

Two power sockets 3.15 Amps and 2 cat5e data

DPDM01	£69.95
--------	--------



Office • T50 Desking Range



The T50 IT desking and co-ordinated storage can be configured to create individual or group workstations.



Screens for a single desk see page 131

T50 desking range (Items A-H)

T50 provides a complete desking and benching range for IT and office that offers style, class and affordability.

T50 desks and benches feature a stylish 50mm diameter round tube leg and fully welded under-frame and come complete with cable ports, wire mesh cable troughs, modesty panels and levelling feet for stability

The hard-wearing laminate tops, with matching ABS edges, are available in a choice of finishes. Silver frames as standard.

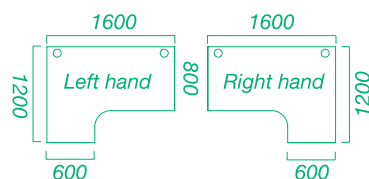
Finishes



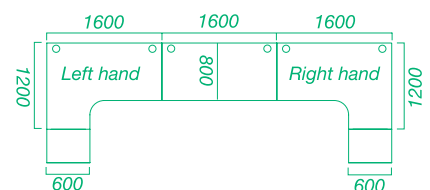
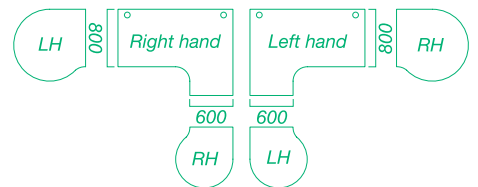
Beech/Maple/Grey/Oak/White

Don't forget to include your colour / finish choice when ordering.

Configurations



Configurations



Office • T50 Desking Range



A. T50 L-shaped desk

- 3 cable ports
- Available with left or right hand return

1600/1200(W) x 800/600(D) x 725(H)mm

Left hand return **T5ITC16LH** £205.95
Right hand return **T5ITC16RH** £205.95



B. T50 big bench

- 4 cable ports
- Central supporting leg

2600(W) x 800(D) x 725(H)mm

T5IT2608 £205.95



C. T50 bench

- 2 cable ports

725(H)mm

1200(W) x 600(D) **T5IT1206** £123.55
1200(W) x 800(D) **T5IT1208** £133.95
1600(W) x 800(D) **T5IT1608** £164.95



D. T50 curved end desk

- Available with left or right hand return

750(W) x 750(D) x 725(H)mm

- To fit onto a 600(D) desk

Left hand return **T5ITE06LH** £67.95
Right hand return **T5ITE06RH** £67.95

1000(W) x 1000(D) x 725(H)mm

- To fit onto a 800(D) desk

Left hand return **T5ITE08LH** £82.50
Right hand return **T5ITE08RH** £82.50



E. T50 D-end desk

725(H)mm

1200(W) x 600(D) **T5D120672** £124.95
1600(W) x 800(D) **T5D160872** £205.95



F. T50 mobile curved unit

600(W) x 600(D) x 725(H)mm

To fit onto a 600(D) desk **T50DU60** £123.50

800(W) x 800(D) x 725(H)mm

To fit onto a 800(D) desk **T50DU80** £133.50



G. T50 freestanding pedestal

- Image shows **T50P3D** (right) and **T50P4D** (left)

420(W) x 600(D) x 725(H)mm

- 4 Drawer pedestal, lockable

T50P4D £205.95

- 2 Drawer, 1 filing drawer pedestal, lockable

T50P3D £205.95



H. T50 mobile pedestal

- Image shows dped40
- Lockable castors
- To fit under desk


415(W) x 525(D) x 575(H)mm

- 3 drawer pedestal, lockable

DPED30 £145.25

- 1 drawer, 1 filing drawer pedestal, lockable

DPED40 £145.25



I. Desk screen (double clamp)

- Double clamp for desks positioned back to back, (see page 131 for single clamp for a single desk)
- Cable management rails available on request
- Double clamp

400(H)mm

1200(W)mm **VP983-D** £129.95

1400(W)mm **VP984-D** £139.95

1600(W)mm **VP985-D** £149.95

1800(W)mm **VP986-D** £159.95



Technology • Bespoke Solutions



As technology becomes more prominent in schools, it is our job to provide new innovative solutions that exceed the market demands.



Bespoke solutions

Our talented design team will lead you to the perfect solution to meet your aspirations and ensure you are up-to-date with the latest curriculum requirements.

Students and teachers alike will be inspired by the resulting environment. Space saving solutions can be offered in the form of clusters or islands and every inch will be made to work.

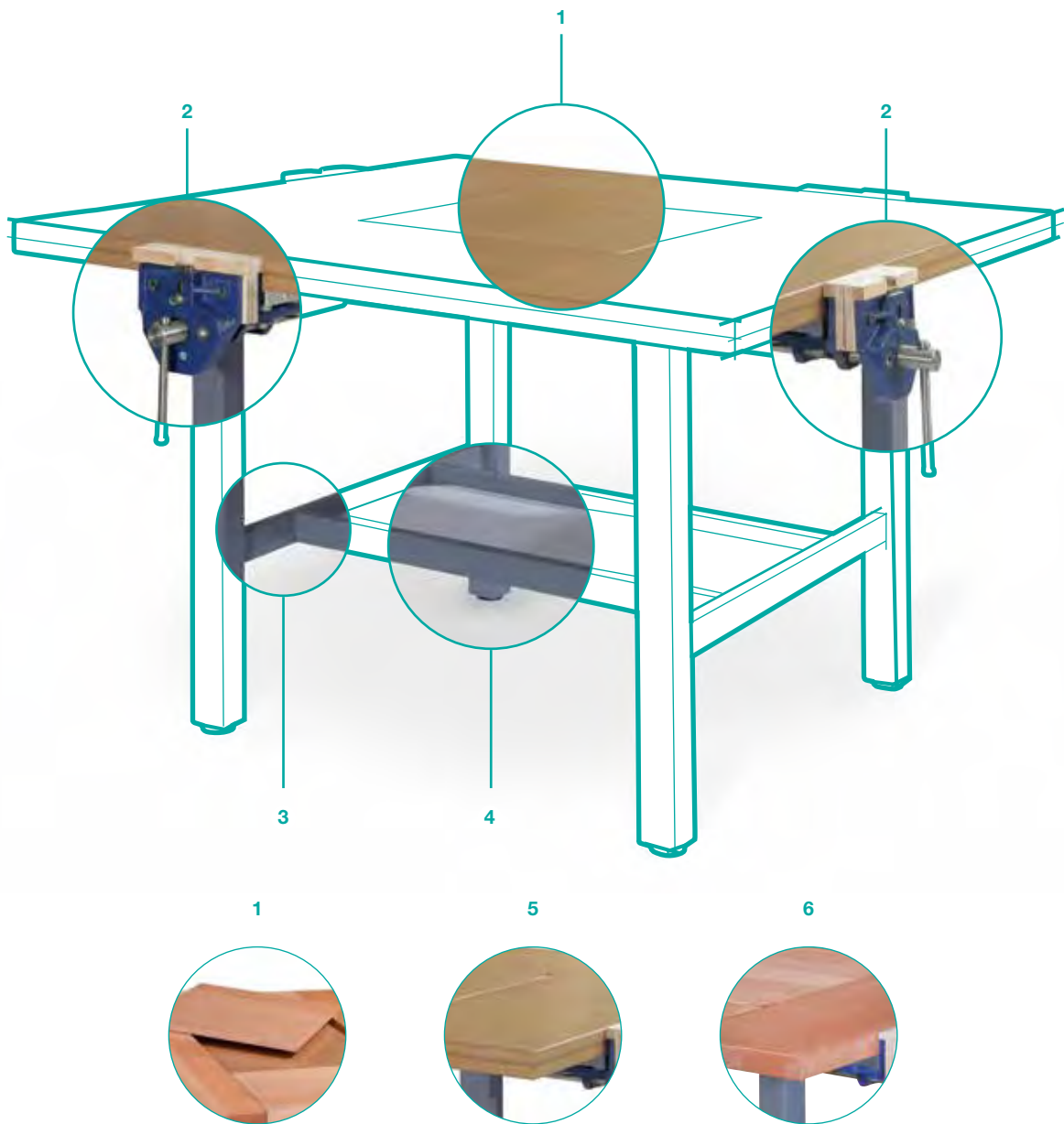
Make good use of our expert - no obligation - design and planning service, which includes; site surveys, material samples, colour boards and CAD layout plans. And, as you would expect, each bespoke installation conforms to the most rigorous quality standards.



D&T, Art & Textiles

135
146





Lancashire bench

This dual-purpose, heavy duty workbench is suitable for woodwork and metalwork. Designed and manufactured to stand up to the rigours of a busy and demanding environment, it isn't surprising that this is an established favourite and best-seller.

Options allow for the basic bench to be extended into a work centre. The worktops are available as either medium density fibreboard (MDF) or solid beech, both of which can be changed as necessary, through continual use.

Choice of 3 frame finishes and 2 worktop options.



Features

- 1 Tool storage well**
A tool storage well with removable practical cover
- 2 Vices**
Benches come complete with either 3 or 4 woodworking vices. Metalwork vices can be added as an option see item F.
- 3 Fully welded frame**
Fully welded steel frame and steel rails ensure strength and durability. Levelling feet for stability.
- 4 Wheelchair access welded frame**
Rails are set back, to allow for wheelchair access
- 5 MDF worktop**
- 6 Solid beech worktop**

Frame (Items A-C)



Dark Grey/Light Grey/Black

Don't forget to include your colour / finish choice when ordering.



D&T, Art & Textiles • Lancashire Bench



A. Basic bench MDF worktop

- Bench dimensions are top only and do not include vice overhang

1070(W) x 1070(D) x 840(H)mm

With 3 woodworking vices **EM6010** **£617.95**
 With 4 woodworking vices **EM6020** **£708.95**

1200(W) x 1200(D) x 840(H)mm

With 3 woodworking vices **EM6110** **£677.50**
 With 4 woodworking vices **EM6120** **£766.50**



B. Basic bench solid beech worktop

- Bench dimensions are top only and do not include vice overhang

1070(W) x 1070(D) x 840(H)mm

With 3 woodworking vices **EM6011** **£812.95**
 With 4 woodworking vices **EM6021** **£903.95**

1200(W) x 1200(D) x 840(H)mm

With 3 woodworking vices **EM6111** **£926.95**
 With 4 woodworking vices **EM6121** **£1014.95**



C. Underneath vice storage

- To fit under both sizes of basic bench
- Stores 4 metalwork vices
- Basic bench not included

Stores 4 metalwork vices **EM0035** **£102.95**



D. Underneath storage unit

- To fit under both sizes of basic bench
- Single sided light grey unit
- Basic bench not included

Locking **EM0034** **£163.25**



E. Woodwork vice

The benches include 3 or 4 vices. Add or deduct vices as required.

EM1012 **£83.25**





F. Metalwork vice

The metalwork vice comes complete with a tray to catch filings and debris. This clamps into a woodwork vice.

EM1011 **£83.25**



D&T, Art & Textiles • Tool Cupboard



Tool cupboard (Items A-E)

With a comprehensive range of fittings available, you can design an interior that meets all of your storage requirements,

Tambour fronted, locking cupboards, supplied as standard with five shallow, and two deep, plastic trays and bottom shelf, to take planes. Tool hanging panels, bin racks, shelving and tool racks are also available.

Finishes (Item A)



Beech/Maple/Grey

A. Tool cupboard

1052(W) x 542(D) x 1850(H)mm

- 5 shallow, 2 deep trays and the bottom shelf

Beech **ESB111** Grey **ESG111**
Maple **ESM111** **£752.25**

B. Bin rack (optional)

- A pressed steel panel, complete with 6 bins.

ES0113 **£47.75**

C. Tool hanging panel (optional)

- A pre-drilled panel, full width of the tool cupboard, supplied with a variety of tool hooks.

ES0112 **£35.95**

D. Shelves (optional)

- 18mm ply shelf, full width of the tool cupboard.

ES0115 **£14.35**

E. Tool racks (optional)

- These are supplied as a sandwich, with a core of 22mm birch ply, grooved for the supports, with two removable faces of 6mm birch ply. The user removes the outer faces, cuts the central core to suit the tools to be stored and simply re-assembles.

ES0114 **£29.50**



D&T, Art & Textiles • Duo Powered Benches



F. Duo technology bench including power unit

Digital low voltage and 240V mains

POA

Our technology ranges are smart, stylish, functional & built to withstand punishing wear & tear, year after year.



G. Duo technology bench including power unit

240V main supply only

POA



Duo powered benches

(Items F-G)

We carried out extensive research before achieving the ultimate in powered benching.

Sleek, smooth and powerful, the Duo system has more to offer than ever before— a complete cable trunking system for 13 amp power, variable low voltage, soldering iron, compressed air, telecommunication and data cabling. We chose sheet steel fabrication, zinc coated, then powder coated – an altogether more resilient system than PVC systems offered elsewhere.

Moulded steel legs, textured powder coating and high pressure laminate tops are just a few of the features in this superb range of benches.

The benches are supplied assembled complete with the powered unit of your choice. The depth of the bench includes the powered unit which is 150mm deep. The trunking system and components are White.

Worktops are grey laminate, with 2mm impact resistant ABS edges to all sides.

Duo digital variable voltage unit

Microprocessor technology is utilised to bring you the most advanced supply unit available

Specification

- mains input:
200-250v, 50-60hz (other voltages by request).
- Low voltage dc outputs: +5v fixed at 2a.
 - +0 to 15v. Or +5v. Fixed at 500ma (1.5a. Peak)
 - -0 to 15v. At 500ma (1.5a. Peak)

Features

- 0.56" Digital led displays of variable voltages. LED display of status.
- Operation in three modes to suit all ages of user from beginner to advanced.
- Mode and voltages stored in non-volatile memory during power-off.
- Mode set by key switch to avoid tampering.
- Current limit on all outputs for safety.
- Automatic thermal shut-down during prolonged overloads.
- Each section independent - overload on one section does not affect others.
- +VE and -VE variable voltages, independently programmable with push switches.

- Linear voltage regulation.
- Specified for continuous operation at full load.

Safety features

- Fold-back current limit and automatic thermal shut-down on all DC outputs
- Each section unaffected by others

Frame (Items F-G)



Dark Grey/Light Grey/Black





A. Project table

- Functional and extremely strong tables

700(H)mm

1200(W) x 1200(D)mm	PTS71250	£240.75
1800(W) x 1200(D)mm	PTS71800	£266.50
2400(W) x 1200(D)mm	PTS72500	£294.50

850(H)mm

1200(W) x 1200(D)mm	PTS81250	£266.50
1800(W) x 1200(D)mm	PTS81800	£294.50
2400(W) x 1200(D)mm	PTS82500	£319.75



B. Two person double top desk

2000(W) x 620(D)mm

- Stylish, fully welded, Z-frame
- Complete with 2 A2 drawing units and a single tray
- Smooth action parallel motion and unique pivot arrangement that allows the drawing board to be stored beneath the table when not in use

700(H)mm **SA6300** **£473.75**

From portable desk top boards to free-standing drawing board desks, we have a comprehensive range to suit your needs and budget.



Image above shows item B with the drawing boards stored beneath the worktop

Project tables (Item A)

These functional and extremely strong tables are suitable for a variety of work.

Project tables are supplied flat packed, for easy self assembly. No special tools are required, bolt on legs only.

Double top/art desks (Items B-E)

Both art and design desk ranges feature a robust and practical Z frame allowing ease of use and access.

Double top desks

Both single and two person desks feature a single tray and a unique pivot arrangement that allows the board to be stored beneath the work surface when not in use.

Art desks

Stylish desks, complete with single tray

Frame (Items A-E)



Dark Grey/Light Grey/Black

Don't forget to include your colour / finish choice when ordering.

Drawing boards (Items F-J)

Introducing our ever popular range of high quality drawing boards – complete with ball race bearings, nylon inserts and machine screws. Boards feature 2mm high-impact edges as standard.

Drawing board spares (Items B-J)

- For A2 drawing board item J
- Parallel motion wire (includes adjuster barrels) Please state length required, measuring from threaded end to threaded end, excluding the adjusters

SD0023 **£6.75**

- Straight edge blade assembly to suit item J

SD0024 **£17.75**

- Drawing unit fixings kit to suit item J (includes all parts necessary to repair 1 unit)

SD0026 **£23.95**

- Double top desk mechanism kit for items A and B

SD0027 **£12.75**



D&T, Art & Textiles • Drawing Boards & Drying Racks



C. Single person double top desk

1200(W) x 620(D)mm

- Stylish, fully welded, Z-frame
- Complete with 1 A2 drawing unit and a single tray
- Smooth action parallel motion and unique pivot arrangement that allows the drawing board to be stored beneath the table when not in use

700(H)mm **SA6400** **£281.75**



D. Art desk

1200(W) x 500(D)mm

- Adjustable frame, to take existing drawing board
- Complete with single tray

700(H)mm **DAD300** **£139.95**



E. Drawing desk

1200(W) x 500(D) x 700(H)mm


- With track type parallel motion
- Complete with single tray

DDD200 **£181.95**

700(H)mm

- With standard parallel motion (as item E)
- Complete with single tray

DDD210 **£199.25**



F. Track type PMSE kit

- Suitable for 18mm board
- Includes T-square

A2 **TS0001** **£29.25**

G. Drawing board

A2 15mm thick **SD0001** **£9.25**
 A2 18mm thick **SD0003** **£9.75**

H. Frame

- Portaboard frame for A1 and A2 size drawing boards and can be positioned for landscape or portrait work

A2 **SD0016** **£38.75**



I. Transporter

1070(W) x 700(D)mm

- Drawing board transporter
- To accommodate up to 24 x A2 drawing boards - see item J


1240(H)mm **SD0290** **£253.25**



J. A2 drawing boards

- To fit A2 paper
- Complete with clear parallel motion and support frame

White board **SD0021** **£100.75**



K. Bench mounted drying rack

- Takes up to A3 paper

VP447 **£205.95**



L. Wall mounted drying rack

- Takes up to A3 paper

VP446 **£201.75**



Double top desks, Art desk, Drawing desk and Drawing boards can all be positioned at various angles to suit the users requirements





Our technology ranges are smart, stylish, functional & built to withstand punishing wear and tear, year after year.



Technology

Probably more than in any other school discipline, technology environments need to withstand punishing wear and tear, year after year. With that in mind, we have designed a range of technology products that are stylish, functional and built to last. Drawing on over 140 years' experience and utilising state-of-the-art design and manufacturing technology, our product range for these areas defies all competition.





Whatever your requirements, we aim to deliver. With our expert planning & design service, we can turn your ideas into a stunning reality.

Flexibility

Today's educational furniture needs to be flexible, attractive and adaptable so that it can cope with the advancements of the technological world. British Thornton has empowered a team of young enthusiastic designers to push the boundaries of conventional thinking and look at new and innovative approaches to education.

Our aim is to create products and layouts that will keep you ahead of the game in the years to come.





Art rooms offer a great opportunity to create a truly bespoke environment; with our expert planning and design service, we can turn your ideas into reality



From art to textiles

With long experience in the design, manufacture and installation of high quality product ranges for the art and textiles environment, it seems we may have been hiding our light under the proverbial bushel.

Here is a small selection of recent projects - illustrating features such as large runs of benching and integrated portfolio/artwork storage.

Our design service includes site surveys, material samples, colour boards and a layout plan on CAD (where appropriate). What's more, there is no obligation attached to our planning and design service.





These photos represent just a small selection of our recent food technology installations. Every item is manufactured to the very highest quality standards with attention paid to detail.



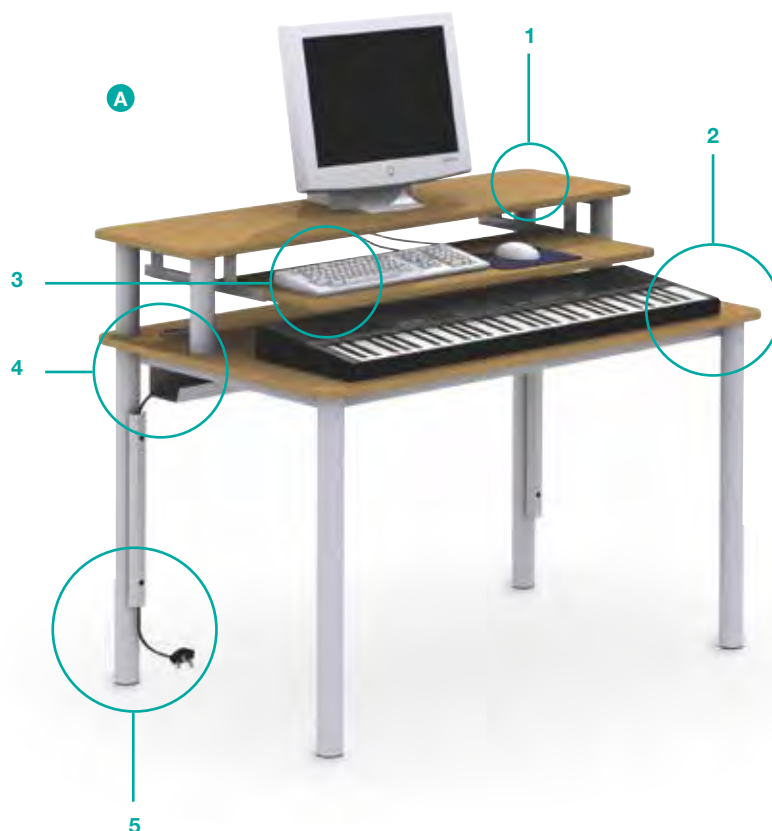


Food technology

We are committed to providing an unrivalled and highly experienced service in the design, production and installation of furniture for food technology environments - each one individually tailored to your specific requirements.

Every item is manufactured to the very highest standard of quality, attention to detail and coordination of product.





T50 music workstation

The T50 music workstation matches the T50 classroom tables on page 54 offering a co-ordinated look throughout your school

Designed for use with a computer and music keyboard, the desk is fully cable managed, with cable tidies, duct and rear wire managed legs.

Also features a monitor shelf, with cable ports, a convenient pull-out computer keyboard and mouse shelf, that locks when fully extended. The T50 table range features a stylish 50mm diameter round tube leg and fully welded underframe.

Features

- 1 Monitor shelf
- 2 Fully welded frame
- 3 Pull-out computer keyboard shelf
- 4 Cable trough and cable ports
- 5 Rear wire managed legs

A. T50 music workstation

- Height listed is based on worktop height

1200(W) x 750(D) x 710(H)mm

Beech	T50MW1200B	£236.75
Maple	T50MW1200M	£236.75

1600(W) x 750(D) x 710(H)mm

Beech	T50MW1600B	£267.75
Maple	T50MW1600M	£267.75

Worktop finishes



Beech/Maple/Oak/Grey/Grey Dots

Frame






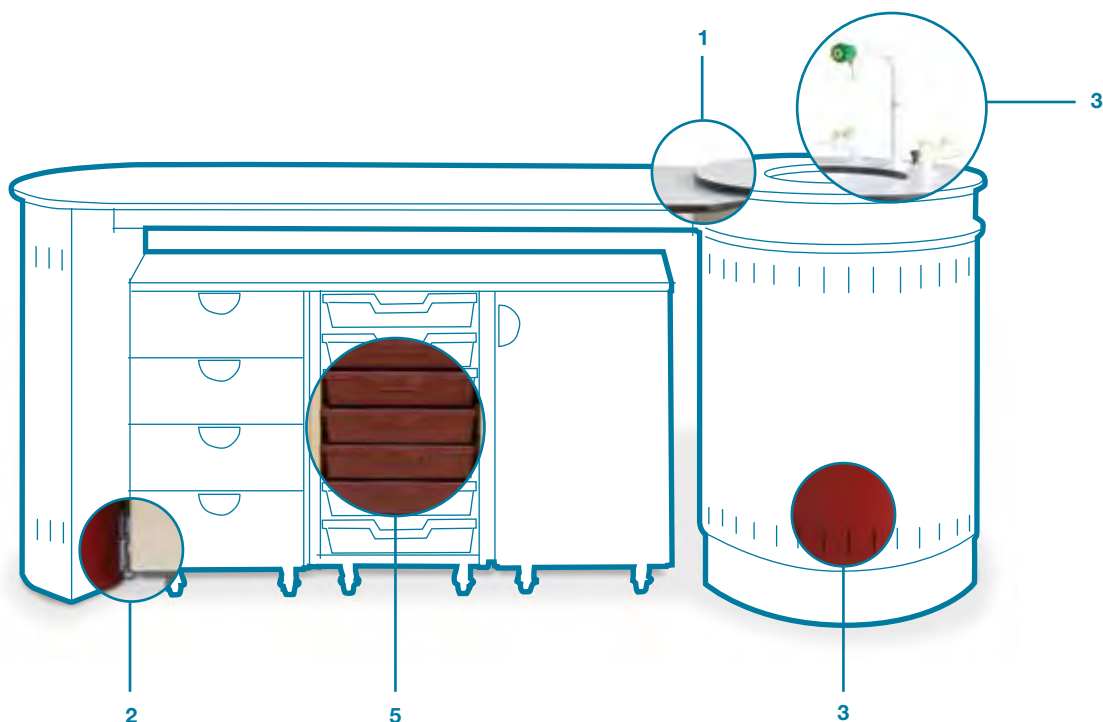
Black/Light Grey/Silver

Don't forget to include your colour / finish choice when ordering.

Science

147
158





Re:action hub system

The re:action Hub Range offers a variety of new products designed to deliver wet and/or dry services into the modern classroom. Built in power and data ensure that the re:action hub range is both practical and flexible.

The revolutionary new turntable incorporates a 600mm deep bench that rotates around a fixed, circular service hub. The turntable is supplied in three component parts for easy on-site assembly.

Benefits

1 Rotates through 180°

Enabling the bench to be positioned next to a wall or rotated into class space, as a demonstration or practical peninsular bench.

2 Locking foot pedals

Locking foot pedals prevent rotation when not required

3 Gas and water supply

The strong metal panels in the base unit can be removed for access to the services.

4 Power and data

Complete with 4 power (13 amp) and 4 data (RJ45) sockets as standard. More options available on request.

The revolutionary design ensures that the electrical supply is always kept safely away from the water and gas outlets.

5 Space saving

The revolving bench can be positioned for listening, viewing or group work. When not in use, the bench can be pushed back against the wall and mobile storage units can be slotted underneath; freeing up valuable classroom space.

Configurations

This exciting product offers a whole range of layout opportunities for practical group work and teacher demonstrations to meet the demands of a modern classroom, where maximum flexibility is so important. The rotating bench leg has a power and data supply built in, so tables can be clustered around for laptop use.

Fascia panels (Items A,C-E)

The strong, steel panels are available in a choice of 4 colours;



Grey/Burgundy/Blue/Green

Frame / extrusion (Items B,D-E)



Dark Grey/Light Grey/Black

Solid grade laminate worktop (Items A-E)

See page 180 for details about solid grade laminates. Available in 8 finishes;



Grey/White/Sand/Green Speckle/Grey Speckle/White Speckle/Blue Speckle/Beige Speckle

Don't forget to include your colour / finish choice when ordering.



Science • Re:action Hub System



A. Re:action turntable

2026(W) x 600(D)mm

- Gas and water in fixed, round section of unit
- Power module comes complete with 4 power (13amp) and 4 data (RJ45) as standard, other applications available to suit your requirements
- Price on application

725(H)mm
850(H)mm

6010
6020

The flexibility of the re:action turntable and pupil tables offers endless possibilities of room configuration; without the restrictions of services delivered from floor positions.



B. Re:action science table

1500(W) x 600(D)mm

- Lockable castors for easy relocation
- Price on application

725(H)mm
850(H)mm

6000MT725
6000MT850



C. Round service hub

600(W) x 600(D)mm

- Complete with gas and water supply
- Price on application

725(H)mm
850(H)mm

6011
6001



D. Square service hub (wet)

600(W) x 600(D)mm

- Complete with water and gas supply
- Price on application

725(H)mm
850(H)mm

6012
6002



E. Square service hub (dry)

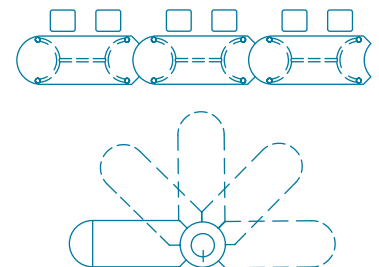
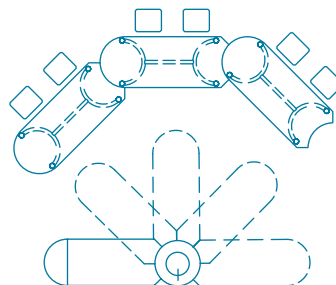
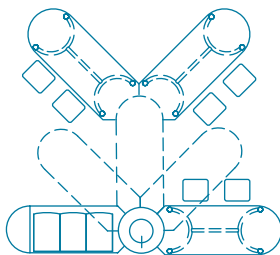
600(W) x 600(D)mm

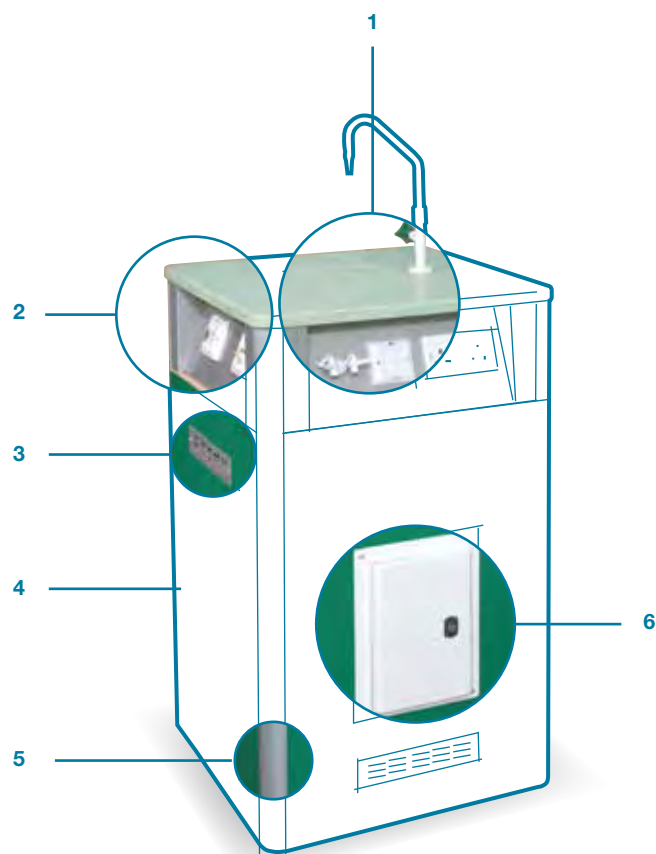
- Complete with gas and electric supply
- Price on application

725(H)mm
850(h)mm

6013
6003

Layout examples





Genesis pedestal system

Creating effective working areas is simple with the Genesis Pedestal System. Variable layouts are achieved by fixing the spacing between the pedestals and placing the tables around them.

The Genesis Pedestal System can be used to create a co-ordinated scheme in your science classroom. The illustrations on the opposite page demonstrate a variety of table and pedestal layouts.

Benefits

1 Sink

1 cast epoxy sink 250mm x 200mm x 150mm deep with optional removable cover, vulcathene waste and bottle trap. 1 Single swan neck water tap. 1 x access panel.

2 Gas and electric supply

Recessed fascia panel for gas, electric and data supply.

3 Ventilation grilles

Low level grilles are fitted for ventilation of the gas services.

4 Removable panels

Removable panels allow access to the base of the pedestal.

5 Curved extrusion

The framework of the pedestal is fabricated from extruded aluminium, powder coated in a colour from our standard range.

6 Optional docking point

Lockable docking point for a mobile filtration fume cupboard includes bayonet connection for gas and water, vulcathene waste connection, 13 amp power outlet. For mobile filtration fume cupboard, see page 157.

Science • Genesis Pedestal System



A. 850(H)mm wet service pedestals

Designed to provide a level working surface with adjacent tables



B. 850(H)mm dry service pedestals

Designed to provide a level working surface with adjacent tables

The Genesis Pedestal System offers the most flexible solution for teaching science.



C. 1050(H)mm service pedestals

Designed to rise above the worktop, allowing the service (gas and electric) to be mounted on the fascia



D. 1050(H)mm dry service pedestals

Designed to rise above the worktop, allowing the service (gas and electric) to be mounted on the fascia



E. Mobile teacher's workstation

1200(W) x 600(D) x 850(H)mm

This mobile workstation comes complete with a lockable, two drawer, pedestal. The lockable castors allow the workstation to be easily relocated within the classroom



F. Genesis science table

1200(W) x 600(D) x 850(H)mm

Revolutionary frame design allows students to work comfortably at both ends of the table. The 50mm diameter round legs feature levelling feet to ensure stability



G. Genesis height adjustable

1200(W) x 600(D) x 660-920(H)mm

SEN requirements are catered for with the inclusion of this height adjustable table

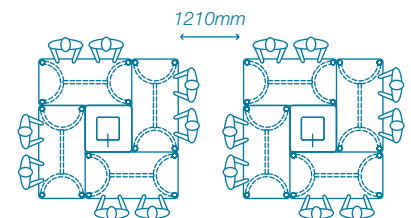
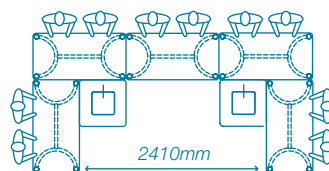
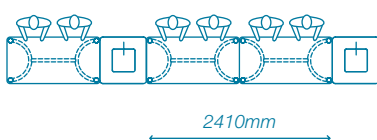
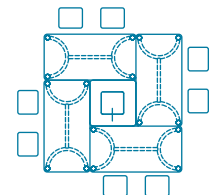
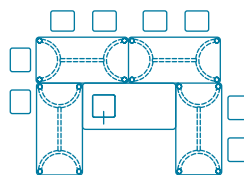
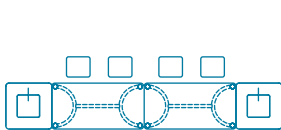


H. Standard lab table

1200(W) x 600(D) x 850(H)mm

Square tube legs feature levelling feet to ensure stability

Layout examples



Science • Installations



The Re:action turntable brings power, data, water and gas supply into the room when participating in practical experiments. The turntable will neatly fold away when not in use allowing the room to be transformed for write up study.



Re:action system

The flexibility of the Re:action turntable and pupil tables offers endless possibilities of room configuration; without the restrictions of services delivered from floor positions.





The Genesis pedestal system facilitates highly serviced, flexible science classrooms without compromise on aesthetics or functionality.

Genesis pedestal system

Creating effective working areas is simple with the Genesis Pedestal System. Variable layouts are achieved by fixing the spacing between the pedestals and placing the tables around them.



Science • Bespoke Installations



With our expert planning and design service, you can create bespoke furniture schemes for your school. Call us on 08705 329 201 for more information.



Bespoke design

British Thornton have developed and provided innovative furniture solutions for science spaces within schools. These solutions have delivered enhanced pupil interaction and effective demonstration areas for teaching.

To request a site visit call 08705 329 201



Our expert planning and design service includes site surveys, material samples, colour boards and a 3 dimensional design of your scheme.



Planning and design

It has long been our belief that the right learning environment can truly inspire children and it's a philosophy we've been putting into practice for over 140 years now.

Our expert planning and design service includes site surveys, material samples, colour boards and a layout plan on CAD. What's more, there is no obligation attached to our planning and design service.



Science • Tray Racking



A. Freestanding frames

1060(W) x 435(D)mm

- Trays not included
- Tall, medium, and low options

1660(H)mm (tall frame)

Tray capacity 57 **EM5300** **£319.80**

1340(H)mm (medium frame)

Tray capacity 45 **EM5400** **£254.35**

1100(H)mm (low frame)

Tray capacity 36 **EM5500** **£205.75**

B. Mobile trolleys

660(H) x 435(D)mm

- Trays not included
- Triple, double and single options

1060(W)mm (triple)


Tray capacity 18 **EM5000** **£193.90**

720(W)mm (double)

Tray capacity 12 **EM5100** **£154.45**

380(W)mm (single)

Tray capacity 6 **EM5200** **£128.50**



C. Shallow trays

Will fit all racking

- Please state colour and quantity required
- 5kg weight capacity per tray

75(D)mm (shallow tray)

Blue	FZ0151	£1.99
Cool blue	FZ0607	£1.99
Purple	FZ0111	£1.99
Red	FZ0141	£1.99
Orange	FZ0271	£1.99
Pink	FZ0121	£1.99
Yellow	FZ0171	£1.99
Green	FZ0161	£1.99
Lime	FZ0605	£1.99
Grey	FZ0131	£1.99
Frost	FZ0570	£1.99
Blueberry Jelly	FZ0649	£1.99
Grape Jelly	FZ0612	£1.99
Kiwi Jelly	FZ0613	£1.99
Lemon Jelly	FZ0614	£1.99

D. Deep trays

Will fit all racking

- Please state colour and quantity required
- 5Kg weight capacity per tray

150(D)mm (deep tray)

Blue	FZ0191	£3.99
Cool blue	FZ0608	£3.99
Purple	FZ0241	£3.99
Red	FZ0181	£3.99
Orange	FZ0281	£3.99
Pink	FZ0231	£3.99
Yellow	FZ0211	£3.99
Green	FZ0201	£3.99
Lime	FZ0606	£3.99
Grey	FZ0221	£3.99
Frost	FZ0560	£3.99
Blueberry Jelly	FZ0643	£3.99
Grape Jelly	FZ0629	£3.99
Kiwi Jelly	FZ0633	£3.99
Lemon Jelly	FZ0642	£3.99

Tray racking (Items A-B)

This high quality, robust and versatile metal framed tray storage system is designed to withstand the everyday rigours of a technology environment.

The fully welded frame is supplied assembled with runners fitted at each position. Features laminate tops, with impact-resistant ABS edges, and high quality, lockable castors.

- Fitted runners allow positions for either shallow or deep trays

Frame (Items A-B)



Dark Grey/Light Grey/Black

Solid colour trays (Items C-D)



Blue/Cool Blue/Purple/Red/Orange/Pink/Yellow/Green/Lime/Grey

Translucent and jelly trays (Items C-D)



Frost/Blueberry Jelly/Grape Jelly/Kiwi Jelly/Lemon Jelly

Don't forget to include your colour / finish choice when ordering.



Both types of fume cupboard are independently tested to Building Bulletin 8, CLEAPSS, Design Note 29, SSERC and airflow type tested to BS7258.



A. Fixed fume cupboard

Epoxy coated construction, with lockable storage unit. Complete with water, gas, double socket, light and air flow control panel. The seamless SGL worktop is dished to the perimeter, with integral drip cup and service outlets raised off the working area, to prevent corrosion. Features optional infill panels to the ceiling and hazardous cabinets below. We offer a full extraction package, on a turnkey basis.



B. Mobile filtration fume cupboard

The aluminium construction enables the unit to be moved easily from room to room. Complete with water, gas, double socket, light and airflow control panel. The unit is RCD protected and complete with sliding sash. The multi-layered filter is designed to remove all fumes in the pre-16 education curriculum and has a life expectancy of 3-5 years.



Science • Preparation Rooms



Designed for the safe storage of your equipment and chemicals. We offer a wide range of practical solutions for science preparation rooms.



Preparation rooms

Preparation rooms are one of the most important areas within every science block. Required for the safe storage of science equipment, chemicals and preparing experiments.

From fixed cupboards and shelving to mobile tray trolleys and roller storage with worktop space, sinks and fume cupboards. We will create a preparation room to perfectly suit your needs.

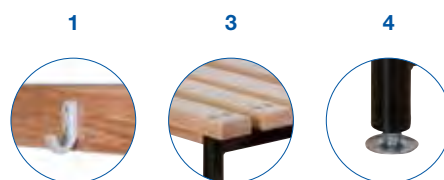
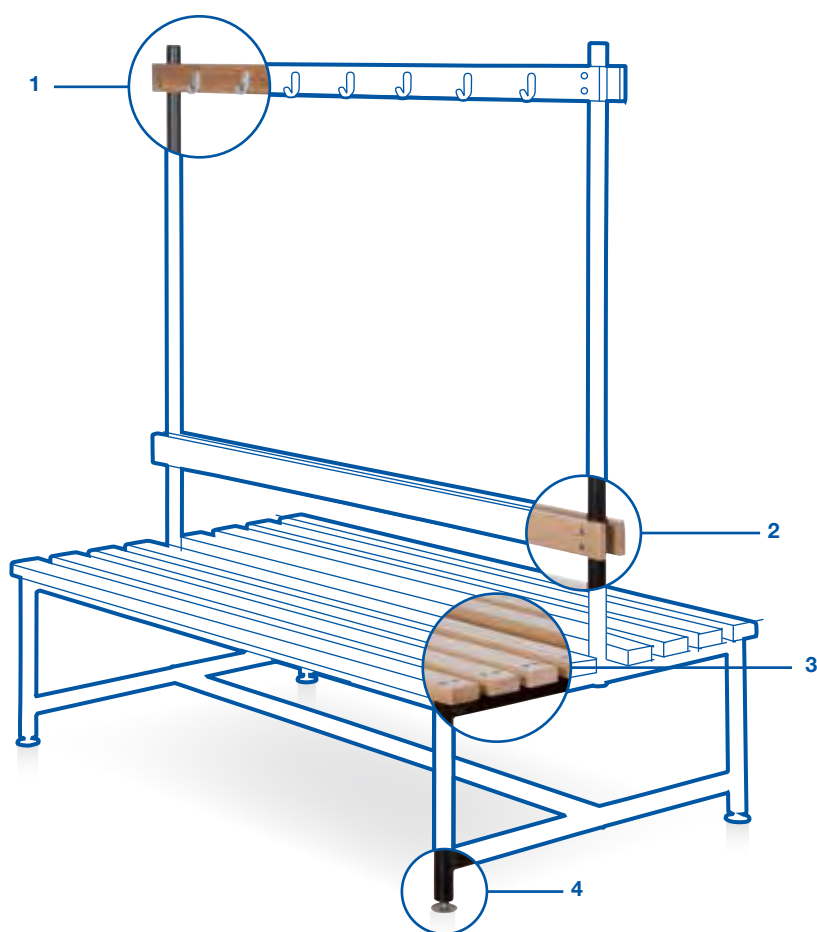


Specialist Areas

159
164



Specialist Areas • Bespoke Cloakroom



Bespoke

Experience tells us that standard cloakroom benching may not be the perfect solution in the space you have available, so we offer a bespoke service to ensure every inch of space is made to work.

Whether you have dedicated cloakroom and changing rooms or simply an area within your classroom or corridor, British Thornton have a product to suit – at any height or width.

We provide a design and planning service to help you make the most of your cloakroom. Call the enquiry line on 08705 329 201 for more information about how we can help you achieve a cloakroom or changing area that fulfils all of your requirements.

Features

1 Coat hooks

High quality plastic coated hooks available with and without top hooks. Specifically designed for use in education with no sharp edges.

2 Options

Back rests, overhead bag storage and under-shelf shoe storage can be added as required.

3 Slatted seat

The slatted seats can be manufactured from either solid wood (as shown) or solid grade laminate (see page 160 for details).

4 Levelling feet

All our benches are fitted with quality levelling feet to ensure stability.



Specialist Areas • Cloakroom



A. Island benching with overhead bag shelf

- Double sided freestanding bench

1500(H)mm (primary)

900(W)	12 hooks	VP1027	£375.90
1200(W)	18 hooks	VP1028	£396.50
1500(W)	24 hooks	VP1029	£406.80

1800(H)mm (secondary)

900(W)	12 hooks	VP1030	£381.00
1200(W)	18 hooks	VP1031	£401.65
1500(W)	24 hooks	VP1032	£411.95



B. Island benching

- Double sided freestanding bench

1500(H)mm (primary)

900(W)	12 hooks	VP1021	£293.50
1200(W)	18 hooks	VP1022	£303.80
1500(W)	24 hooks	VP1023	£325.45

1800(H)mm (secondary)

900(W)	12 hooks	VP1024	£298.65
1200(W)	18 hooks	VP1025	£308.95
1500(W)	24 hooks	VP1026	£329.55



C. Perimeter benching with overhead bag shelf

- Single sided wall benching

1500(H)mm (primary)

900(W)	6 hooks	VP1015	£272.90
1200(W)	9 hooks	VP1016	£283.20
1500(W)	12 hooks	VP1017	£303.80

1800(H)mm (secondary)

900(W)	6 hooks	VP1018	£278.00
1200(W)	9 hooks	VP1019	£288.35
1500(W)	12 hooks	VP1020	£308.95



D. Perimeter benching

- Single sided wall benching

1500(H)mm (primary)

900(W)	6 hooks	VP1009	£190.50
1200(W)	9 hooks	VP1010	£200.80
1500(W)	12 hooks	VP1011	£222.45

1800(H)mm (secondary)

900(W)	6 hooks	VP1012	£195.65
1200(W)	9 hooks	VP1013	£205.95
1500(W)	12 hooks	VP1014	£226.55



E. Basic bench

380(H)mm (primary)

900(W)	VP1000	£87.50
1200(W)	VP1001	£97.80
1500(W)	VP1002	£119.45

450(H)mm (secondary)

900(W)	VP1003	£92.65
1200(W)	VP1004	£102.95
1500(W)	VP1005	£123.55



F. Wall fixed cloak-rail

900(W)	6 hooks	VP1006	£36.00
1200(W)	9 hooks	VP1007	£38.65
1500(W)	12 hooks	VP1008	£41.15

Cloakroom

A comprehensive range of primary and secondary height cloakroom benching, designed to withstand the rigours of everyday use within a school changing facility.

Primary height

Seat height 380mm (overall 1500mm)

Secondary height

Seat height 450mm (overall 1800mm)

Perimeter benching and island benching is available with or without an overhead bag storage shelf. All benching comes complete with lugs that enable the benches to be fixed to the floor and back to the wall. Floor fixings are not provided.

Finishes



Solid Beech slatted seats

Frame

The fully welded under-frame is available in a choice of 3 colours;



Black/Light Grey/Silver

Don't forget to include your colour/finish choice when ordering.



Specialist Areas • Spur Shelving



A. 640mm deep shelf

- 18mm furniture board with impact-resistant ABS edges

700mm length (2 uprights)
1000mm length (3 uprights)
2000mm length (5 uprights)

SP60700
SP61000
SP62000



B. 300mm deep shelf

- 18mm furniture board with impact-resistant ABS edges

700mm length (2 uprights)
1000mm length (3 uprights)
2000mm length (5 uprights)

SP30700
SP31000
SP32000



C. Uprights and shelf brackets

- Uprights

1000mm high
1220mm high
1980mm high

1237
1239
1243

- Shelf brackets

270mm (300mm deep shelf)
610mm (640mm deep shelf)

1253
1261



D. Shelf ends for shelves

- To suit 700 x 300mm shelf only

Left hand 250mm
Right hand 250mm

1291
1293

Spur shelving

A stylish and flexible range of wall fixed adjustable shelving, suitable for a wide range of areas.

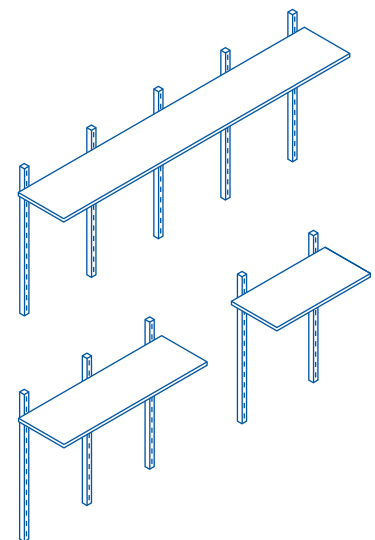
The shelves are manufactured from 18mm quality furniture board, with high-impact ABS edges for durability.

Lengths

Available in 3 lengths; 700mm, 1000mm or 2000mm.

Depths

Available in 2 depths; 300mm or 640mm.



Specialist Areas • Accessories



E. Plastic bin

- 15 Litre capacity
- 285mm diameter
- For general use

Grey

FZ0031

£6.99



F. Large bin

- 90 Litre capacity
- Complete with clipped lid, for neat storage
- Polypropylene base for added strength, especially in frozen conditions

Grey

FZ0032

£29.95



G. Clock

255mm diameter

- Includes 1 battery

Standard

Remote controlled

VP081

VP082

£19.95


£29.95



We can also supply the finishing touches you'd expect to have to source elsewhere such as clay storage, soap dispensers, litter bins and clocks; or more specialist fittings such as medical rooms and gymnasium equipment.



Specialist Areas • Installations



Total solutions

British Thornton promise to provide a total solution furniture package for your school environment. Whether your requirement is for our cloakroom benching, lockers, lighting, floor markings, blinds or retractable seating, our advice and expertise is available to you.

We have provided specialist furniture and equipment for;

- Sports halls
- Beauty salons
- SEN sensory rooms
- Performance halls including specialist lighting rigs
- Photographic dark rooms



Specifiers Guide

191
165






The pedestal system is the most economical and robust system for fitted furniture.

See pages 168-169 for full range of fitted units.

The unit supports the worktop



Moisture resistant plinth



The pedestal system

Manufactured to exacting specifications, this is a superb range offering you an extensive choice of colours and finishes.

Access to service voids is facilitated by removable backs to the units and removable panels.

All the units are supplied fully assembled, using glue and dowel construction, adjustable shelves on steel pins. Fully compliant with BS3202 Laboratory Furniture, test certificates for strength and stability to BS5873 (1998) Part 4 Level H as recommended by the DCSF.

Quality is paramount; the doors and drawer fronts are available in a choice of melamine and high pressure laminates, for more detailed colour information, see page 180. All doors and drawers can be fitted with removable barrel locks to differ or all to pass (individual to each cupboard or one key to fit all).

Carcase construction

18mm melamine faced MDF with 2mm ABS edges, in a choice of finishes;



Beech/Maple/Oak/Grey/White

Drawer & door fronts

Option 1:

Standard melamine door and drawer fronts with matching 2mm ABS edges in a choice of finishes;



Beech/Maple/Oak/Grey/White/Steel Blue/Burgundy/Denim/Pistachio

Option 2:

Optional high pressure laminate door and drawer fronts with grey 2mm ABS edges, in a choice of 4 finishes;



Grey/White/Blue/Rosso

Option 3:

Optional premium high pressure laminate door and drawer fronts with grey 2mm ABS edges, in a choice of finishes;



Lime/Orange/Fuchsia/Dark Cyan/Petrol Blue/Cool Blue/Purple/Yellow/

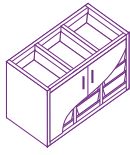


Specifiers Guide • Pedestal System

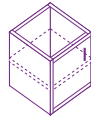
Junior & Infant Height - 440mm(H) unit gives bench height 550mm to 630mm



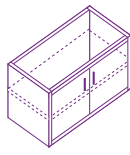
JUC10
SINGLE TRAY UNIT
350(W) x 475(D)
x 440mm(H)mm



JUC20
TRIPLE TRAY UNIT
1010(W) x 475(D)
x 440mm(H)mm



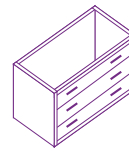
JUC50
SINGLE CUPBOARD
506(W) x 475(D)
x 440mm(H)mm



JUC60
DOUBLE CUPBOARD
1010(W) x 475(D)
x 440mm(H)mm



JUC350
SINGLE DRAWER UNIT
506(W) x 475(D)
x 440mm(H)mm

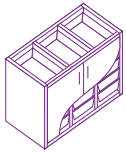


JUC360
3 DRAWER UNIT
1010(W) x 475(D)
x 440mm(H)mm

Classroom, Office & IT Height - 550mm(H) unit gives bench height 630mm to 750mm



LUC10
SINGLE TRAY UNIT
350(W) x 475(D)
x 550mm(H)mm



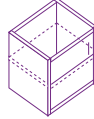
LUC20
TRIPLE TRAY UNIT
1010(W) x 475(D)
x 550mm(H)mm



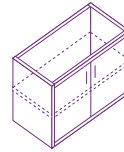
LUC50
SINGLE CUPBOARD
506(W) x 475(D)
x 550mm(H)mm



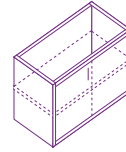
LUC51
SINGLE CUPBOARD
350(W) x 475(D)
x 550mm(H)mm



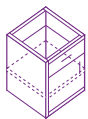
LUC52
SINGLE CUPBOARD
600(W) x 475(D)
x 550mm(H)mm



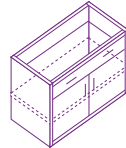
LUC60
DOUBLE CUPBOARD
1010(W) x 475(D)
x 550mm(H)mm



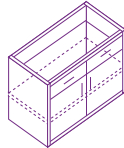
LUC70
CORNER CUPBOARD
1010(W) x 475(D)
x 550mm(H)mm



LUC310
SINGLE DRAWER
SINGLE CUPBOARD
506(W) x 475(D)
x 550mm(H)mm



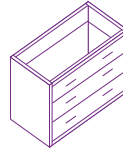
LUC320
DOUBLE CUPBOARD
SINGLE DRAWER
1010(W) x 475(D)
x 550mm(H)mm



LUC330
DOUBLE CUPBOARD
DOUBLE DRAWER
1010(W) x 475(D)
x 550mm(H)mm



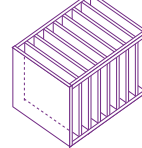
LUC350
SINGLE THREE
DRAWER UNIT
506(W) x 475(D)
x 550mm(H)mm



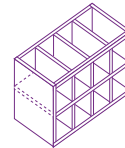
LUC360
DOUBLE THREE
DRAWER UNIT
1010(W) x 475(D)
x 550mm(H)mm



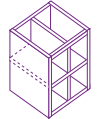
LUC400
SINGLE A3
PORTFOLIO UNIT
506(W) x 475(D)
x 550mm(H)mm



LUC401
DOUBLE A3
PORTFOLIO UNIT
1010(W) x 475(D)
x 550mm(H)mm

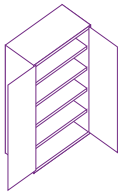


LUC410
DOUBLE PIGEON
HOLE UNIT
1010(W) x 475(D)
x 550mm(H)mm

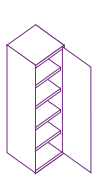


LUC411
SINGLE PIGEON
HOLE UNIT
506(W) x 475(D)
x 550mm(H)mm

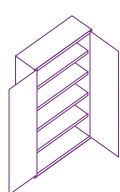
Tall Units - 1800mm(H)



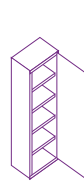
SUA20
DOUBLE STOCK
CUPBOARD
Adjustable shelves
1010(W) x 475(D)
x 1800mm(H)mm



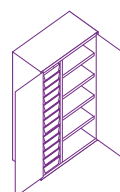
SUA21
SINGLE STOCK
CUPBOARD
Adjustable shelves
506(W) x 475(D)
x 1800mm(H)mm



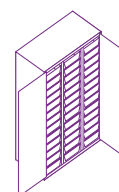
SUA22
DOUBLE NARROW
CUPBOARD
Adjustable shelves
1010(W) x 300(D)
x 1800mm(H)mm



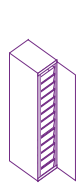
SUA23
SINGLE NARROW
CUPBOARD
Adjustable shelves
506(W) x 300(D)
x 1800mm(H)mm



SUA30
TRAY/ STORAGE
CUPBOARD
*Adjustable shelves
and trays*
1010(W) x 475(D)
x 1800mm(H)mm

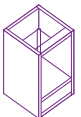


SUA32
TALL DOUBLE
TRAY CUPBOARD
Trays
1010(W) x 475(D)
x 1800mm(H)mm

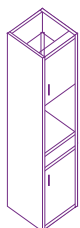


SUA31
TALL SINGLE TRAY
CUPBOARD
Trays
350(W) x 475(D)
x 1800mm(H)mm

Oven Housing

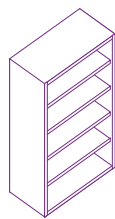


SUC600
OVEN HOUSING
600(W) x 475(D)
x 700mm(H)mm

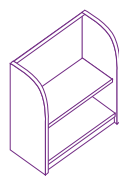


**SUC600, SUC52
& LUC52**
TALL OVEN HOUSING
600(W) x 475(D)
x 1950mm(H)mm

Bag Storage

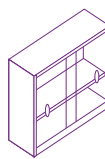


SSL27
TALL BAG
STORAGE UNIT
1010(W) x 600(D)
x 1800mm(H)mm

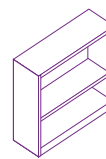


ESL124
LOW BAG
STORAGE UNIT
1010(W) x 500(D)
x 1000mm(H)mm

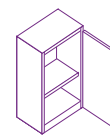
Wall Units



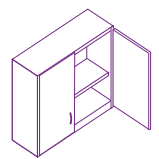
SUA60
DOUBLE WALL
UNIT GLASS
DOORS
1010(W) x 300(D)
x 700mm(H)mm



SUA70
DOUBLE WALL
UNIT, OPEN
1010(W) x 300(D)
x 700mm(H)mm



SUA50
SINGLE WALL
UNIT, SOLID
DOORS
506(W) x 300(D)
x 700mm(H)mm

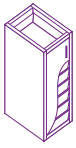


SUA40
DOUBLE WALL
UNIT, SOLID
DOORS
1010(W) x 300(D)
x 700mm(H)mm

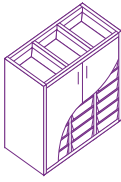


Specifiers Guide • Pedestal System

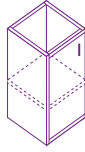
Technology & Science Height - 700mm(H) unit gives bench height 850mm to 920mm - cupboard line



SUC10
SINGLE TRAY UNIT
350(W) x 475(D)
x 700mm(H)mm



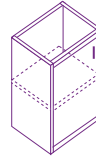
SUC20
TRIPLE TRAY UNIT
1010(W) x 475(D)
x 700mm(H)mm



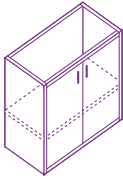
SUC50
SINGLE CUPBOARD
506(W) x 475(D)
x 700mm(H)mm



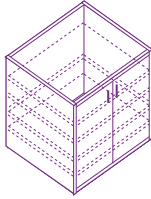
SUC51
SINGLE CUPBOARD
350(W) x 475(D)
x 700mm(H)mm



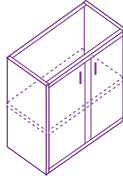
SUC52
SINGLE CUPBOARD
600(W) x 475(D)
x 700mm(H)mm



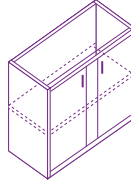
SUC60
DOUBLE CUPBOARD
1010(W) x 475(D)
x 700mm(H)mm



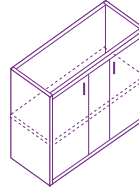
SUC61
A1 PAPER STORE
1010(W) x 700(D)
x 700mm(H)mm



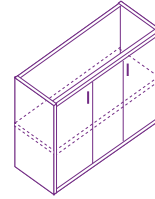
SUC62
DOUBLE CUPBOARD
1140(W) x 475(D)
x 700mm(H)mm



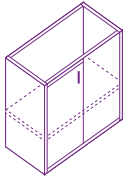
SUC63
DOUBLE CUPBOARD
1240(W) x 475(D)
x 700mm(H)mm



SUC64
DOUBLE CUPBOARD
1340(W) x 475(D)
x 700mm(H)mm

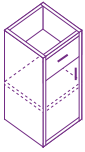


SUC65
DOUBLE CUPBOARD
1440(W) x 475(D)
x 700mm(H)mm

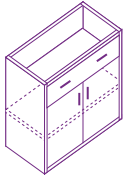


SUC70
CORNER UNIT
1010(W) x 475(D)
x 700mm(H)mm

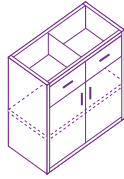
4 Drawer Line



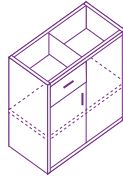
SUC410
SINGLE CUPBOARD
SINGLE DRAWER
506(W) x 475(D)
x 700mm(H)mm



SUC420
DOUBLE CUPBOARD
SINGLE DRAWER
1010(W) x 475(D)
x 700mm(H)mm



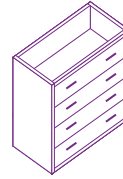
SUC430
DOUBLE CUPBOARD
DOUBLE DRAWER
1010(W) x 475(D)
x 700mm(H)mm



SUC440
CORNER UNIT
1010(W) x 475(D)
x 700mm(H)mm



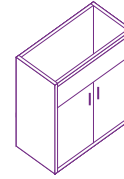
SUC450
SINGLE DRAWER
506(W) x 475(D)
x 700mm(H)mm



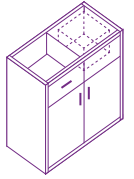
SUC460
DOUBLE DRAWER
1010(W) x 475(D)
x 700mm(H)mm



SUC470
FILE / DRAWER
506(W) x 475(D)
x 700mm(H)mm

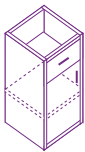


SUC480
SINK UNIT
1010(W) x 475(D)
x 700mm(H)mm




SUC490
SINK UNIT WITH
SINGLE DRAWER
1010(W) x 475(D)
x 700mm(H)mm

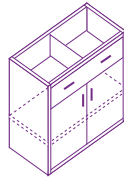
5 Drawer Line



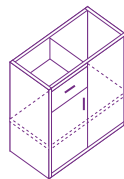
SUC510
SINGLE CUPBOARD
SINGLE DRAWER
506(W) x 475(D)
x 700mm(H)mm



SUC520
DOUBLE CUPBOARD
SINGLE DRAWER
1010(W) x 475(D)
x 700mm(H)mm



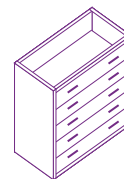
SUC530
DOUBLE CUPBOARD
DOUBLE DRAWER
1010(W) x 475(D)
x 700mm(H)mm



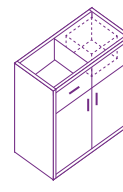
SUC540
CORNER UNIT
1010(W) x 475(D)
x 700mm(H)mm



SUC550
SINGLE DRAWER
506(W) x 475(D)
x 700mm(H)mm

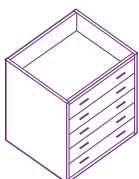


SUC560
DOUBLE DRAWER
1010(W) x 475(D)
x 700mm(H)mm

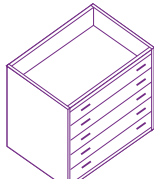


SUC590
SINK UNIT WITH
SINGLE DRAWER
1010(W) x 475(D)
x 700mm(H)mm

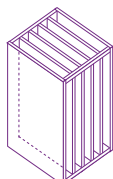
5 Drawer Line - Portfolio Storage & Pigeon Hole Units



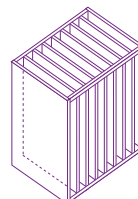
SUA561
A1 PLAN CHEST
1010(W) x 700(D)
x 700mm(H)mm



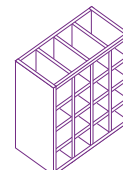
SUA562
A0 PLAN CHEST
1350(W) x 900(D)
x 700mm(H)mm



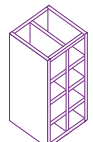
SUA82
A1 PORTFOLIO UNIT
506(W) x 700(D)
x 700mm(H)mm



SUA83
A1 PORTFOLIO UNIT
1010(W) x 700(D)
x 700mm(H)mm



SUA90
PIGEON HOLE UNIT
1010(W) x 700(D)
x 700mm(H)mm




SUA91
PIGEON HOLE UNIT
506(W) x 700(D)
x 700mm(H)mm





Specifiers Guide • Cantilever System

The cantilever system offers greater flexibility than the pedestal system and can be utilised with or without storage units. The under bench units can be mobile on castors or fixed semi-permanently into designated positions



The cantilever system

Access to the service void is via the removable panel attached to the back of the unit.

The units have height adjustable feet, concealed behind the plinth. The height adjustable feet enable the same unit to be specified for two worktop heights.

Manufactured to exacting specifications, this is a superb range offering you an extensive choice of colours and finishes.

Quality is paramount; the doors and drawer fronts are available in a choice of melamine and high pressure laminates, for more detailed colour information, see page 180. All doors and drawers can be fitted with removable barrel locks to differ or all to pass (individual to each cupboard or one key to fit all).

Carcase construction

18mm melamine faced MDF with 2mm ABS edges, in a choice of finishes;



Beech/Maple/Oak/Grey/White

Drawer & door fronts

Option 1:

Standard melamine door and drawer fronts with matching 2mm ABS edges in a choice of finishes;



Beech/Maple/Oak/Grey/White/Steel Blue/Burgundy/Denim/Pistachio

Option 2:

Optional high pressure laminate door and drawer fronts with grey 2mm ABS edges, in a choice of finishes;



Grey/White/Blue/Rosso

Option 3:

Optional premium high pressure laminate door and drawer fronts with grey 2mm ABS edges, in a choice of finishes;


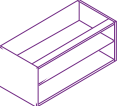
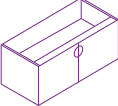



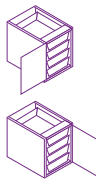
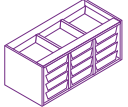


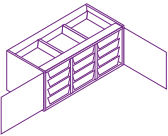
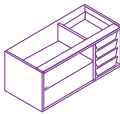
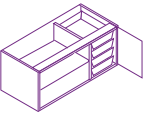
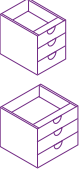
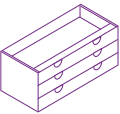
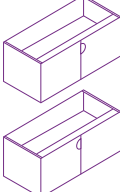

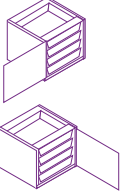
Lime/Orange/Fuchsia/Dark Cyan/Petrol Blue/Cool Blue/Purple/Yellow/




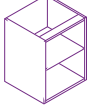
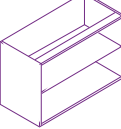
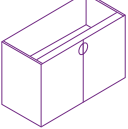
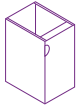
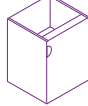
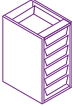
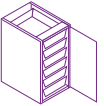
Specifiers Guide • Cantilever System

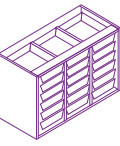
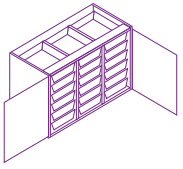
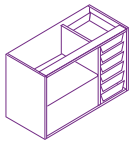
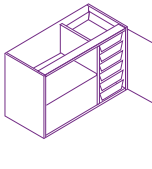
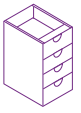

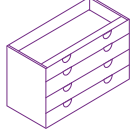
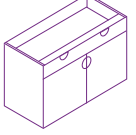
Junior & Infant Height - 440mm(H) unit gives bench height 600mm to 650mm

							
8100 OPEN SHELF UNIT 350(W) x 465(D)mm	8140 OPEN SHELF UNIT 1010(W) x 465(D)mm	8141 DOUBLE CUPBOARD 1010(W) x 465(D)mm	8102 SINGLE CUPBOARD R/H HINGE 350(W) x 465(D)mm	8122 SINGLE CUPBOARD R/H HINGE 512(W) x 465(D)mm	8104 4 TRAY UNIT 350(W) x 465(D)mm	8106 4 TRAY UNIT WITH DOOR R/H HINGE 350(W) x 465(D)mm	8144 12 TRAY UNIT 1010(W) x 465(D)mm
8120 OPEN SHELF UNIT 512(W) x 465(D)mm			8103 SINGLE CUPBOARD L/H HINGE 350(W) x 465(D)mm	8123 SINGLE CUPBOARD L/H HINGE 512(W) x 465(D)mm		8107 4 TRAY UNIT WITH DOOR L/H HINGE 350(W) x 465(D)mm	

							
8145 12 TRAY UNIT WITH DOORS 1010(W) x 465(D)mm	8148 4 TRAY & SHELF UNIT 1010(W) x 465(D)mm	8147 4 TRAY & SHELF UNIT WITH DOOR 1010(W) x 465(D)mm	8109 3 DRAWER UNIT 350(W) x 465(D)mm	8149 3 DRAWER UNIT 1010(W) x 465(D)mm	8154 CORNER CUPBOARD R/H HINGE 1010(W) x 465(D)mm	8124 A3 TRAY UNIT 507(W) x 465(D)mm	8126 A3 TRAY UNIT WITH DOOR R/H HINGE 507(W) x 465(D)mm
			8129 3 DRAWER UNIT 512(W) x 465(D)mm		8155 CORNER CUPBOARD L/H HINGE 1010(W) x 465(D)mm		8127 A3 TRAY UNIT WITH DOOR L/H HINGE 507(W) x 465(D)mm

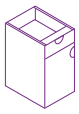
Classroom, Office & IT Height - 645 - 695mm(H) unit gives bench height 725mm to 775mm

							
8200 OPEN SHELF UNIT 350(W) x 465(D)mm	8220 OPEN SHELF UNIT 512(W) x 465(D)mm	8240 OPEN SHELF UNIT 1010(W) x 465(D)mm	8241 DOUBLE CUPBOARD 1010(W) x 465(D)mm	8202 SINGLE CUPBOARD R/H HINGE 350(W) x 465(D)mm	8222 SINGLE CUPBOARD R/H HINGE 512(W) x 465(D)mm	8204 6 TRAY UNIT 350(W) x 465(D)mm	8206 6 TRAY UNIT WITH DOOR R/H HINGE 350(W) x 465(D)mm
				8203 SINGLE CUPBOARD L/H HINGE 350(W) x 465(D)mm	8223 SINGLE CUPBOARD L/H HINGE 512(W) x 465(D)mm		8207 6 TRAY UNIT WITH DOOR L/H HINGE 350(W) x 465(D)mm

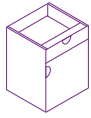
							
8244 18 TRAY UNIT 1010(W) x 465(D)mm	8245 18 TRAY UNIT WITH DOORS 1010(W) x 465(D)mm	8248 6 TRAY & SHELF UNIT 1010(W) x 465(D)mm	8247 6 TRAY & SHELF UNIT WITH DOOR 1010(W) x 465(D)mm	8209 4 DRAWER UNIT 350(W) x 465(D)mm	8229 4 DRAWER UNIT 512(W) x 465(D)mm	8249 4 DRAWER UNIT 1010(W) x 465(D)mm	8250 1 DRAWER / DOUBLE CUPBOARD 1010(W) x 465(D)mm



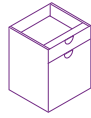
Specifiers Guide • Cantilever System



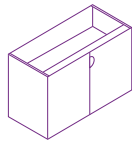
8211
1 DRAWER / SINGLE
CUPBOARD R/H HINGE
350(W) x 465(D)mm



8231
1 DRAWER / SINGLE
CUPBOARD R/H HINGE
512(W) x 465(D)mm



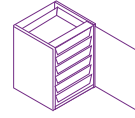
8233
1 DRAWER / FILING
CUPBOARD
520(W) x 465(D)mm



8254
CORNER CUPBOARD
R/H HINGE
1010(W) x 465(D)mm



8224
A3 TRAY UNIT
507(W) x 465(D)mm



8226
A3 TRAY UNIT WITH
DOOR R/H
507(W) x 465(D)mm

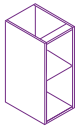
8212
1 DRAWER / SINGLE
CUPBOARD L/H HINGE
350(W) x 465(D)mm

8232
1 DRAWER / SINGLE
CUPBOARD L/H HINGE
512(W) x 465(D)mm

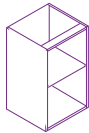
8255
CORNER CUPBOARD
L/H HINGE
1010(W) x 465(D)mm

8227
A3 TRAY UNIT WITH
DOOR L/R
507(W) x 465(D)mm

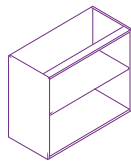
Technology & Science Height - 770 - 820mm(H) unit gives bench height 850mm to 900mm



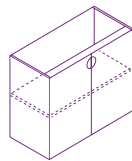
8300
OPEN SHELF UNIT
350(W) x 465(D)mm



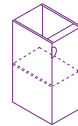
8320
OPEN SHELF UNIT
512(W) x 465(D)mm



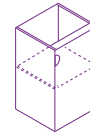
8340
OPEN SHELF UNIT
1010(W) x 465(D)mm



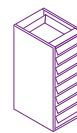
8341
DOUBLE CUPBOARD
1010(W) x 465(D)mm



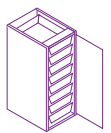
8302
SINGLE CUPBOARD
R/H HINGE
350(W) x 465(D)mm



8322
SINGLE CUPBOARD
R/H HINGE
512(W) x 465(D)mm



8304
8 TRAY UNIT
350(W) x 465(D)mm

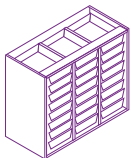


8306
8 TRAY UNIT WITH
DOOR R/H HINGE
350(W) x 465(D)mm

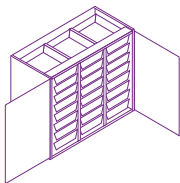
8303
SINGLE CUPBOARD
L/H HINGE
350(W) x 465(D)mm

8323
SINGLE CUPBOARD
L/H HINGE
512(W) x 465(D)mm

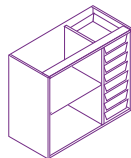
8307
8 TRAY UNIT WITH
DOOR L/H HINGE
350(W) x 465(D)mm



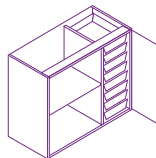
8344
24 TRAY UNIT
1010(W) x 465(D)mm



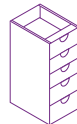
8345
24 TRAY UNIT WITH
DOORS
1010(W) x 465(D)mm



8348
8 TRAY & SHELF UNIT
1010(W) x 465(D)mm



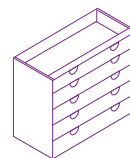
8347
8 TRAY & SHELF UNIT
WITH DOOR
1010(W) x 465(D)mm



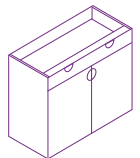
8309
5 DRAWER UNIT
350(W) x 465(D)mm



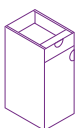
8329
5 DRAWER UNIT
512(W) x 465(D)mm



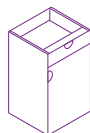
8349
5 DRAWER UNIT
1010(W) x 465(D)mm



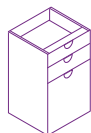
8350
1 DRAWER / DOUBLE
CUPBOARD
1010(W) x 465(D)mm



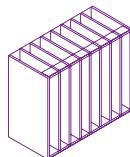
8311
1 DRAWER / SINGLE
CUPBOARD R/H HINGE
350(W) x 465(D)mm



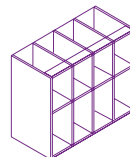
8331
1 DRAWER / SINGLE
CUPBOARD R/H HINGE
512(W) x 465(D)mm



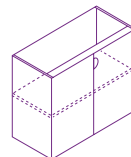
8333
2 DRAWER FILING
CUPBOARD
512(W) x 465(D)mm



8351
PIGEON HOLE
8 COMPARTMENT
1010(W) x 465(D)mm



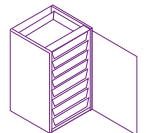
8352
A3 PORTFOLIO UNIT
8 COMPARTMENT
1010(W) x 465(D)mm



8354
CORNER CUPBOARD
R/H HINGE
1010(W) x 465(D)mm



8324
A3 TRAY UNIT
507(W) x 465(D)mm



8326
A3 TRAY UNIT WITH
DOOR R/H HINGE
507(W) x 465(D)mm

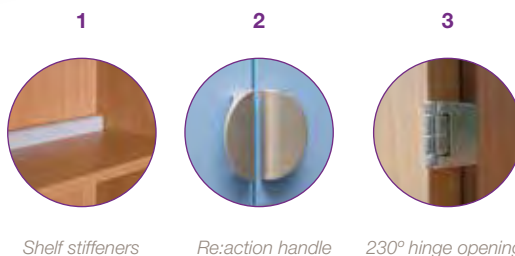
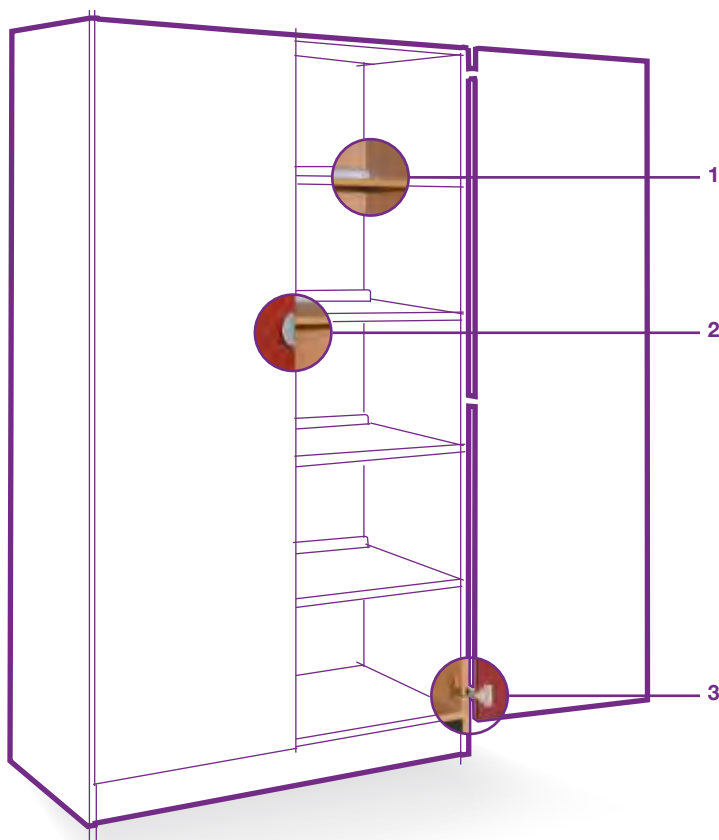
8312
1 DRAWER / SINGLE
CUPBOARD L/H HINGE
350(W) x 465(D)mm

8332
1 DRAWER / SINGLE
CUPBOARD L/H HINGE
512(W) x 465(D)mm

8355
CORNER CUPBOARD
L/H HINGE
1010(W) x 465(D)mm

8327
A3 TRAY UNIT WITH
DOOR L/H HINGE
507(W) x 465(D)mm





Freestanding and wall units

The freestanding and wall fixed units on this page are detailed to match the cantilever fixed and mobile units.

If locks are required on units with doors or drawers, simply add suffix 'L' to the catalogue reference code.

Choice of carcass finishes with optional coloured door and drawer fronts. Note the Grey carcass has a Grey Speckled top panel with Black ABS edges, all other carcasses are supplied with matching top panels and ABS edges.

- Vibrant tray colours
- Locking units available
- Doors open to 230°

Carcass construction

18mm melamine faced MDF with 2mm ABS edges, in a choice of finishes;



Beech/Maple/Oak/Grey/White

Drawer & door fronts

Option 1:

Standard melamine door and drawer fronts with matching 2mm ABS edges in a choice of finishes;



Beech/Maple/Oak/Grey/White/Steel Blue/Burgundy/Denim/Pistachio

Option 2:

Optional high pressure laminate door and drawer fronts with grey 2mm ABS edges, in a choice of finishes;



Grey/White/Blue/Rosso

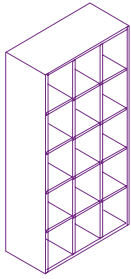
Option 3:

Optional premium high pressure laminate door and drawer fronts with grey 2mm ABS edges, in a choice of finishes;

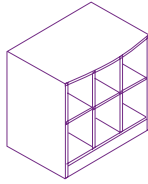


Lime/Orange/Fuchsia/Dark Cyan/Petrol Blue/Cool Blue/Purple/Yellow/

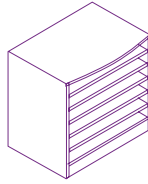
Bag and paper storage



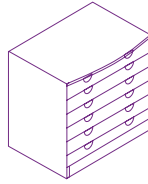
6830
TALL BAG STORAGE
1010(W) x 600(D)
x 1800(H)mm



6720F95
LOW BAG STORAGE
1010(W) x 700(D)
x 788(H)mm



6700F95
A1 PAPER 5 SHELVES
1010(W) x 700(D)
x 663(H)mm



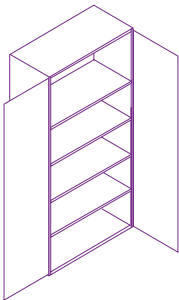
6702F95
A1 PAPER 6 SHELVES
1010(W) x 700(D)
x 788(H)mm

6710F95
A1 PLAN CHEST
5 DRAWERS
1010(W) x 700(D)
x 663(H)mm

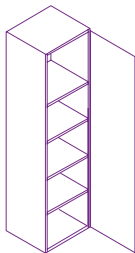
6712F95
A1 PLAN CHEST
6 DRAWERS
1010(W) x 700(D)
x 788(H)mm



Tall Freestanding Cupboard Units



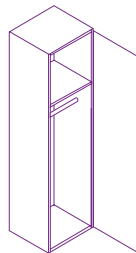
6820F95
DOUBLE STOCK
CUPBOARD
1010(W) x 465(D)
x 1800(H)mm



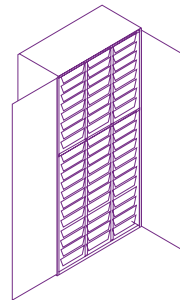
6801F95
SINGLE STOCK
CUPBOARD R/H HINGE
512(W) x 465(D)
x 1800(H)mm



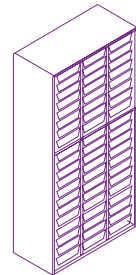
6823F95
DOUBLE WARDROBE
1010(W) x 465(D)
x 1800(H)mm



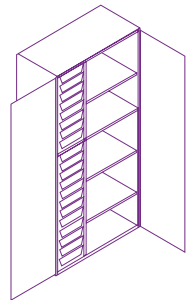
6804F95
SINGLE WARDROBE
R/H HINGE
512(W) x 465(D)
x 1800(H)mm



6827F95
TALL TRAY UNIT WITH
DOORS
1010(W) x 465(D)
x 1800(H)mm



6826F95
TALL TRAY UNIT OPEN
1010(W) x 465(D)
x 1800(H)mm

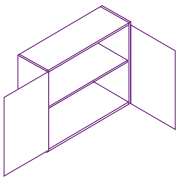


6828F95
TRAY SHELF UNIT
1010(W) x 465(D)
x 1800(H)mm

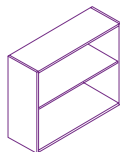
6802F95
SINGLE STOCK
CUPBOARD L/H HINGE
512(W) x 465(D)
x 1800(H)mm

6805F95
SINGLE WARDROBE
L/H HINGE
512(W) x 465(D)
x 1800(H)mm

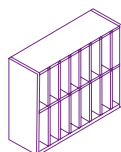
Wall Fixed Units Units



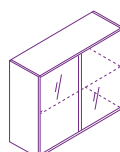
6411
DOUBLE WALL
CUPBOARD
1010(W) x 300(D)
x 648(H)mm



6410
DOUBLE OPEN WALL
UNIT
1010(W) x 300(D)
x 648(H)mm



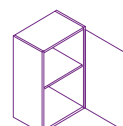
6418
PIGEON HOLES
1010(W) x 300(D)
x 648(H)mm



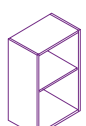
6412F95
WALL CUPBOARD
GLASS DOORS
1010(W) x 300(D)
x 648(H)mm



6405
SINGLE WALL
CUPBOARD L/H HINGE
512(W) x 300(D)
x 648(H)mm

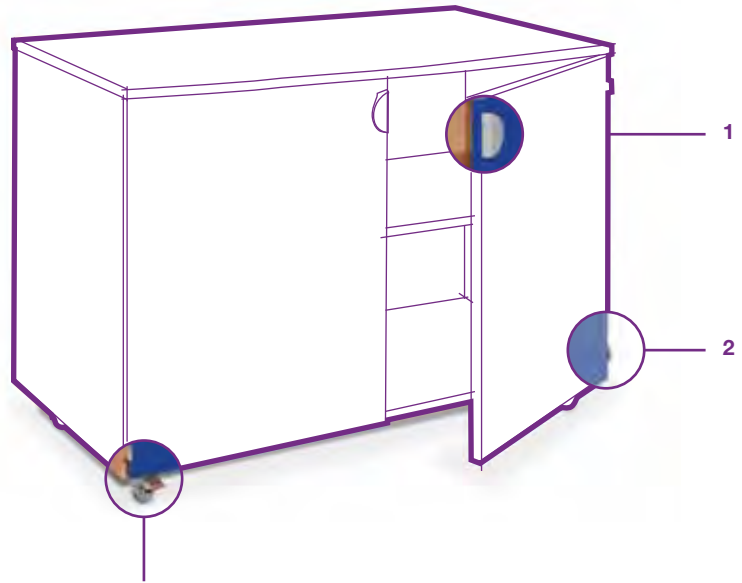


6404
SINGLE WALL
CUPBOARD R/H HINGE
512(W) x 300(D)
x 648(H)mm



6400
SINGLE OPEN WALL
UNIT
512(W) x 300(D)
x 648(H)mm

Specifiers Guide • Cantilever System



3

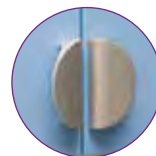
1

2

3



230° hinge opening



Re:action handle



Locking castors

Mobile storage

Designed to match with the cantilever fixed storage range on pages 170-173.

Using the mobile units under fixed benching increases flexibility in your classroom layout and reduces expensive on-site fixing charges. Storage can be taken where it is needed and room layouts can be easily reconfigured.

The mobile storage units feature a stylish curved top panel and are available in three different heights to suit a variety of uses.

511mm high mobile units position under 600-650mm high fixed benching. 636mm high mobile units position under 725-775mm high fixed benching. 761mm high mobile units position under 850-900mm high fixed benching.

Carcase construction

18mm melamine faced MDF with 2mm ABS edges, in a choice of finishes;



Beech/Maple/Oak/Grey/White

Drawer & door fronts

Option 1:

Standard melamine door and drawer fronts with matching 2mm ABS edges in a choice of finishes;



Beech/Maple/Oak/Grey/White/Steel Blue/Burgundy/Denim/Pistachio

Option 2:

Optional high pressure laminate door and drawer fronts with grey 2mm ABS edges, in a choice of finishes;



Grey/White/Blue/Rosso

Option 3:

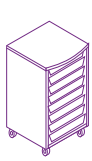
Optional premium high pressure laminate door and drawer fronts with grey 2mm ABS edges, in a choice of finishes;



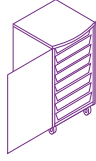
Lime/Orange/Fuchsia/Dark Cyan/Petrol Blue/Cool Blue/Purple/Yellow/



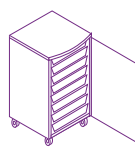
Mobile Storage



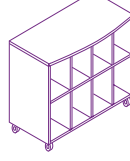
SINGLE A3 TRAY UNIT
507(W) x 500(D) mm
6124M
511(H) - 4 trays
6224M
636(H) - 6 trays
6324M
761(H) - 8 trays



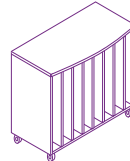
SINGLE A3 TRAY UNIT DOOR L/H HINGE
507(W) x 500(D) mm
6127M
511(H) - 4 trays
6227M
636(H) - 6 trays
6327M
761(H) - 8 trays



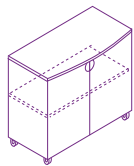
SINGLE A3 TRAY UNIT DOOR R/H HINGE
507(W) x 500(D) mm
6126M
511(H) - 4 trays
6226M
636(H) - 6 trays
6326M
761(H) - 8 trays



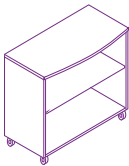
PIGEON HOLE UNIT
1010(W) x 500(D) mm
-
-
-
-
6351M
761(H)



A3 PORTFOLIO UNIT
1010(W) x 500(D) mm
-
-
-
-
6352M
761(H)



DOUBLE CUPBOARD
1010(W) x 500(D) mm
6141M
511(H)
6241M
636(H)
6341M
761(H)



OPEN SHELF
1010(W) x 500(D) mm
6140M
511(H)
6240M
636(H)
6340M
761(H)



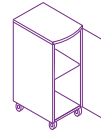
OPEN SHELF
350(W) x 500(D) mm
6100M
511(H)
6200M
636(H)
6300M
761(H)



OPEN SHELF
512(W) x 500(D) mm
6120M
511(H)
6220M
636(H)
6320M
761(H)



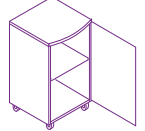
SINGLE CUPBOARD L/H HINGE
350(W) x 500(D) mm
6103M
511(H)
6203M
636(H)
6303M
761(H)



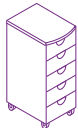
SINGLE CUPBOARD R/H HINGE
350(W) x 500(D) mm
6102M
511(H)
6202M
636(H)
6302M
761(H)



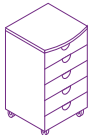
SINGLE CUPBOARD L/H HINGE
512(W) x 500(D) mm
6123M
511(H)
6223M
636(H)
6323M
761(H)



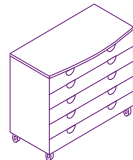
SINGLE CUPBOARD R/H HINGE
512(W) x 500(D) mm
61223M
511(H)
6222M
636(H)
6322M
761(H)



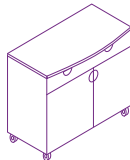
DRAWER UNIT
350(W) x 500(D) mm
6109M
511(H) (3 drawers)
6209M
636(H) (4 drawers)
6309M
761(H) (5 drawers)



DRAWER UNIT
512(W) x 500(D) mm
6129M
511(H) (3 drawers)
6229M
636(H) (4 drawers)
6329M
761(H) (5 drawers)



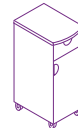
DRAWER UNIT
1010(W) x 500(D) mm
6149M
511(H) (3 drawers)
6249M
636(H) (4 drawers)
6349M
761(H) (5 drawers)



DRAWER / CUPBOARD
1010(W) x 500(D) mm
-
-
6250M
636(H) (1 drawer)
6350M
761(H) (1 drawer)



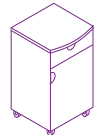
DRAWER / CUPBOARD L/H HINGE
350(W) x 500(D) mm
-
-
6212M
636(H) (1 drawer)
6312M
761(H) (1 drawer)



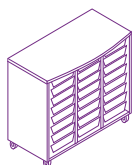
DRAWER / CUPBOARD R/H HINGE
350(W) x 500(D) mm
-
-
6211M
636(H) (1 drawer)
6311M
761(H) (1 drawer)



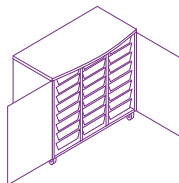
DRAWER / CUPBOARD L/H HINGE
512(W) x 500(D) mm
-
-
6232M
636(H) (1 drawer)
6332M
761(H) (1 drawer)



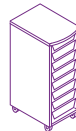
DRAWER / CUPBOARD R/H HINGE
512(W) x 500(D) mm
-
-
6231M
636(H) (1 drawer)
6331M
761(H) (1 drawer)



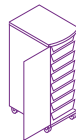
TRIPLE TRAY UNIT
1010(W) x 500(D) mm
6144M
511(H) - 12 trays
6244M
636(H) - 18 trays
6344M
761(H) - 24 trays



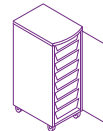
TRIPLE TRAY UNIT WITH DOORS
1010(W) x 500(D) mm
6145M
511(H) - 12 trays
6245M
636(H) - 18 trays
6345M
761(H) - 24 trays



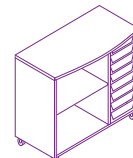
SINGLE TRAY UNIT
350(W) x 500(D) mm
6104M
511(H) - 4 trays
6204M
636(H) - 6 trays
6304M
761(H) - 8 trays



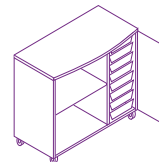
SINGLE TRAY UNIT WITH DOOR L/H HINGE
350(W) x 500(D) mm
6107M
511(H) - 4 trays
6207M
636(H) - 6 trays
6307M
761(H) - 8 trays



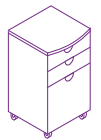
SINGLE TRAY UNIT WITH DOOR R/H /HINGE
350(W) x 500(D) mm
6106M
511(H) - 4 trays
6206M
636(H) - 6 trays
6306M
761(H) - 8 trays




TRAY / SHELF UNIT
1010(W) x 500(D) mm
6148M
511(H) - 4 trays
6248M
636(H) - 6 trays
6348M
761(H) - 8 trays



TRAY / SHELF UNIT WITH DOOR
1010(W) x 500(D) mm
6147M
511(H) - 4 trays
6247M
636(H) - 6 trays
6347M
761(H) - 8 trays



DRAWER / FILING DRAWER
512(W) x 500(D) mm
-
-
6222M
636(H) (1 top drawer)
6322M
761(H) (2 top drawers)



A. Hot and cold water mixer tap

- With swivel swanneck and wrist action handles, with aerator nozzle
- 240mm distance from worktop to underside of nozzle

B. Moveable, emergency spray, deck-mounting, single head tap

- With swivel swanneck and handwheels with aerator nozzle
- 240mm distance from worktop to underside of nozzle

C. Hot and cold water mixer tap

- Two way cold water bib tap with fixed, serrated nozzle
- 200mm distance from worktop to underside of nozzle

E. Single, cold water bib tap

- With fixed, serrated nozzle
- 200mm distance from worktop to underside of nozzle

Single, hot water bib tap

- With fixed, serrated nozzle
- 200mm distance from worktop to underside of nozzle

F. Single, hot water fixed swan neck tap

- With fixed, serrated nozzle
- 200mm distance from worktop to underside of nozzle

G. Single, cold water fixed swan neck tap

- With fixed, serrated nozzle
- 200mm distance from worktop to underside of nozzle

H. Stainless steel sinks

- Inset stainless steel in two grades; 316 quality (acid resistant) and 304 quality
- Sizes are the external dimensions of the sink
- We would recommend that all taps to stainless steel sinks are connected via copper pipework, rather than flexi connections

304 quality sinks

- Single bowl (no drainer)
540 x 394 x 178mm deep

- Single bowl, single drainer
950 x 508mm

right hand bowl / left hand bowl

316 quality sinks (science areas)

- Single bowl, single drainer
965 x 525mm

right hand bowl / left hand bowl

- Single bowl, double drainer
1376 x 525mm deep
single bowl, 470 x 394 x 178mm



Specifiers Guide • Taps, Sinks & Electrical Supplies



We offer a comprehensive range of taps, sinks and electrical supplies, so you can create a bespoke environment that meets all your requirements



K

L

M



N

O

P

I. Ceramic sinks

- Suspended below the work-surface
Ceramic traditional laboratory sinks (white only)
Sizes are the external dimensions of the sink (wall thickness 30mm)

305 X 305 x 180mm deep
430 x 330 x 190mm deep
610 x 455 x 255mm deep

J. Cast epoxy modern chemical resistant sinks

- Sizes are the external dimensions of the sink

610 X 460 x 203mm deep grey only
406 x 305 x 203mm deep grey only
229 x 152 x 152mm deep grey only

K. Bench mounted, push turn, gas taps

Two way, 90 degree (shown)

L. Four way, bench mounted, drop lever, gas tap

M. Two way, 90 degree, bench mounted, drop lever, gas tap

Bench mounted, electrical housing boxes

- Moulded steel bench mounted electrical housing boxes
- Face plate not included
- A range of plastic boxes is available upon request


N. Single sided, single outlet box

O. Single sided, double outlet box

P. Double sided, double outlet box



Specifiers Guide • Customising



High pressure laminate

Ideal for IT, office or classroom use, due to its durability and cost effectiveness.

- Impact-resistant ABS edges
- Heat resistant
- Scratch and impact resistant
- Can be used in areas where low levels of chemical resistance are required

We would recommend that solid grade laminates or Velstone is specified for areas where sinks have a heavy use or high chemical resistance is required.

Available a choice of finishes;



Beech/Maple/Oak/Grey/Grey Dot/White



Solid grade laminate

Specifically developed for use in science areas. The core of solid grade laminate is black and the surface can be moulded for drainage grooves.

- Chemical resistance - good resistance against low concentration chemicals
- High scratch resistance
- Easily maintained
- Surface moulded - for drainage grooves
- Safe fire behaviour - heat resistant and only ignitable at relatively high temperatures
- Environmental considerations - certified according to ISO 14001

Available a choice of finishes;



Grey/White/Sand/Grey Speckle/White Speckle/Green Speckle/Blue Speckle/Beige Speckle



Top slab

Self supporting flat panel with an integrated, decorative urethane-acrylic surface and a cellulose fibre reinforced phenolic core. This durable material is perfect for laboratory worktops.

- High chemical resistance - high resistance against a large number of aggressive chemicals, due to a unique, patented, electron beam curing process
- Non-porous - spills or stains will not be absorbed
- Easy to clean
- Inconspicuous joints
- Surface moulded - for drainage grooves
- Environmental considerations - the manufacturer uses a method for converting softwood from certified forests into an environmentally sound worktop solution

Available a choice of finishes;



Pastel Grey/White/Glacier Blue/Pastel Grey and Silver/Mystic White and Blue



Velstone

Affordable, solid surface, worktop 25mm thick

- Non-porous - spills or stains will not be absorbed
- Seamless joints - does not allow accumulation of dirt at joints, allowing one continuous surface
- Easy care and maintenance - most stains can be wiped clean. Minor surface damage or scratches can be removed with a scouring pad
- Repairable - accidental damage, in most cases, is repairable by qualified tradesman
- Certificate of merit from Royal Institute of Health and Hygiene
- Fire ratings - BS476 part 6 class 0, BS476 part 7 class 1
- 10 Year limited warranty

Available a choice of finishes;



Silver Dust/Silver Ash/Pack Ice/Soft White



Corian

Corian by dupont, with 13mm thick surface and edges. Corian offers a wide range of colours and moulded sink sizes

- Solid - colours and patterns run through the entire thickness of the material and cannot wear away
- High chemical resistance
- Easily maintained
- Repairable - Corian surfaces are renewable, meaning that they can be fully restored with an ordinary, non-abrasive scouring pad. Damage by abuse can usually be repaired
- Eco-compatible - due to reparability and durability
- Inconspicuous joints
- Non-porous
- Marks and graffiti can be removed
- Moulded sinks
- 10 Year warranty

Wide range of colours available on request



Carcass

Constructed from 18mm melamine faced MDF, with matching ABS edges. All units supplied fully assembled, using glue and dowel construction, adjustable shelves on steel pins and removable backs for access to service ducts. Available in a choice of finishes;



Beech/Maple/Oak/Grey/White

Plinth

15mm moisture resistant, black melamine faced MDF, with external seen corners finished in black PVC.

Metalwork

All metalwork is finished in an epoxy powder coating and is available in a choice of finishes;



Black/Dark Grey/Light Grey/Silver/White
Other colours are available on request



Specifiers Guide • Customising



Drawer and door fronts

Option 1:

Standard melamine door and drawer fronts with matching 2mm ABS edges in a choice of finishes;



Beech/Maple/Oak/Grey/White/Steel Blue/Burgundy/Denim/Pistachio

Option 2:

Optional high pressure laminate door and drawer fronts with grey 2mm ABS edges, in a choice of finishes;



Grey/White/Blue/Rosso

Option 3:

Optional premium high pressure laminate door and drawer fronts with grey 2mm ABS edges, in a choice of finishes;



Lime/Orange/Fuchsia/Dark Cyan/Petrol Blue/Cool Blue/Purple/Yellow/




The thornton handle

High quality steel, matt chrome handles* are supplied as standard (see above). The below handles are available at no extra cost;



Thornton handle/black bow/aluminium 'D'

* Please note all handle colours need to contrast with door or drawer front finish for ease of visibility.



Exclusive re:action handle

To be used only with the cantilever system, this unique handle design offers a modern look and feel. Manufactured from zinc alloy and finished in an epoxy powder coating. Available in the following colours*;



Black/Dark Grey/Light Grey/Silver/Blue/Cool Blue/Burgundy/Red/Orange/Yellow/Lime

More colours available on request

* Please note all handle colours need to contrast with door or drawer front finish for ease of visibility.



Trays

Gratnells trays are reinforced polypropylene trays. Weight capacity 5kg in each tray.



Blue/Cool Blue/Purple/Red/Orange/Pink/Yellow/Green/Lime/Grey/Frost/Blueberry Jelly/Grape Jelly/Kiwi Jelly/Lemon Jelly

For other tray sizes and colours see page 182.



Door and drawer locks

The chrome nozzle locks, feature a removable barrel and are available on request; to be suited as required, and mastered. The removable barrel allows the lock to be changed simply and easily, if the keys are lost or a change of lock is required.

Drawer runners

Drawers are steel, epoxy coated. Drawer slides on roller runners with a 15mm laminate faced base and rear upstand. A very smooth and robust drawer system.



Safe hard wearing hinges

Unique to British Thornton; our hinge is designed specifically to meet the demands of the educational furniture market. Trap points have been eliminated whilst improving the overall strength of the hinge.

The exposed, knuckle hinges, with integral closure, give a full 230° opening; vastly improving the durability and longevity of the door. Crucifix plates, to the carcass, give much greater hold.



Colour Options • Trays, Fabric, Carcase & Metalwork


Trays



Shallow – 75mm(D)



Deep – 150mm(D)



Jumbo – 300mm(D)



Extra Deep – 225mm(D)



Blue/Cool Blue/Purple/Red/Orange/Pink/Yellow/Green/Lime/Grey/Frost/Blueberry Jelly
Grape Jelly/Kiwi Jelly/Lemon Jelly



Blue/Red/Yellow/Green/Blueberry Jelly
Grape Jelly/Kiwi Jelly/Lemon Jelly
Extra deep trays available in 8 colours shown

Fabric options

Mainline Plus

Composition
67% Wool, 33% FR Viscose Blend
Fire Retardancy
BSEN 1021-1:2006 (cigarette)
BSEN 1021-2:2006 (match)
BSEN 7176:2007 Low Hazard
BSEN 7176:2007 Medium Hazard
BS 5852 Section 4 Ignition source 5
Abrasion Resistance Tested in accordance
with BS2543 1995/2004
75,000 Martindale cycles.

Omega Plus

Composition
100% Polyester Non metallic dyestuffs
Fire Retardancy
BSEN 1021-1:2006 (cigarette)
BSEN 1021-2:2006 (match)
BSEN 7176:2007 Low Hazard
BSEN 7176:2007 Medium Hazard
BS 5852 Section 4 Ignition source 5
Abrasion Resistance Tested in accordance
with BS2543 1995/2004
100,000 Martindale cycles.
Recyclable

Blazer


Composition
100% Virgin Wool
Abrasion Resistance
50,000 Martindale cycles.
Flammability
BS EN 1021-1&2 Cigarette & Match
BS 7176 Low Hazard
BS 7176 Medium Hazard Crib 5 when FR treated. Please
specify when ordering.
UNI 9175 Classe 1

Mainline Plus - for durability

Omega Plus - stretchable fabric with a soft texture



Vinyl - tough and easy to clean




Blazer - luxurious wool



Pedestal and Cantilever Systems

Carcase (matching ABS edges)

Metalwork




Colour Options • Fronts & Worktops

Option 1 - standard fronts (matching ABS edges)




Option 2 - laminate fronts (grey ABS edges)



Option 3 - premium laminate fronts (grey ABS edges)




High Pressure Laminate Worktops




Solid Grade Laminate Worktops




Toplab Worktops



Velstone Worktops





British Thornton ESF Ltd.,
Prospect Works, South Street,
Keighley, West Yorkshire,
BD21 5AA

Tel: 08705 329 201
Fax: 01535 680 226
Email: sales@british-thornton.co.uk
Web: www.british-thornton.co.uk