

UNIVERSAL QD PRIMER-SEALER

ALLOWS PRIMING AND TOPCOATING IN ONE DAY

FOR PRIMING WEATHERED SINGLE-PLY MEMBRANES INCLUDING PVC, HYPALON, TPO ROOF MEMBRANES AND PLASTISOL COATED SUBSTRATES.*

PERFORMANCE ADVANTAGES

- > Easy to use
- > Quick Drying
- > Gives Maximum surface adhesion to Single-Ply Membranes

**It is recommended that a site specific adhesion test be carried out prior to commencing work*

USES

- > Can be brush or roller applied.
- > Ready for use on weathered Single-Ply membranes including PVC*, HYPALON*, TPO ROOF MEMBRANES* and PLASTISOL COATED SUBSTRATES*.

*Adhesion/pull off test required.

DO NOT USE ON NEW BITUMINOUS PRIMERS/COATINGS OR SURFACES.

- > Not for use on Walkways, Balconies, tanking, fish and aquatic ponds, new lead, Single Ply Membranes - Plasticised PVC (Plastisol) gutters, slate or internal use.
- > Cannot be used as a topcoat

COLOUR RANGE

- > Amber-brown.

PACK SIZE

- > 5L Metal Rectangular Containers.



PREPARATION OF SUBSTRATE

- > Substrates must be dry, clean and free from Loose Particles, fungal growth, oil, grease and other contaminants that may effect the adhesion.

CLEANING OF SUBSTRATE

- > Clean the surface with a powerwash of up to 2,000 psi, depending on the substrate.
- > If needed clean the area with Britannia Fungicidal Wash. This eliminates all moss/algae. The wash must be applied and left on the substrate for 7 days, then washed off prior to the application.
- > The substrate must be dried off using squeegees/rags. Gas guns should not be used.
- > Once the substrate is clean and dry you can then begin the application.

REPAIRS TO SUBSTRATE

Including splits, cracks, joints, seals and crazed areas.

- > Repair faults in the surface by using a high quality waterproof mastic/filler.
- > Apply Universal QD Primer-Sealer followed by the waterproofing system to repaired areas incorporating Britannia Reinforcing Scrim overlapping by 5cm.

PRIMING OF SUBSTRATE

FOR PVC*, HYPALON*, TPO SINGLE PLY MEMBRANES* AND PLASTISOL COATED SUBSTRATES*.

***IT IS GOOD PRACTICE TO INSPECT AND CARRY OUT ADHESION TESTS ON ANY EXISTING COATING OR AGED SINGLE PLY SUBSTRATE PRIOR TO APPLICATION OF THE COATING.**

FOLLOW THE PULL /ADHESION TEST PROCEDURE TO ACCESS SUITABILITY OF THE SYSTEM.

APPLICATION OF PRIMER

- > **DO NOT THIN**
- > **Stir well before use as separation could occur.**

To the dry and cleaned surface, apply a generous coat of Britannia Universal QD Primer-Sealer by brush or roller at the specified spreading rate as stated under the heading.

- > **The substrate and ambient temperature for the application of the system must be between 2°C and 35°C.**

DO NOT APPLY to frozen or damp surfaces.
DO NOT APPLY in hot direct sunlight or coating may skin.

Work away from the area immediately being applied and toward a suitable escape access. Do not walk on newly coated surface whilst application is in progress.

- > After Application the substrate should have a slight glaze.

TYPICAL SPREADING RATES

Maximum Primer lt/m²

ALL AGED SINGLE PLYS up to 0.1lt/m²
(equivalent to 10 m²/lt)

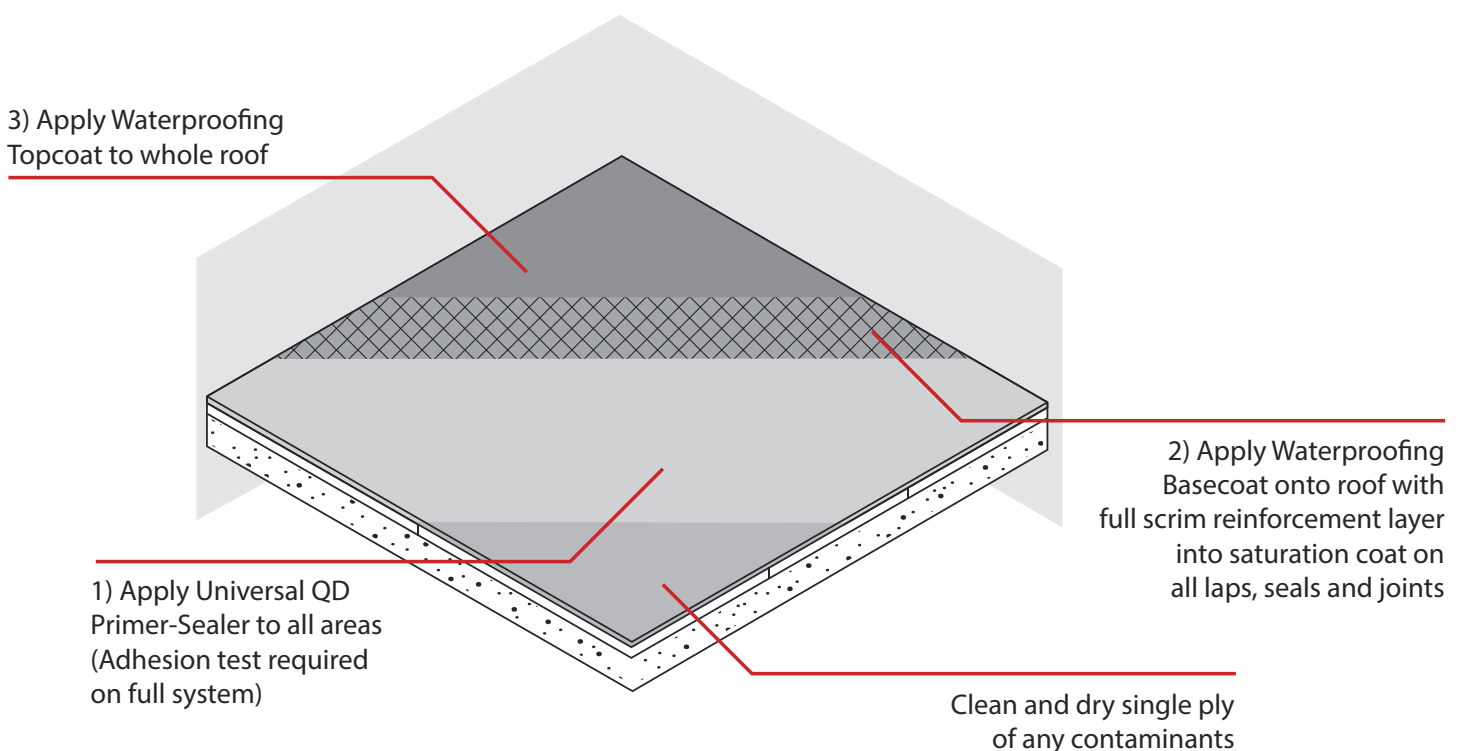
DRYING TIME

Britannia Universal QD Sealer-Primer will be dry under normal conditions in 2-4 hrs depending on humidity and temperature and can be overcoated when dry.

WATER REPELLENCY

- > Rainfall immediately after application has no adverse effect.

UNIVERSAL QD PRIMER-SEALER OVER WEATHERED SINGLE-PLY MEMBRANES



FOR WEATHERED SINGLE PLY MEMBRANES (NOT EPDM)

On-site peel adhesion tests should be carried out to determine whether good adhesion can be achieved and to ascertain substrate preparation and priming methods. This is typically done by setting out 6 inch x 6 inch patches of reinforcing scrim to allow a 'pull test'.

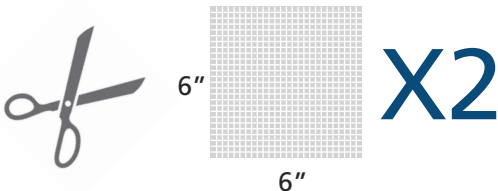
Items needed to carry out the test

- > Universal QD Primer-Sealer
- > Waterproofing Basecoat (Part of the System)
- > 2 pieces of Britannia Reinforcing Scrim
- > Paint Brush
- > Painters Tape
- > Permanent Marker

FOLLOW THESE INSTRUCTIONS CAREFULLY


Step 1

Cut two squares of Britannia Reinforcing Scrim, each 6 inches x 6 inches.



Step 2


Clean two areas of roof, each approximately 12 inches x 12 inches. In the middle of each area mask off two squares, each approximately 8 inches x 8 inches. Then use marker on the painter's tape to label each square as shown.



Universal QD Primer-Sealer for single-ply membranes

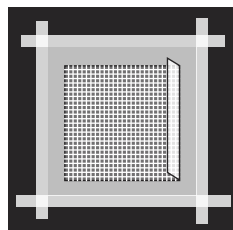
Step 3

Apply one coat of Universal QD Primer-Sealer and allow to dry.



Step 4

Apply to primed square one coat of waterproofing basecoat and then embed the Britannia Reinforcing Scrim. Before embedding, fold back 1 inch of the scrim and leave completely dry.



Step 5

Allow all sample areas to dry for 24 hours.



Step 6

Mark each folded back piece of scrim with its square number.



Step 7

Allow to dry for a further 6 days.



Step 8

After 6 days grasp each 1 inch area of untreated scrim and pull back.

Observations and conclusions

Inspect each piece of scrim and determine how difficult each was to remove (comparing the two with each other in the case of single ply surfaces). Also inspect the sample area and backs of the pieces of scrim. A destructible bond is the ideal condition – where some of the Universal QD Primer-Sealer is left on the roof and some of it is on the back of the scrim.

It is the users responsibility to ensure that the data sheet for each product is current prior to starting the test.

IMPORTANT: PLEASE ENSURE THAT RAIN IS NOT FORECAST DURING THE TEST PERIOD

Britannia Paints Limited
Unit 7 and 8 King Street Trading Estate,
Middlewich, Cheshire CW12 9LF
T: 01606 834015 / F: 01606 837006

E: sales@britanniapaints.co.uk / www.britanniapaints.co.uk

IMPORTANT

- > Britannia Universal QD Primer-Sealer is not recommended for the treatment of fish or aquatic ponds or internal use.
- > Air conditioning vents should be sealed for a minimum of 24 hours during and after the application.
- > **MINIMUM FINISHED FALL:** when using this product it is important that a minimum finished fall of 1:80 is achieved, as stated in BS 6229.2003 (Code of Practice for the application of Liquid Applied Waterproofing Systems to flat roofs with continuously supported coverings).

CLEANING

For cleaning equipment use Special Solvent.

SHELF LIFE

- > Up to 2 years if stored correctly in an unopened container.

PRECAUTIONS

- > **Flammable** keep away from sources of ignition.
- > Ensure good ventilation during application.
- > Wear gloves, goggles and suitable protective clothing.
- > In case of contact with eyes rinse immediately with plenty of water and seek medical advice.
- > Remove splashes from the skin with a recognised hand cleaner or plenty of soap and water.
- > Keep out of reach of children.
- > Do not use near fishponds.
- > Toxic to aquatic organisms. May cause long term adverse effects in the aquatic environments.
- > Do not empty into drains.

SAFETY

Good working practice should be followed and safety/walking boards should be utilised where required.

VALUE BASE

All technical data stated in this Product Data Sheet are based on laboratory tests.
Actual measured data may vary due to circumstances beyond our control.

HEALTH AND SAFETY INFORMATION

For information and advice on the safe handling, storage and disposal of chemical products, please refer to the most recent Material Safety data sheet.

DISCLAIMER

The information, and, in particular, the recommendations relating to the application and end-use of Britannia's products, are given in good faith based on Britannia's current knowledge and experience of the products when properly stored, handled and applied under normal conditions in accordance with Britannia's recommendations.

In practice, the differences in materials, substrates and actual site conditions are such that no warranty in respect of merchantability or of fitness for a particular purpose, nor any liability arising out of any legal relationship whatsoever, can be inferred either from this information, or from any written recommendations, or from any other advice offered. The user of the product must test the product's suitability for the intended application and purpose. Britannia reserves the right to change the properties of its products. The proprietary rights of third parties must be observed. All orders are accepted subject to our current terms of sale and delivery. Users must always refer to the most recent issue of the local Product Data.

FURTHER INFORMATION

There is a Code of practice from LRWA-“Specification and use of Liquid Applied Waterproofing Systems” on www.lrwa.org.uk which can be consulted for general advice.

If in doubt regarding any of the above points, please contact our technical services department for advice.

A Material Safety Data Sheet is available on request.

It is the users responsibility to ensure that this data sheet is current prior to using the product.



Certificate Number 8516
ISO 9001



Contact Details: Unit 7/8 King Street Trading Estate, Middlewich, Cheshire CW10 9LF
T: 01606 834015 F: 01606 837006 E: sales@britanniapaints.co.uk www.britanniapaints.co.uk