

Patio Pack Patterns Quartz

Pack Quantities :-

Q - 16 No. 600x400mm

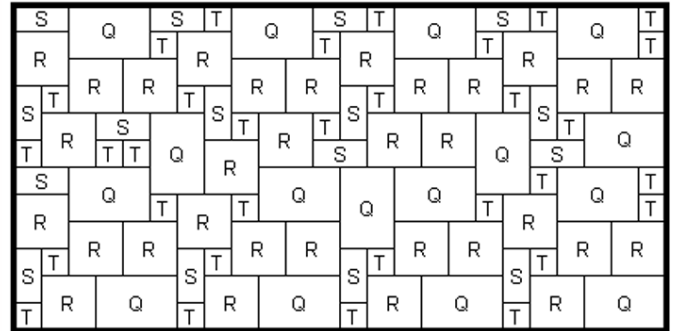
R - 32 No. 400x400mm

S - 16 No. 400x200mm

T - 32 No. 200x200mm

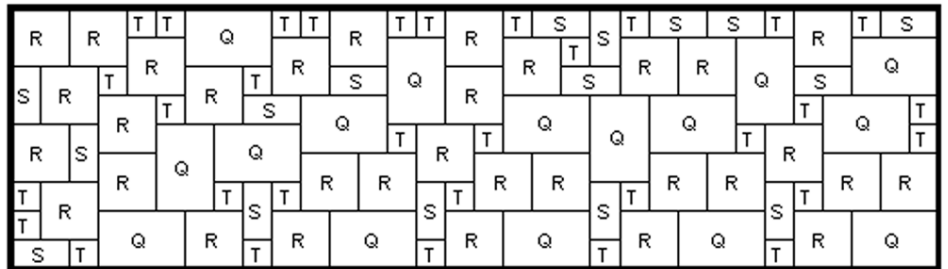
All dimensions are approximate.

Dimensions - 4.91m x 2.48m
(includes a nominal 10mm joint width)



Pattern Area = 12.17sq.m.


Dimensions - 6.58m x 1.85m (includes a nominal 10mm joint width)



Pattern Area = 12.17sq.m.

Dimensions - 3.89m x 3.09m

(includes a nominal 10mm joint width)

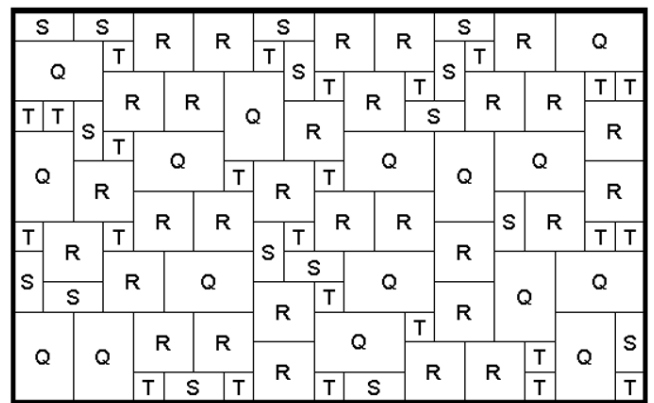


Pattern Area = 12 sq.m.

(excludes 3xT from full pack quantities)

Dimensions - 4.3m x 2.7m

(includes a nominal 10mm joint width)



Pattern Area = 11.61sq.m.

(excludes 1xS, 2xR and 6xT from full pack quantities)

Natural Stone product colours vary due to geological regions. Colour variation and minor imperfections are expected in this product. Brett Landscaping are a member of the Ethical Trade Initiative (ETI). We are committed to progressively improving working conditions for all. Details on ETI can be seen at brettpaving.co.uk