



Size 3-6



1400mm
(max door width)

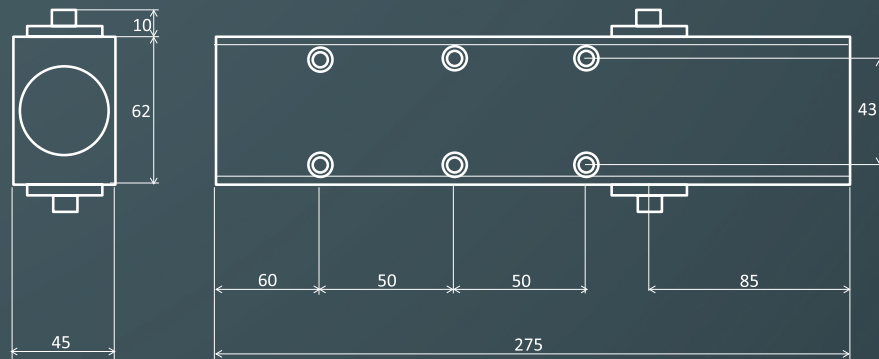



120kg
(max door weight)



25 Years

TS5.226 - Spring Adjustable, c/w Back Check



Product Overview:

A high power, durable and stylish variable power overhead door closer. Suitable for most heavy duty applications particularly those requiring a greater closing force. Regularly specified for outward opening external doors.

Testing & Standards

- CE marked against EN1154
- Included in successful fire test to EN1634
- Suitable for use on timber fire doors of up to 120 minutes fire resistance
- Safe in use
- High corrosion resistance

Specification	TS5.226	
Closing force (Fig 1)	EN size	3-6
Door size (max)	Width (mm)	1400
	Weight (kg)	120
Door size (min)	Width (mm)	360
Body dimensions	Length (mm)	275
	Height (mm)	62
	Depth (mm)	45
Application	Pull side fig 1	✓
	Push side fig 66	✓
	Transom fig 61	✓*
Mechanism	Rack & pinion	✓
Angle of opening		180°
Non handed		✓
Power adjustment by spring		✓
Adjustable sweep speed		✓
Adjustable latch speed		✓
Adjustable back check		✓

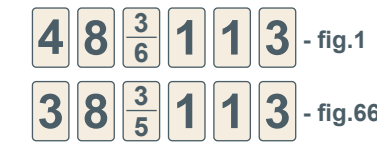
Options	TS5.226	
Drop plate		✓*
Hold-open arm (Not suitable for use on fire doors)		✓*
Upstand bracket for over panel or UPVC doors		✓*

* these options are not covered by CE


Cover options	TS5.226	
Semi-radius		✓

Finish options	TS5.226	
Cover & matching sissor arm	SIL	✓
	SSS	✓
	PB	✓
	PSS	✓
	RAL/Lacquered	✓
	Special plated finishes	✓

Tested to EN1154	TS5.226	
------------------	---------	--




CE certificate




UKCA certificate



Certifire certificate



Finishes



Cover options

