

# BUBBLE

WEB PIN™ 298



## GENERAL SPECIFICATION

**Housing:** Round metal frame consisting of modules combined together for electrical and mechanical connections. Bubble comes in the following diameters: 600mm (23.6"), 1000mm (39.4"), 1800mm (70.9") and 2800mm (110.0").

**Diffusers:** Injection molded, UV stabilized, opal polycarbonate. Diffusers are sectional with subtle but visible seams. Bubble 600, 3 diffusers; Bubble 1000, 3 diffusers; Bubble 1800, 8 diffusers and Bubble 2800, 16 diffusers.

**Power cables:** Luminaires supplied with 7.8m/20' of cable. Cables can be extended to a maximum overall distance of 20m/64'. Custom cable lengths can be supplied to special order.

**Drivers:** Luminaires supplied with HPF electronic drivers, 120/277V. 0-10V dimming standard.

**Mechanical:** Luminaires mount directly over a junction box.

**Finish:** White RAL 9003.

**Approvals:** ETL.

DIAMETER: 600/1000/1800

**A SPECIFY LAMP/LUMINAIRE TYPE**

Code:	Lamp:	Color CCT:	Delivered lms:	Efficacy LPW:	L70 @25°C (77°F):	Diameter (A):	Diameter (B):	Depth (D):
BCBBWH156	100W LED	3000K	3836	38.2	> 50,000 hrs	600mm/23.6"	440mm/17.3"	191mm/7.5"
BCBBWH276	180W LED	3000K	6900	38.2	> 50,000 hrs	1000mm/39.4"	800mm/31.5"	241mm/9.5"
BCBBWH526	350W LED	3000K	13300	38.2	> 50,000 hrs	1800mm/70.9"	1600mm/63.0"	241mm/9.5"

**B SPECIFY POWER SUPPLY AND ACCESSORIES**

Bubble LED integral power supply in canopy.

- BCLED6/IN Canopy with driver for Bubble 600
- BCLED10/IN Canopy with driver for Bubble 1000
- BCLED18/IN Canopy with driver for Bubble 1800

Bubble LED remote power supply (specify mounting canopy from bubble accessories as a separate line item).

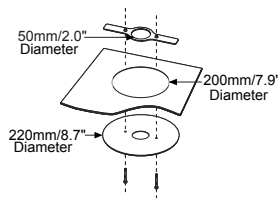
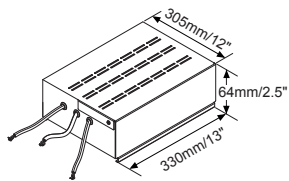
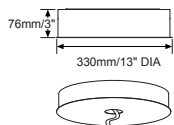
- BCLED6/R Remote power supply for Bubble 600
- BCLED10/R Remote power supply for Bubble 1000
- BCLED18/R Remote power supply for Bubble 1800

Bubble LED accessories (for luminaires with remote power supplies only).

- MEC1745AE Ceiling canopy for installation to load bearing ceilings (max 32kg/70lbs) for Bubble 600 and Bubble 1000.
- MEC2112AE Ceiling canopy for installation to load bearing ceilings (max 100kg/220lbs) for Bubble 1800.
- MEC1823AE Ceiling canopy for installation into false ceilings or similar (cables are anchored to the load bearing ceiling).

Surface mounting kits for remote power supply.

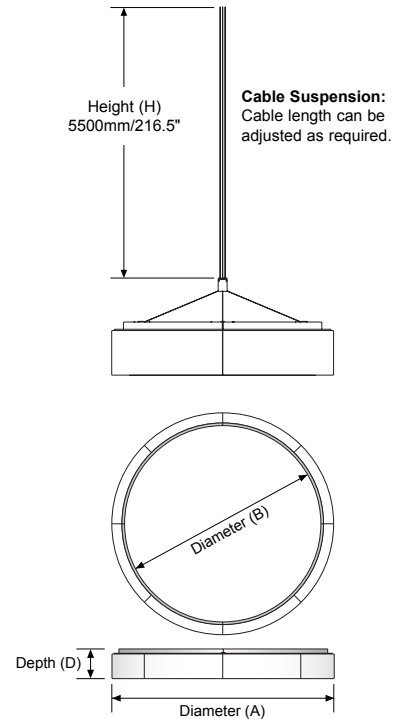
- BCLED6/SK Surface mounting kit for Bubble 600
- BCLED10/SK Surface mounting kit for Bubble 1000
- BCLED18/SK Surface mounting kit for Bubble 1800



BCLED6/IN  
BCLED10/IN  
BCLED18/IN

BCLED6/R  
BCLED10/R  
BCLED18/R

MEC1823AE



**Weights:**

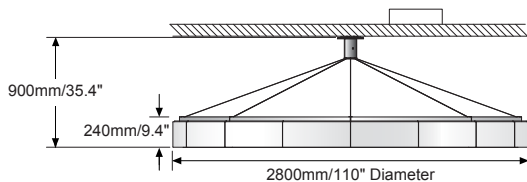
- BCBBWH156 8.1kg/17.9lbs
- BCBBWH276 16.1kg/35.5lbs
- BCBBWH526 33.0kg/72.8lbs

## DIAMETER: 2800

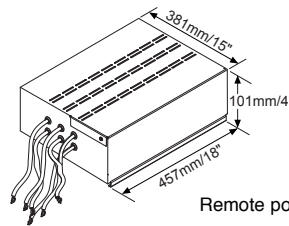
### A SPECIFY LAMP/LUMINAIRE TYPE

**LOW PROFILE PENDANT** Luminaire complete with 8 suspension cables connected to the central joint for ceiling mounting.

Code:	Lamp:	Color CCT:	Delivered lms:	Efficacy LPW:	L70 @25°C (77°F):	Weight:
BCBBWH886R	590W LED, remote power supply	3000K	22500	38.2	> 50,000 hrs	63kg/138.9lb



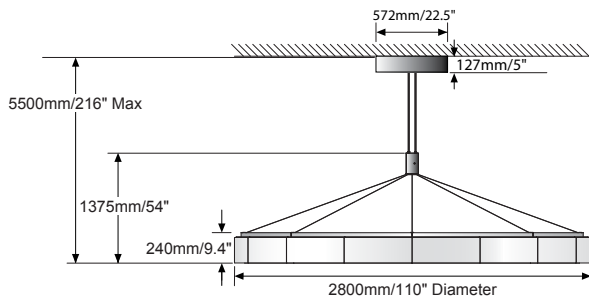
BCBBWH886R



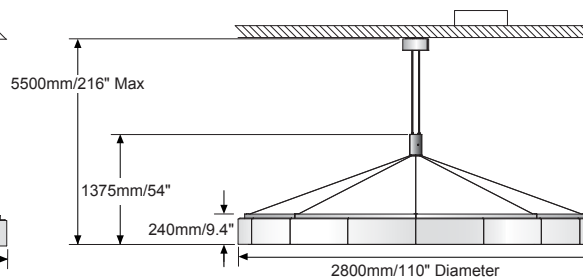
Remote power supply included.

**ADJUSTABLE PENDANT** Luminaire complete with 8 cables connected to the central joint and 4 adjustable cables for ceiling mounting.

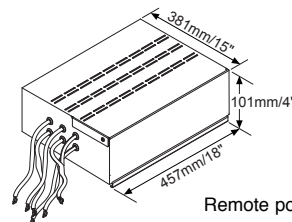
Code:	Lamp:	Color CCT:	Delivered lms:	Efficacy LPW:	L70 @25°C (77°F):	Weight:
BCBBWH886PIN	590W LED, integral power supply	3000K	22500	38.2	> 50,000 hrs	75kg/165.3lb
BCBBWH886PR	590W LED, remote power supply	3000K	22500	38.2	> 50,000 hrs	67kg/147.7lb



BCBBWH886PIN



BCBBWH886PR

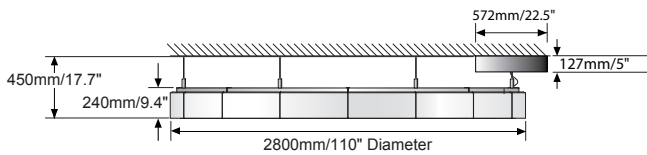


Remote power supply included.

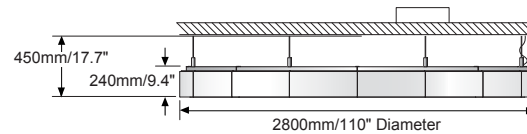
## DIAMETER: 2800

**CEILING MOUNTED** Luminaire complete with 8 suspension cables L=2000mm/79".

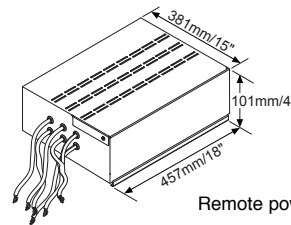
Code:	Lamp:	Color CCT:	Delivered lms:	Efficacy LPW:	L70 @25°C (77°F):	Weight:
<b>BCBBWH886CIN</b>	590W LED, integral power supply	3000K	22500	38.2	> 50,000 hrs	74kg/163.1lb
<b>BCBBWH886CR</b>	590W LED, remote power supply	3000K	22500	38.2	> 50,000 hrs	66kg/145.5lb



**BCBBWH886CIN**



**BCBBWH886CR**



Remote power supply included.

### **B** SPECIFY ACCESSORIES (REQUIRED)

**150A031VE** Umbrella tool for assembly.

