

BELARO REFRACTOR

WEB PIN™ I34



20 1201 - 1

Decorative Options



GENERAL SPECIFICATION

Body and trim: Steel and aluminum.

Finish: Powder coated metallic silver.

Suspension: Twin aircraft cables (optional tubes for CFL and MH only).

Power cable: Silver braided.

Refractor: High temperature clear prismatic acrylic.

Decorative disc: 6mm/1/4" glass with a polished edge and a sandblasted finish.

Decorative ring: 6mm/1/4" green tint, acrylic (faux glass) with a polished edge and a sandblasted finish.

Ballasts: CFL luminaires HPF, high frequency electronic ballasts. MH luminaires HPF, electronic ballasts.


Drivers: Luminaires supplied with HPF electronic drivers, 120/277V. 0-10V dimming standard.

**Check with factory for availability.*

****Emergency system:** Integral emergency option provides a 1.5 hour emergency lighting facility. The self contained system includes the inverter module, NiCad batteries, LED charge indicator and test switch. Integral emergency luminaires have a 50mm/2" extended ballast housing. Not available with a 347V supply.

Mechanical: Luminaires mount to a junction box (by others).

Approvals: ETL.



MULTI-ARM
WEB PIN™ 373

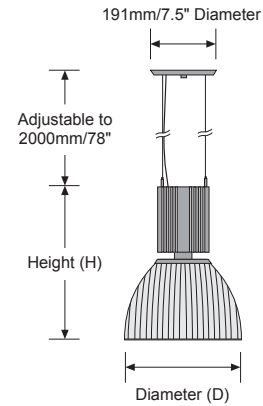
A SPECIFY LAMP/LUMINAIRE TYPE

Code:	Source:	Color CCT	CRI:	Delivered lms*:	Efficacy LPW:	L70 @25°C (77°F):	Height (H):	Diameter (D):	Weight:	Photometry:
20 1250	30W LED	3000K	min 80	2020	72.1	> 50,000 hrs	520mm/20.5"	318mm/12.5"	9Kg/20b	File# 201250
20 1251	30W LED	3500K	min 80	2165	77.3	> 50,000 hrs	520mm/20.5"	318mm/12.5"	9Kg/20b	File# 201251
20 1252	30W LED	4000K	min 70	2339	83.5	> 50,000 hrs	520mm/20.5"	318mm/12.5"	9Kg/20b	File# 201252
20 1821	57W LED	3000K	80	5009	87.8	> 50,000 hrs	559mm/22"	406mm/16"	9Kg/20b	File# 201821
20 1822	57W LED	3500K	80	5009	87.8	> 50,000 hrs	559mm/22"	406mm/16"	9Kg/20b	File# 201822
20 1823	57W LED	4000K	80	5009	87.8	> 50,000 hrs	559mm/22"	406mm/16"	9Kg/20b	File# 201823
20 2270	85W LED	3000K	80	7513	87.8	> 50,000 hrs	686mm/27"	559mm/22"	10Kg/22b	File# 202270
20 2271	85W LED	3500K	80	7513	87.8	> 50,000 hrs	686mm/27"	559mm/22"	10Kg/22b	File# 202271
20 2272	85W LED	4000K	80	7513	87.8	> 50,000 hrs	686mm/27"	559mm/22"	10Kg/22b	File# 202272
20 2274	115W LED	3000K	80	10018	87.8	> 50,000 hrs	686mm/27"	559mm/22"	11Kg/24b	File# 202274
20 2275	115W LED	3500K	80	10018	87.8	> 50,000 hrs	686mm/27"	559mm/22"	11Kg/24b	File# 202275
20 2276	115W LED	4000K	80	10018	87.8	> 50,000 hrs	686mm/27"	559mm/22"	11Kg/24b	File# 202276

B SPECIFY OPTIONS

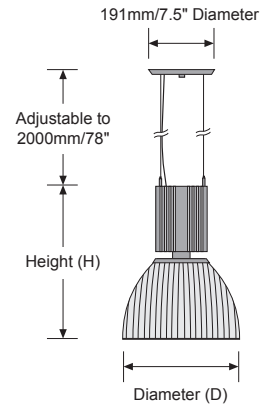
- DR** Decorative disc *(suspended by four cradle bars)*
- DS** Decorative disc *(suspended by four spacers)*
- RG** Decorative ring *(suspended by four cradle bars)*
- RR** Decorative ring *(suspended by four spacers)*
- WR** White refractor

Example Specification Code: **20 1250 - RG**



A SPECIFY LAMP/LUMINAIRE TYPE

Code:	Lamp:	Height (H):	Diameter (D):	Weight:	Photometry:
20 1201	1 x 32/42W PL-T	520mm/20.5"	318mm/12.5"	7Kg/15lb	File# 201201
20 1202	2 x 32/42W PL-T	520mm/20.5"	318mm/12.5"	7.2Kg/16lb	File# 201202
20 1203	1 x 70W MH/ED17 (protected lamps only)	520mm/20.5"	318mm/12.5"	7.2Kg/16lb	File# 201203
20 1204	1 x 100W MH/ED17 (protected lamps only)	520mm/20.5"	318mm/12.5"	7.2Kg/16lb	File# 201204
20 1701	1 x 32/42W PL-T	559mm/22"	406mm/16"	7Kg/15lb	File# 201701
20 1702	2 x 32/42W PL-T	559mm/22"	406mm/16"	7Kg/15lb	File# 201702
20 1703	3 x 32/42W PL-T	559mm/22"	406mm/16"	7.2Kg/16lb	File# 201703
20 1709	4 x 32/42W PL-T	559mm/22"	406mm/16"	7.4Kg/16.3lb	File# 201709
20 1707	1 x 57W PL-T	559mm/22"	406mm/16"	7Kg/15lb	File# 201707
20 1704	1 x 70W MH/ED17 (protected lamps only)	559mm/22"	406mm/16"	7.2Kg/16lb	File# 201704
20 1705	1 x 100W MH/ED17 (protected lamps only)	559mm/22"	406mm/16"	7.2Kg/16lb	File# 201705
20 1706	1 x 150W MH/ED17 (protected lamps only)	559mm/22"	406mm/16"	7.2Kg/16lb	File# 201706
20 2201	1 x 42W PL-T	686mm/27"	559mm/22"	7.0Kg/15lb	File# 202201
20 2202	3 x 42W PL-T	686mm/27"	559mm/22"	7.2Kg/16lb	File# 202202
20 2203	4 x 42W PL-T	686mm/27"	559mm/22"	7.2Kg/16lb	File# 202203
20 2204	1 x 57W PL-T	686mm/27"	559mm/22"	7.2Kg/16lb	File# 202204
20 2205	3 x 57W PL-T	686mm/27"	559mm/22"	7.2Kg/16lb	File# 202205
20 2206	4 x 57W PL-T	686mm/27"	559mm/22"	7.2Kg/16lb	File# 202206
20 2207	1 x 70W PL-T	686mm/27"	559mm/22"	7.2Kg/16lb	File# 202207
20 2232	6 x 42W PL-T	686mm/27"	559mm/22"	8.5Kg/19lb	File# 202232
20 2233	8 x 42W PL-T	686mm/27"	559mm/22"	9.0Kg/20lb	File# 202233
20 2208	1 x 100W MH/ED17 (protected lamps only)	686mm/27"	559mm/22"	7.2Kg/16lb	File# 202208
20 2209	1 x 150W MH/ED17 (protected lamps only)	686mm/27"	559mm/22"	7.2Kg/16lb	File# 202209
20 2230	1 x 250W MH/BT28 (protected lamps only)	686mm/27"	559mm/22"	9.5Kg/21lb	File# 202230
20 2231	1 x 400W MH/BT28 (protected lamps only)	686mm/27"	559mm/22"	11.0Kg/24lb	File# 202231



B SPECIFY VOLTAGE

- 1 120V
- 2 277V
- 3 347V*

C SPECIFY OPTIONS

- DB** Dimming ballasts (PL-T lamps only)
- EM** Integral emergency system** (PL-T lamps only)
- DR** Decorative disc (suspended by four cradle bars)
- DS** Decorative disc (suspended by four spacers)
- RG** Decorative ring (suspended by four cradle bars)
- RR** Decorative ring (suspended by four spacers)
- WR** White refractor
- TS1** 18" Tube suspension
- TS2** 24" Tube suspension
- TS3** 30" Tube suspension
- TS4** 36" Tube suspension

Example Specification Code: 20 1201 • 1 • RG

