

OmniCare EVC

Compliant to BS5839-9:2021



The OmniCare system was the first of its kind when introduced in 2007 as a combined EVC system. Since then it has been installed worldwide and has become the system of choice for many. The system now includes a three-part toilet alarm kit which, like all of the remote units, is powered from the line.

OmniCare

SYSTEM FEATURES:

- Full system monitoring.
- Battery backed for use in the event of mains power failure (24 hours in standby plus three hours use, as standard. These times can be increased if required).
- One master and multiple slave panels can be linked on one system.
- Control panel options from 4-way through to 127-way.
- Remote units are connected to the control panel in a loop configuration.
- Fully compliant to BS5839-9:2021.
- Assists companies with compliance to BS9999:2017.
- Addressable system via the remote units.
- Link to the fire detection system prevents hoax disabled refuge calls (toilet alarms, fire and steward telephones remain active). Can be completely or partly overridden.
- Speech steered (disabled refuge remotes) and full duplex speech (fire telephones and steward telephones).
- Touchscreen control option.
- Any combination of the following outstations (up to 127 units) can be installed on a single system:
 - Disabled refuge remotes (Type B).
 - Firefighter telephones (Type A).
 - Emergency (steward) telephones (Type A).
 - Combined disabled refuge & fire telephone (Type C).
 - Disabled toilet alarms.

BENEFITS OF OMNICARE:

- Loop wiring.
- One loop for multiple styles of remote unit.
- Combined outstation available featuring a disabled refuge and fire telephone in one housing.
- Full networking and multi-panel facilities.
- All outstations powered from the line, including toilet alarms.
- Advance disabled refuge remote option.
- Robust, reliable and well established system.



The OmniCare standard system, has a capacity for up to 127 outstations in total (either connected to a single control panel or on a networked system with multiple control panels). Outstations can be in any combination (standard disabled refuge, advanced disabled refuge, fire telephone, disabled toilet alarm, etc).

For systems that require more field devices please refer to our [OmniCarePLUS](#) solution.

If the OmniCare EVC System is not what you are looking for, our [Care2](#) radial wired system may suit your requirements.

OmniCare System Control

CONTROL PANEL:

- One master and multiple slave panels can be linked on one system (panels are configured on installation).
- Output for unanswered call indicator; with adjustable delay.
- Volt free contact - operated when in fault, set during installation.
- Lockable glazed door.
- Indicators for: in use/occupied, call, fault, power, charger and speech volume.
- Handset volume control.
- 'Listening' facility.
- Fire panel interface.
- Available in 4-way up to 127-way options.
- Grey or stainless steel finish available.
- Surface mount or flush mount using a bezel which is available separately.
- Option (factory fitted) for additional loop/repeater PCB on some panels (please speak to our Sales Team for advice).



TOUCHSCREEN CONTROL OPTION:

- Touchscreen control option - ideal for use in public/reception and lobby areas.
- Each system is bespoke, with 'button' or 'graphic layout' display options.
- Can be installed remotely from the master panel.
- Suitable for single panel or networked systems (a different control panel is required for networked systems).
- Simple to navigate touchscreen control, provides the operator with complete control of the OmniCare system.
- 'Administrator' and 'guest' password protected accounts.
- History and fault log with real time date stamp. Enables administrators to view activity and response times on the system.



REMOTE LAMP BUZZER:

- Provides a visible and audible signal of a call on the OmniCare system.
- Ideal solution for systems where the control panel is mounted in an unmanned area.
- Uses the output on the master panel with adjustable delay.
- Stainless steel finish.



BATTERY BACKUP:

- OmniCare is fully monitored and battery backed.
- The batteries provide 24 hours standby plus three hours use in the event of a mains failure. (These times can be increased if required.)
- Systems of 48-way and above are supplied with a separate enclosure to house the batteries.

DO YOU NEED A LARGER EVC SYSTEM?

OmniCarePLUS is capable of up to 8,000 outstations. Please see our separate leaflet for details or speak to our sales team.

OmniCare Outstations

DISABLED REFUGE REMOTE UNIT:

- Provides two-way communication between building management and person(s) occupying a 'Refuge Area' during an emergency evacuation - typically a fire.
- User simply presses the button to initiate call (occupy area). Further communication is hands free at the refuge point or by the user at the control panel.
- Type B outstation (BS5839-9:2021).
- Calls are reset either at the control panel or via the remote, when the refuge area occupant has been evacuated to safety.
- Volt free contact, active when occupied, to silence loudspeakers, operate over-door lamps, etc.
- Also available in stainless steel.



IP65 RATED ENCLOSURE:

- Green, surface mount enclosure.
- Enables mounting of refuge remote in external areas, such as car parks, balconies, etc complete with termination card and fixings.
- Takes one BVOCECPG remote unit.



PLASTERBOARD BACK BOX:

- Enables 'first fix' in plasterboard for the disabled refuge remote.
- Complete with termination card and fixings.
- Green or stainless steel options (bezel colour).



ADVANCE DISABLED REFUGE REMOTE:

- The Advance Type B remote is available in green or stainless steel and has some additional benefits:
 - Integral induction loop.
 - The text is tactile, luminescent and in Braille.
 - A large button with integral high intensity LED ring.
- Calls are reset either at the control panel or via the remote.
- Volt free contact, active when occupied, to silence loudspeakers, operate over-door lamps, etc.



STEWARD TELEPHONE:

- Designed for sports venues and stadia, the steward telephone has the same facilities as the fire telephone.
- Type A outstation (BS5839-9:2021).



FIRE TELEPHONE:

- Telephone handset in a metal enclosure. Used by fire officers/building control during an emergency, such as a fire.
- Assists with the efficient evacuation of a building.
- Robust red handset with hearing aid compatible earpiece (T-coil).
- Type A outstation (BS5839-9:2021).
- Robust handset in heavy duty enclosure.
- Provides clear, full duplex, two-way communication with the control panel.
- Conference facility via control panel.
- Speaker for local broadcast from the control panel.
- Calls are initiated by simply opening the door.



COMBINED REMOTE UNIT:

- Provides the facility of both a disabled refuge and fire telephone at one call point.
- The combined unit has the same features as the standard disabled refuge and the fire telephone remotes.
- Type C outstation (BS5839-9:2021).
- Designed to enable correct mounting heights for each component.
- Shows as one point of presence on the control panel.
- Ideal solution where both A and B remote types are required in a location.



Disabled Toilet Alarm for EVC

DISABLED TOILET ALARM:

- The 3-part toilet alarm is fitted to the OmniCare system via a repeater (BVOCRIF) unit.
- Powered from the line (does not require local power).
- Fully compliant to BS3800-2:2018 .
- Up to two toilet alarm kits can be connected to one repeater (will show as one point on the panel).
- Each DTAKIT comprises:
 - Ceiling mounted pull switch (with two 'G' pulls).
 - Reset button with LED and (optional) sounder.
 - Over-door triangular lens with integral sounder.
 - WC self-adhesive sign.
- Caller reassurance facility (the sounder pulses faster when the call is accepted at the panel).



IP65 RATED TOILET ALARM:

- Compatible with the DTAKIT items.
- Surface mounting, moisture resistant units.
- Suitable for installation in wet rooms, shower rooms, etc.
- Products available include:
 - Pull cord.
 - Call button.
 - Reset button.
 - Call & reset button.



NEW

Ideal for installation in showers & wet rooms.

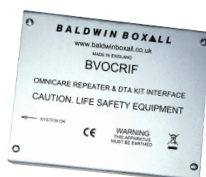
ASSISTANCE CALL & TOILET ALARM ADDITIONS*:

- Other products available which are compatible with the DTAKIT are:
 - Wall mounting call button.
 - Call button & reset point.
 - Wall mounting pull cord.
 - Call button with 6.35 mm jack socket.
- All the above are available with a white or stainless steel finish.
- Enables the addition of any number of unmonitored call and/or reset points to a single over-door light. (NB only one over-door light can be included per call zone. A working system must comprise of 1 x over-door light + 1 x call point + 1 x reset point as a minimum.)



REPEATER UNIT:

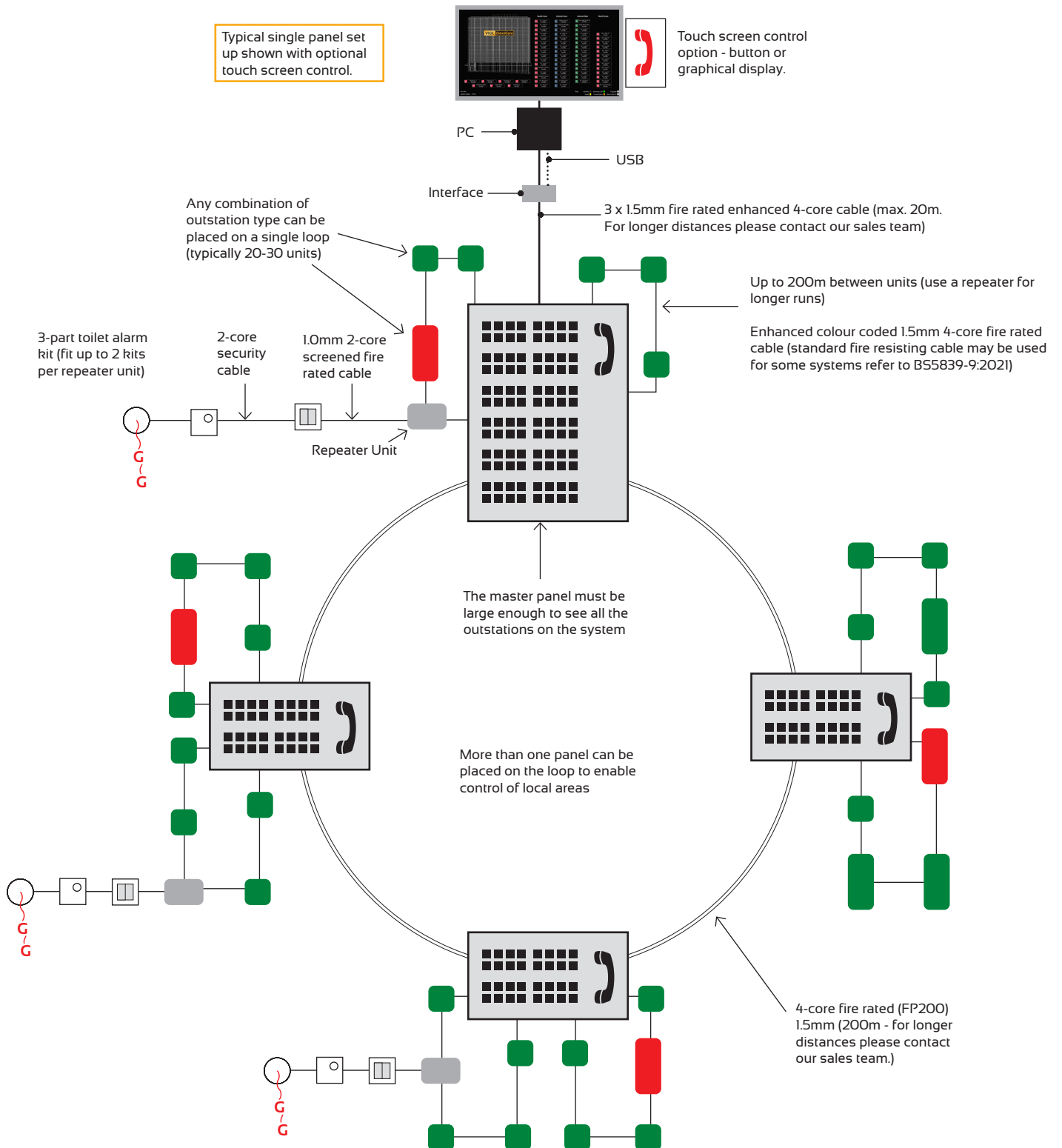
- This unit has two key functions.
 - Connects the 3-part toilet alarm DTAKIT to the OmniCare system.
 - Used to allow cable lengths in excess of 200m between remote units.



DISABLED REFUGE OVERRIDE SWITCH:

- Disabled refuge outstations on an OmniCare system are typically in 'standby' mode until activated by the fire alarm panel. (If preferred, they can be set to be permanently 'live'.)
- A system in standby mode will need to be activated occasionally, such as for routine testing. An override switch (BVCRBG) can be used for this purpose.

System Cabling & Networking



OmniCare System Information

SYSTEM INFORMATION & CABLING:

GENERAL INFORMATION:

- There are two main components - the master control panel(s) and the remote units.
- Remote units are wired in a ring circuit configuration and are 'self-learning', with an auto-commissioning feature.
- The ring circuit technology enables continued operation in the event of a cable break.
- Any combination of remote units can be linked to the control panel on a single wiring loop.
- The master control panel is typically wall mounted in a central control room.
- Remote units are wall mounted in locations such as refuge areas, stairwells, fallback positions, corridors and other 'gathering' points, at a height easily reached by users.
- More than one master panel can be placed on the ring circuit, thus allowing control of local areas.

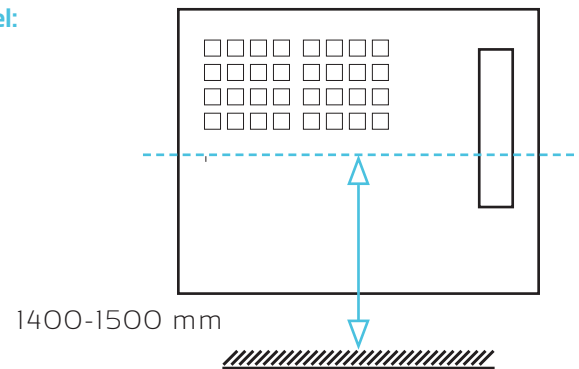
SYSTEM REQUIREMENTS:

- Fire rated enhanced four core, colour coded, cable with a screen must be used for fire fighting systems.
- Standard fire resisting cables could be considered suitable for some systems - refer to BS5839-9:2021 for details.
- A repeater unit (BVOCRIF) must be used if the distance between remotes exceeds 200m.
- Disabled refuge, advance disabled refuge, fire telephone, emergency/steward telephone, combined DRS/fire telephone and toilet alarm units can be placed on the same loop.
- Typically 20-30 remotes per loop.
- Repeater units (BVOCRIF) are used to connect the toilet alarms (DTAKIT) to the system. Up to two (3-part) DTAKITs can be connected to a BVOCRIF. (Alternatively one DTAKIT with an additional pull cord can be installed. Useful for rooms with two points of call, e.g. a toilet cubicle or shower area.)
- No local power required for any outstation, including disabled toilet alarms.
- The capacitance of MICC cable varies between manufacturers, if the specification is for MICC cable and if the runs are greater than 100 metres, you may wish to contact our technical team to ensure it is within tolerance:
 - MICC lightweight 4-core with screen: 100m
 - MICC heavyweight 4-core with screen: 200m
 - Enhanced colour coded 4-core with screen: 200m (recommended by Baldwin Boxall).

MOUNTING POSITIONS:

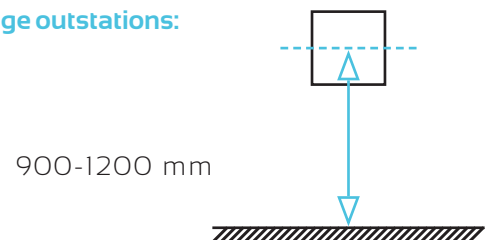
(Refer to BS5839-9:2021)

Control panel:



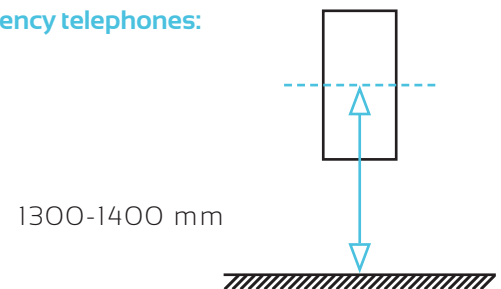
Disabled refuge outstations:

Type B



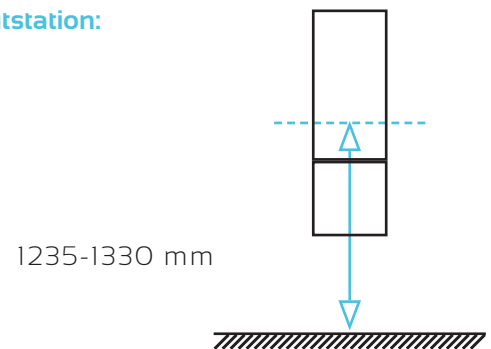
Fire & emergency telephones:

Type A

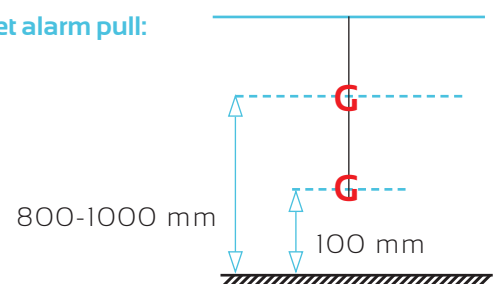


Combined outstation:

Type C



Disabled toilet alarm pull:



OmniCare Product Codes

SYSTEM CONTROL		
	Grey	Stainless Steel
4-way control panel	BVOC4M	BVOC4MS
8-way control panel	BVOC8M	BVOC8MS
16-way control panel	BVOC16M	BVOC16MS
32-way control panel	BVOC32M	BVOC32MS
4-32-way flush mount bezel	BVCRFB2	BVCRFB2S
4-32 way rack mount kit	BVCRM3 (7U)	
48-way control panel	BVOC48	BVOC48S
64-way control panel	BVOC64	BVOC64S
48-68-way flush mount bezel	BVCRFBI	BVCRFBISS
48-64 way rack mount kit	BVCRM1 (11U)	
80-way control panel	BVOC80	BVOC80S
96-way control panel	BVOC96	BVOC80S
112-way control panel	BVOC112	BVOC112S
127-way control panel	BVOC128S	BVOC128S
80-127-way flush mount bezel	BVCRFB3	BVCRFB3S
80-127-way rack mount kit	BVCRM2 (20U)	
DISABLED REFUGE - TYPE B OUTSTATION		
	Green	Stainless Steel
Refuge remote standard	BVOCECPG	BVOCECPS
Flush mount bezel standard	BVCRMGRN	BVCRMSS
Refuge remote advance	BVOCA2G	BVOCA2S
Flush mount bezel advance	BVOCA2GBZ	BVOCA2SBZ
Plasterboard back box	BVCRFBG	BVCRFB5
IP65 rated enclosure	BVCRIPBG	
Spare key for remote	KEYBVR	
FIRE TELEPHONE - TYPE A OUTSTATION		
	Red	Stainless Steel
Push door	BVOCF	BVOCF5
Lock door	BVOCFI	BVOCF5L
Push door + beacon	BVOCFB	
Lock door + beacon	BVOCLB	
Flush mount bezel	BVFHBEZ	BVFHBEZ5S
STEWARD TELEPHONE - TYPE A OUTSTATION		
	Green	
Push door	BVOCEI	
Lock door	BVOCEI	
Push door + beacon	BVOCEI	
Lock door + beacon	BVOCEI	
Flush mount bezel	BVOCEI	
COMBINED UNIT - TYPE C OUTSTATION		
	Red	Stainless Steel
Push door	BVOCC	BVOCC5P
Lock door	BVOCC	BVOCC5L
Push door + beacon	BVOCCB	
Lock door + beacon	BVOCCB	
Flush mount bezel	BVOCCB	BVOCC5B
Red fire tel/green DRS unit	BVOCCGCP	

DISABLED TOILET ALARM		
	White	Stainless Steel
3 part kit	DTAKIT	DTASKIT
Ceiling pull	DTACP	DTASKIT
Over-door light	DTAODL	DTASODL
Reset point	DTARP	DTASRP
ASSISTANCE CALL		
Call button	DTACB	DTASCB
Call button + reset button	DTACBRP	DTASCBRP
Wall mount pull cord	DTACPW	DTASCPW
Call button + 6.35mm jack	DTACBJ	DTASCBJ
IP65 RATED TOILET ALARM		
	Grey	
Pull cord	DTACPM	
Call button	DTACBM	
Reset button	DTARPM	
Call button + reset button	DTACBRPM	
MISCELLANEOUS		
Repeater unit	BVOCRIF	
Remote lamp/buzzer	BVOCCA	

Specifications:

	Control Panel	Disabled Refuge	Fire Telephone	Emergency/Steward Telephone	Combined DRS & Fire Telephone
Product codes: BVOC...	Mini: 4M, 8M, 16M, 32M Std: 48, 64 Lg: 80, 96, 128	Std: ECPG, ECPS Adv: A2G, A2S	F, FB, FL, FLB, FS, FSL	ET, ETB, ETL, ETLB	C, CB, CL, CLB, CSP, CSL, CGCP
Power supply	230V AC 12-40V DC powered from ring circuit				
Power consumption (VA)	10VA + 1VA per remote fitted	30mA @35V typical			35mA @35V typical
Humidity range	95% non-condensing				
Temperature range	-10°C to +30°C		-10°C to +40°C		
Indicators	In use, call, fault, power, charger & speech volume	System healthy, status + (Advance) system active	System healthy		System healthy, call status
Dimensions mm W x H x D	Mini: 410 x 290 x 200 Standard: 410 x 455 x 200 Large: 410 x 777 x 200	Standard: 134 x 134 x 56 Advance: 178 x 440 x 64	130 x 350 x 100		130 x 480 x 100
Bezel dimensions mm W x H	Mini: 461 x 340 (25) Standard: 461 x 506 (25) Large: 461 x 827 (25)	Standard: 154 x 154 (10) Advance: 230 x 490	170 x 390 (20)		170 x 520
Bezel cut out mm W X H	Mini: 420 x 300 Standard: 420 x 465 Large: 420 x 787	Standard: 136 x 136 Advance: 190 x 450	138 x 358		138 x 488
Knockouts/cable entry points	20 mm top & rear	20 mm & 25 mm			20 mm & 25 mm*
Finish	Grey RAL7038 / stainless steel grade 304	Std: Green RAL6024 / stainless steel grade 304 Adv: Green RAL6024/ green membrane / stainless steel grade 304 plus Braille & tactile luminescent text	Red RAL2002 / stainless steel grade 304	Green RAL6024	Red RAL2002 / stainless steel grade 304 / red telephone RAL2002 with green refuge point RAL2002

* 2 x 20 mm top (site wiring), and 2 x 20 mm bottom (relay contacts from disabled refuge section).

DISABLED TOILET ALARM:

	Three part kit	Overdoor light/sounder	Reset point	Ceiling pull
Product codes: DTA...	KIT, SKIT	ODL, SODL	RP, SRP	CP, SCP
Alarm type	90dB @ 30 cm			
Dimensions mm W x H x D		White: 85 x 85 x 58 Stainless steel: 85 x 85 x 60	White: 85 x 85 x 13 Stainless steel: 85 x 85 x 14	White: 30 x 80 (diameter) Stainless steel: 85 x 85 x 14
Cable requirements	2-core security cable			
Back box requirements (not supplied)	25 mm deep single gang flush back box or 'round cornered' plastic surface box			White: supplied in a surface mount enclosure Stainless steel: 25 mm deep single gang flush back box or 'round cornered' surface box
Finish	White plastic / stainless steel grade 304			



BALDWIN BOXALL
LEADING THE WAY TO SAFETY

Baldwin Boxall Communications Ltd
Wealden Industrial Estate, Farningham Road,
Crowborough, East Sussex, TN6 2JR, United Kingdom

T: +44 (0) 1892 664422
E: hello@baldwinboxall.co.uk
W: www.baldwinboxall.co.uk