

Disabled Refuge Green Remote



The Omnicare system offers a choice of outstation units which can be wired on the same loop from the control panel.

The BVOCECPG standard green disabled refuge remote unit is one of the options available on this versatile system


Omnicare

BENEFITS & FEATURES:


- Provides two-way, hands free, speech steered communication.
- Self-powered from ring circuit, no local power source is required. Automatic battery backup is provided by the control panel in the event of a mains power failure.
- Green finish (also available in stainless steel BVOCECPG).
- Addressable unit.
- Volt free contact, active when occupied. To operate over-door lamps, silence speaker/sounder, etc.
- Stainless steel 'press to call' button.
- Option to be permanently 'active' if required.
- Reset from either remote unit using the key switch or via the master control panel.
- All outstations are in a loop circuit from control panel(s).
- A link to the fire detection system prevents hoax disabled refuge calls. This feature can be completely, or partly, overridden.
- Surface mounting unit (can be flush mounted using a bezel).

Product Codes:


- BVOCECPG - green refuge remote (standard).
- BVCRMGRN - flush mounting bezel.
- BVCRIPBG - IP65 rated enclosure.
- BVCRFBG - plasterboard backbox



BVCRMGRN



BVCRFBG



BVCRIPBG

Specifications:

Disabled refuge (DRS)	
Product code	BVOCECPG
Power supply	12-40V DC self powered from ring circuit
Power consumption	30mA @ 35V typical
Weight	1kg
Humidity range	95% non-condensing
Temperature range	-10°C to +40°C
Indicators	System healthy, status
Finish	RAL 6024
Dimensions mm WxHxD	134x134x56
Bezel dimensions mm WxH (radius)	154x154x(10)
Bezel cut out mm WxH	136x136
Knockouts/cable entry points	7 (20mm & 26mm)
Mounting position	Refuge remotes should be placed at a height of 900mm to 1.2m
Weight	1.06 kg
IP65 rated enclosure (available separately)	
Dimensions mm WxHxD	200 x 200 x 80
Plasterboard back box (available separately)	
Dimensions mm WxHxD	131 x 142 x 65
Cutout dimensions mm WxHxD	132 x 143

SYSTEM REQUIREMENTS:

- Fire rated enhanced four core, colour coded, cable with a screen must be used for fire fighting systems. (Refer to BS5839-9 for possible exceptions.)
- Up to 200m cable run between remote units and master control panel as standard.
- A repeater unit (BVOCRIF) must be used if distance between remotes exceeds 200m.
- Disabled refuge, advance disabled refuge, fire telephone, emergency/steward telephone, combined DRS/fire telephone and toilet alarm units can be placed on the same loop.
- A ring circuit configuration must be used to wire the remote units. Typically 20-30 remotes per loop.
- Repeater units (BVOCRIF) are used to connect the toilet alarms to the system.



BALDWIN BOXALL
LEADING THE WAY TO SAFETY

Baldwin Boxall Communications Ltd
Wealden Industrial Estate, Farningham Road,
Crowborough, East Sussex, TN6 2JR, United Kingdom

T: +44 (0) 1892 664422
E: hello@baldwinboxall.co.uk
W: www.baldwinboxall.co.uk