



Care2 is a radial wired emergency voice communication system built to the high standard you expect from Baldwin Boxall. It is stylish, versatile and easy to use and offers an alternative to our well-established loop-wired Omnicare range.

CARE 2

FEATURES:

- Care2 is an all-in-one Emergency Voice Communication (EVC) system.
- Fully monitored and battery-backed (24 hours quiescent and three hours functional).
- Fully compliant to BS5839-9:2011. Assists companies with compliance to BS9999:2008.
- Remote units are wired in a radial (star) configuration using two core (fire resisting enhanced/non-enhanced) cable.
- Fully networkable. Networked panels are wired in a loop configuration using 2 x two core (fire resisting enhanced) cable.
- In the event of a break in the network loop, the system will continue to function.
- All outstations are powered from the line, including the roaming telephone enclosure and disabled toilet alarms.
- Optional link to fire detection system prevents hoax disabled refuge calls (C2CFPE required). Firefighter, roaming telephones and toilet alarms remain active.
- Speech steered; disabled refuge outstations.
- Full duplex speech; firefighter and emergency/steward telephones.
- Any combination of the following outstations can be installed on a single system:
 - Disabled refuge (Type B outstations).
 - Fire telephones (Type A outstations).
 - Steward (emergency) telephones (Type A outstations).
 - Roaming telephones.
 - Disabled toilet alarms.

BENEFITS:

- Stylish, versatile and simple to navigate and control.
- Suitable for small or large systems - fully networkable.
- Monitored roaming telephone handsets - enables use with confidence.
- System configuration via SD card, front panel or PC connection.
- Facilitates clear communication during an emergency event.
- Ideal for retro-fitting old star-wired systems.
- Quality built, robust system.
- Activity/fault log.
- Outstations, including toilet alarms, powered directly from the line - no local power needed.
- Any combination of outstation on one system.



Care2 System Control



CONTROL / SLAVE PANEL:

- Unique design and easy to operate using the rotary encoder and clear LCD screen.
- The rugged red handset (with hearing aid compatible earpiece) is mounted in a lockable compartment.
- System configuration is stored on an SD card and can be modified either with a PC (via Ethernet or directly onto the SD card) or without (via the encoder and display).
- Includes a fault relay for indication at the fire panel.
- The system can be connected to a local fire panel using a C2CFPE interface module.
- Two of these panels can be installed on a networked system (fit C2CN cards). One panel will act as a 'slave' unit. The 'slave' unit can be activated as the 'master' if required (typically during an emergency).

EXPANSION CARDS & MODULES:

4-way line card (C2CEK4):

- Each module enables the addition of four outstations.
- Add these modules to the control panel(s) and/or NEPs as required.
- Up to three modules can be added per panel/NEP.




Network card (C2CN) - includes fire panel interface & Ethernet connection ability:

- Add one to each control panel for including on a networked system.



Fire panel interface card (C2CFPE) - includes Ethernet connection ability:

- Optional module which fits in the control panel (not required if a C2CN has been fitted).
- Use to keep disabled refuge outstations in 'standby' mode until activated by the fire panel.
- Add for connection to remote lamp/buzzer (BVOCCA).



NETWORK EXPANSION PANEL (NEP):

- Facilitates expansion of the Care2 system.
- Fit up to 15 NEPs on a network (or fourteen if installing two 'control' panels), enabling systems of 256 outstations. (If you have a requirement for a larger system, please contact our sales department to discuss).
- The NEP is supplied as a 4-way unit as standard. Simply increase to 8, 12 or 16-way by fitting C2CEK4 line cards. (Each NEP is fitted with a C2CN card).
- For initial system set-up and local testing (prior to connection to the network) a 'roaming telephone' can be temporarily connected to an internal socket.
- The status of local outstations can be viewed by using the rotary encoder and LCD screen.

REMOTE LAMP BUZZER:

- Provides a visible and audible signal of a call on the Care2 system.
- Ideal solution for systems where the control panel is mounted in an unmanned area.
- Uses the output on the master panel with adjustable delay.
- Stainless steel finish.



DISABLED REFUGE OVERRIDE SWITCH:

- As an option, the disabled refuge outstations on a Care2 system can be kept in 'standby mode' until required in an emergency. (Connection to the fire panel via a C2CFPE card is required).
- A system in standby mode will need to be activated occasionally, such as for routine testing. An override switch (BVCRBG) can be used for this purpose.

Care2 Outstations

DISABLED REFUGE REMOTE UNIT:

- Provides two-way communication between building management and person(s) occupying a 'Refuge Area' during an emergency evacuation - typically a fire.
- User simply presses the button to initiate call (occupy area). Further communication is hands free at the refuge point or by the end user at the control panel.
- Type B outstation.
- Calls are reset at the control panel when the refuge area occupant has been evacuated to safety.
- The unit has an output to feed an external induction loop amplifier.
- Disabled refuge outstations on the system are permanently 'active'. As an option (by fitting a C2CFPE or C2CN to the control panel) they can be set to 'standby' mode until activated by the fire panel.



IP65 RATED ENCLOSURE:

- Enables mounting of refuge remote in external areas such as car parks, balconies etc.
- Green, surface mount enclosure.
- Takes one C2RRG remote unit.



PLASTERBOARD BACK BOX:

- Enables 'first fix' in plasterboard for the disabled refuge remote.
- Green or stainless steel options (bezel colour).



FIRE TELEPHONE:

- Telephone handset in a metal enclosure. Used by fire officers/building control during an emergency, such as a fire.
- Assists with the efficient evacuation of a building.
- Robust red handset with hearing aid compatible earpiece (T-coil).
- Type A outstation as defined in BS5839-9:2011.
- Robust handset in heavy duty enclosure.
- Provides clear, full duplex, two-way communication with the control panel.
- Push door or slot lock versions available.
- Conference facility for fire and roaming telephones via control panel (recommended maximum of five including the control panel).
- Calls are initiated by simply opening the door.



STEWARD / EMERGENCY TELEPHONE:

- Designed for sports venues and stadia, the steward telephone has the same facilities as the fire telephone.
- The distance between outstations in sports venues should be no greater than 60m (BS5839-9:2011 "no-one should have to travel more than 30m to reach an outstation").



ROAMING TELEPHONE:

- Robust red handset with hearing aid compatible earpiece.
- Any number of jack sockets can be daisy chained (up to 500m. EOL resistor required in end unit). (One handset operational per line at any one time).
- The enclosure features a lockable glass door and stores up to six handsets (order separately).
- Handsets in the enclosure are monitored at all times (green reassurance LEDs).
- Jack sockets are flush mounting (backbox required).



Disabled Toilet Alarm for EVC

DISABLED TOILET ALARM:

- The 3-part toilet alarm is connected directly to the Care2 control panel (or NEP)..
- Powered from the line (does not require local power).
- Fully compliant to BS8300:2009.
- Up to two toilet alarm kits can be connected to one line (will show as one point on the panel).
- Each DTAKIT comprises:
 - Ceiling mounted pull switch (with two 'G' pulls).
 - Reset button with LED and (optional) sounder.
 - Over-door triangular lens with integral sounder.
 - WC self-adhesive sign.
- Caller reassurance facility (the sounder pulses faster when the call is accepted at the panel).



IP65 RATED TOILET ALARM:

- Compatible with the DTAKIT items.
- Surface mounting, moisture resistant units.
- Suitable for installation in wet rooms, shower rooms, etc.
- Products available include:
 - Pull cord.
 - Call button.
 - Reset button.
 - Call & reset button.



NEW

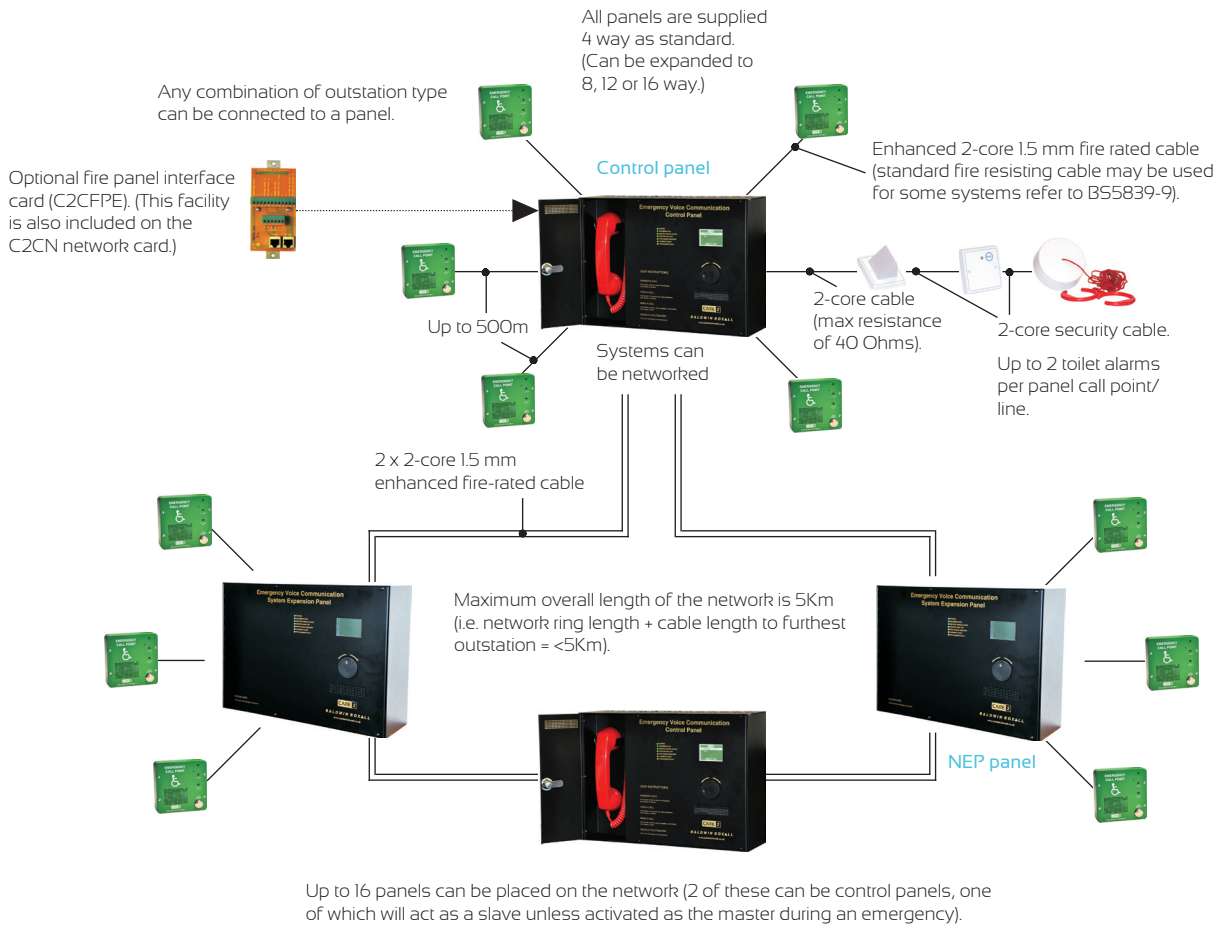
Ideal for installation in showers & wet rooms.

ASSISTANCE CALL & TOILET ALARM ADDITIONS*:

- Other products available which are compatible with the DTAKIT are:
 - Wall mounting call button.
 - Call button & reset point.
 - Wall mounting pull cord.
 - Call button with 6.35 mm jack socket.
- All the above are available with a white or stainless steel finish.
- Enables the addition of any number of unmonitored call and/or reset points to a single over-door light. (NB only one over-door light can be included per call zone. A working system must comprise of 1 x over-door light + 1 x call point + 1 x reset point as a minimum.)




Building Your Care2 System



Network & Line Cards



Roaming Telephone



Care2 System Information

GENERAL INFORMATION:

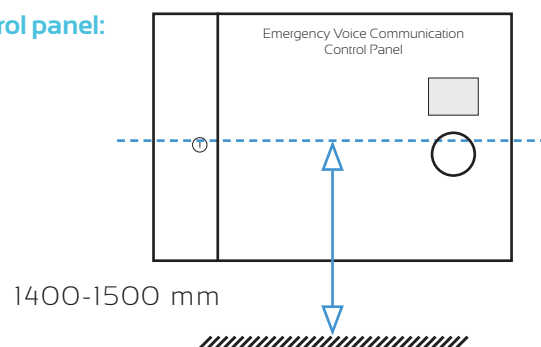
- There are three main components - control panel, network expansion panels (NEP) and the remote units.
- Remote units are wired in a radial (star-wired) configuration. Control/NEP panels are loop wired.
- Two control panels can be installed on a networked system (the second one will serve as a 'slave' unit unless activated as the 'master' during an emergency).
- Any combination of remote units can be connected to a control/NEP panel.
- Any number of jack sockets (for the roaming telephone) can be daisy chained (up to 500m; EOL resistor required in end unit). One handset will be operational per line at any one time.
- Outstations and control/NEP panels can be surface mounted or flush mounted with optional bezel. Back boxes are required for the roaming telephone jack sockets, toilet alarm reset and overdoor light.
- The control console is typically wall mounted in a central control room.
- Remote units are wall mounted in locations such as refuge areas, stairwells, fallback positions, corridors and other 'gathering' points, at a height easily reached by users.
- All outstations are powered from the line, including the disabled toilet alarms and roaming telephone handset enclosure.
- System configuration is stored on an SD card and can be modified either with a PC (via Ethernet or directly onto the SD card) or without (via the encoder and display).
- Up to two disabled toilet alarms (Baldwin Boxall DTAKITs) can be connected to one line. (Or one toilet alarm with two ceiling pulls).

CABLING:

- Disabled refuge, firefighter and roaming telephones - two core, fire resisting, enhanced (or non-enhanced may be considered for non fire fighting. See 'BS5839-9' right).
- Disabled toilet alarms - two core, fire resisting to first DTAKIT overdoor light. Then two core security.
- Network loop - 2 x two core fire resisting cable (enhanced recommended).
- Up to 500m cable run between each remote unit and the control/NEP panel.
- Up to 500m cable run between each control/NEP panel.
- Maximum overall length of the network is 5Km (i.e. network ring length + cable length to the furthest outstation = <5Km).
- BS5839-9:2011: standard fire resisting cables could be considered suitable for:
 - EVC systems for use in disabled refuges but not for firefighting in (a) sprinklered buildings; (b) unsprinklered buildings less than 30m in height, provided that evacuation takes place in three or fewer phases.
 - Underground sections of cabling at sports and similar venues.

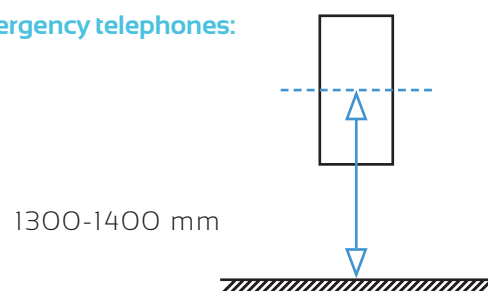
MOUNTING POSITIONS: BS5839-9:2011 recommends:

Control panel:



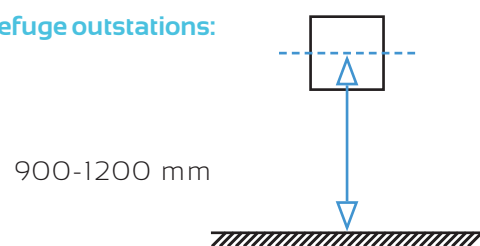
Fire & emergency telephones:

Type A

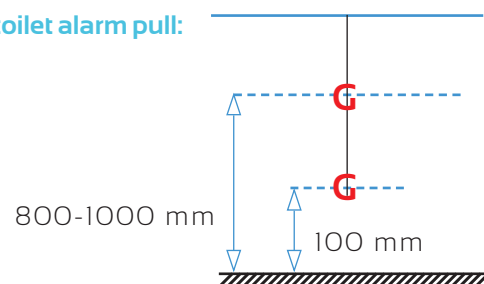


Disabled refuge outstations:

Type B



Disabled toilet alarm pull:



Care2 Product Codes

SYSTEM CONTROL		
	Black	Stainless Steel
4-way control panel	C2CB4	C2CS4
4-way NEP	C2CBNEP	C2CSNEP
4-way line card	C2CEK4	
Flush mount bezel	C2CBZ	C2CSZ
Fire panel interface	C2CFPE	
Network expansion card	C2CN	
Spare key	KEYBVE	
Remote lamp buzzer	BVOCCA	
Disabled refuge override	BVCRBG	

DISABLED REFUGE		
	Green	Stainless Steel
Refuge remote	C2RRG	C2RRS
Flush mount bezel	BVCRMGRN	BVCRMSS
Plasterboard back box	C2RRGPB	C2RRSPB
IP65 rated enclosure	C2RRBIP	

FIRE TELEPHONE		
	Red	Stainless Steel
Push door	C2FTRP	C2FTSP
Slot lock door	C2FTRL	C2FTSL
Flush mount bezel	C2FTRZ	C2FTSZ

STEWARD TELEPHONE		
	Green	
Push door	C2ETGP	
Slot lock door	C2ETGL	
Flush mount bezel	C2ETGZ	

ROAMING TELEPHONE		
	Black	Stainless Steel
Lockable enclosure	C2RTEB	C2RTES
Flush mount bezel	C2CBZ	C2CSZ
Spare key	KEYBVE	
Telephone handset	C2RTH	
Jack socket - UK	C2RTJUK	
Jack socket - American	C2RTJA	



DISABLED TOILET ALARM		
	White	Stainless Steel
3 part kit	DTAKIT	DTASKIT
Ceiling pull	DTACP	DTASKIT
Over-door light	DTAODL	DTASODL
Reset point	DTARP	DTASRP

ASSISTANCE CALL		
Call button	DTACB	DTASCB
Call button + reset button	DTACBRP	DTASCBRP
Wall mount pull cord	DTACPW	DTASCPW
Call button + 6.35mm jack	DTACBJ	DTASCBJ

IP65 RATED TOILET ALARM		
	Grey	
Pull cord	DTACPM	
Call button	DTACBM	
Reset button	DTARPM	
Call button + reset button	DTACBRPM	



Type A & Type B remotes:

TYPE A - an outstation using a telephone handset. Intended for evacuation or firefighting.

TYPE B - an outstation using an intercom. Intended for use by disabled people in refuge areas.

"An outstation intended for use by disabled people at refuges may be either type A or B. However, type B outstations should be used in situations where the outstation will be operated by members of the public."

BS5839-9:2011

Refuge Area:

Temporary waiting area of relative safety.

Should be protected from a fire for a period of time sufficient to enable the evacuation sequence to be completed.

Commonly located within fire protected stairwells.

Can be a protected lobby, protected corridor or protected room. Can also be a flat roof, balcony or similar space sufficiently protected or remote, with its own means of escape.

Should be accessible for a person in a wheelchair.

As a minimum, should be 900 mm x 1400 mm.

"Emergency voice communication (EVC) systems allow firefighters and others to communicate with one another during emergency situations in and around buildings and at sports and similar venues, such as entertainment centres. They also allow communication with disabled persons.

"Emergency voice communication systems are used in connection with life safety and need, therefore, to be subject to high standards of design, manufacture, installation, commissioning and maintenance, similar to those covering fire detection and fire alarm systems and voice alarm systems."

BS5839-9:2011

Care2 System Specification

	Control panel (6 network expansion panel)	Disabled refuge	Firefighter telephone	Emergency / Steward telephone	Roaming telephone jack socket	Roaming telephone enclosure	Disabled toilet alarm
Product codes	C2CB4 / C2CS4 C2CBNEP/C2CSNEP	C2RRG C2RRS	C2FTRP/L C2FTSP/L	C2ETGP C2ETGL	C2RTJUK C2RTJA	C2RTEB C2RTEs	DTAKIT DTASKIT
Power supply	200-230V AC 50-60Hz	20-30V DC self powered from line					
Power consumption	75VA max						
Humidity range	95% non-condensing						
Temperature range	-10°C to +40°C						
Indicators include	4 x green LEDs: Power, call, RR active, healthy. 3 x yellow LEDs: Processor restart, common fault, processor fault.	1 x red LED: 'status' 1 x green LED: 'system ok'	1 x red LED: status indicator	1 x green LED: status indicator	-	1 x green LED: status indicator	Triangular lens on over-door light/sounder. 1 x red LED on reset.
Dimensions mm W x H x D	430 x 310 x 130	134 x 134 x 44	130 x 330 x 75	130 x 330 x 75	UK: 85 x 85 A: 4 1/2" x 2 3/4"	430 x 310 x 130	Max: 85 x 85
Bezel dimensions mm W x H	470 x 350	154 x 154	170 x 370	170 x 370	-	-	-
Bezel cut out mm	440 x 320	136 x 136	136 x 336	136 x 336	-	-	-
Back box requirements mm W x H x D	-	-	-	-	UK (mm): 85 x 85 x 35 A: 4" x 2 1/8" x 2 1/8"	-	Single gang (n/a white ceiling pull)
Weight	C2CB4/NEP - 9 kg C2CS4/NEP - 8.6 kg	1 kg	2.5 kg	2.5 kg	0.5	6.5 kg	DTAKIT 0.34 kg DTASKIT 0.48 kg
Finish	RAL 9005 / SS grade 304	RAL 6024 / SS grade 304	RAL 3020 / SS grade 304	RAL 6024	SS grade 304	RAL 9005 / SS grade 304	White plastic / SS grade 304
Knockouts/cable entry points:							
Top of unit	23 x 20 mm	4 x 20 mm	1 x 20 mm	1 x 20 mm	-	23 x 20 mm	
Bottom of unit	-	4 x 25 mm	-	-	-	-	-
Mounting height	1.4 - 1.5 m	0.9 m - 1.2 m	1.3 - 1.4 m	1.3 - 1.4 m	-	-	Various

Please note: Stainless steel products are not intended for use in humid areas.



BALDWIN BOXALL
LEADING THE WAY TO SAFETY

Baldwin Boxall Communications Ltd
Wealden Industrial Estate, Farningham Road,
Crowborough, East Sussex, TN6 2JR, United Kingdom

T: +44 (0) 1892 664422
E: hello@baldwinboxall.co.uk
W: www.baldwinboxall.co.uk