

Floors that define your space





INSPIRATION m²

The floor is an interior design fundamental; it's the baseline from which you establish the mood for your space and its performance characteristics. Atkinson & Kirby understand that you need an intelligently selected range of wood flooring options, for the freedom to achieve exactly the right aesthetic for every project. Anticipating trends, maintaining high quality and environmental standards, delivering value and expanding creative possibilities has been our focus for over 100 years. It's this pedigree that makes our collections equal happiness m² from every perspective.

Left
900120 Marylebone Smoked Oak



COMPREHENSIVE CHOICE FOR INSPIRED INTERIORS



PARQUET

Page 30

Perfectly at home in both contemporary and traditional settings, with all the technical benefits of an engineered product.



CONTEMPORARY

Page 36


The natural tones of oak plank flooring are joined by additional options such as cool whites and greys, in on-trend brushed and matt finishes.



CALEDONIAN

Page 46

Caledonian comprises some of our most classic designs, and gives you the ideal balance of aesthetic flexibility, durable performance and value.



PREFINISHED

Page 56

Factory applied lacquers and oils are UV treated to provide lasting, durable finishes.



UNFINISHED

Page 58

If preferred, products can be supplied in uncoated state for finishing to your own specification on site.



LUXURY VINYL

Page 60

The very latest interior directions interpreted in a comprehensive range, with all the attributes of easy-fit, easy-care performance characteristics.

ENGINEERED

SOLID

VINYL



ICONS & CONTENT



ATKINSON & KIRBY WARRANTY

We offer various product warranties up to 30 years in duration, subject to terms and conditions.



FLOOR THICKNESS

A range of thickness options is offered, to enable tailored specification to different applications and traffic characteristics.



TONGUE & GROOVE

This simple but effective method of fitting is tried and tested over generations – Atkinson & Kirby ensure the tradition can continue with various products supplied in T & G format.



2G

The clic system allows fast, easy and accurate installation, with joint integrity assured board after board.



5G

5G is a development of click systems, where boards are instantly interlocked securely, and perfectly aligned with each other across the entire installation.



SUITABLE FOR UNDERFLOOR HEATING

Our engineered hardwood floors have the stability to perform well over underfloor heating systems. Manufacturers agree that water-based heating is the best option, due to slower heating and cooling when compared to electrical systems.

CONTENTS

Introduction	02
Product overview	04
Trends	08
Parquet	30
Contemporary	36
Caledonian	46
Solid Wood	56
Luxury Vinyl	60
Projects	66
Style & Suitability	72
Installation, Finishing & Maintenance	78
Flooring Specification	86
Parquet layouts	92
About us	94



TRENDS

FLOORS THAT INSPIRE

The design journey never ends; trends move forward and evolve constantly. So at Atkinson & Kirby we seek out what's just over the horizon in interiors – continually, on a global basis. Along with attending expos and design events, we're also in touch with trend analysts in all spheres, worldwide. With our trends selections you get the pick of engineered boards in the most contemporary decors. Always.

Left
527046 Manoa Oak



HOMELAND

CELEBRATING THE BEAUTY IN FORM AND FUNCTION

Homeland encapsulates the growing desire to embrace history in a contemporary lifestyle. This trend is about stripping things back to solid functionality, to uncover the beauty of the utilitarian. Colours are mid to dark wood tones, materials are concrete and timber; finishes are weathered. Homeland is strong on the handmade, craft and the meeting of the industrial and the natural, in ways that are new but reassuringly familiar.

01 Hampstead Oak

Engineered

Code: 900300
Collection: Parquet
Page No: 33



01

02 Harlesden Smoked Oak

Engineered

Code: 900301
Collection: Parquet
Page No: 33



02

03 Kensington Oak

Engineered

Code: 900302
Collection: Parquet
Page No: 33



03

04 Barbican Oak

Engineered

Code: 900309
Collection: Parquet
Page No: 32



04

Left

900121 Camden Oak



01 Piccadilly Oak

Engineered

Code: 900110
Collection: Contemporary
Page No: 43



01

02 Temple Oak

Engineered

Code: 900111
Collection: Contemporary
Page No: 45



02

03 Marylebone Smoked Oak

Engineered

Code: 900120
Collection: Contemporary
Page No: 41



03

04 Camden Oak

Engineered

Code: 900121
Collection: Contemporary
Page No: 41



04

05 Pimlico Oak

Engineered

Code: 900122
Collection: Contemporary
Page No: 39



05

06 Borough Oak

Engineered

Code: 900125
Collection: Contemporary
Page No: 39



06

07 Bermondsey Oak

Engineered

Code: 900126
Collection: Contemporary
Page No: 39



07

Left
900121 Camden Oak





01

01 Grey Lambeth Oak

Vinyl

Code: 900403
Collection: Luxury Vinyl
Page No: 63

02 Dark Battersea Oak

Vinyl

Code: 900404
Collection: Luxury Vinyl
Page No: 65



02

03 Limehouse Concrete

Vinyl

Code: 900410
Collection: Luxury Vinyl
Page No: 65

04 Dark Clerkenwell Concrete

Vinyl

Code: 900411
Collection: Luxury Vinyl
Page No: 65



03



04

Left

900403 Grey Lambeth Oak



WINTER DESERT

INSPIRED BY ANCIENT CRAFT AND FAR AWAY CULTURES

Calling to mind the cultural sweep of Silk Road merchants' collected treasures, Winter Desert appeals to the 'urban nomad' and connects with ancient ways of living. Handcraft and authentic design, earthen natural tones and deep textures, coloured parquet, sand and grey. Harmonious blends of cultures are sought out as an antidote to hectic modern life.

01 Kavir Oak

Engineered

Code: 900108
Collection: Contemporary
Page No: 45



01

02 Ordos Smoked Oak

Engineered

Code: 900115
Collection: Contemporary
Page No: 41



02

03 Kalahari Oak

Engineered

Code: 900116
Collection: Contemporary
Page No: 41



03

04 Sorano Smoked Oak

Engineered

Code: 900117
Collection: Contemporary
Page No: 41



04

Left

900117 Sorano Smoked Oak



01 Liwa Oak

Vinyl

Code: 900400
Collection: Luxury Vinyl
Page No: 63



01

02 Kufra Oak

Vinyl

Code: 900401
Collection: Luxury Vinyl
Page No: 63



02

03 Ubari Oak

Vinyl

Code: 900402
Collection: Luxury Vinyl
Page No: 63



03

04 Tabas Travertine

Vinyl

Code: 900409
Collection: Luxury Vinyl
Page No: 65



04

Left
900401 Kufra Oak



ORGANIC FUTURE

THE FUSION OF NATURE AND TECH IN HARMONY

A positive direction for the future. This trend amalgamates the technical with the organic, reflecting the idea that ecology and futurism can be mutually supportive, that wellbeing and modern life can go hand in hand. Organic Future's tones are light oak, ash and maple with strong dark wood contrasts, smooth mattes and chalked greys. Order and simplicity are key, tranquility and balance are the goals.



01



02



03

01 Zerzura Oak

Engineered

Code: 900304
Collection: Parquet
Page No: 32

02 Olympus Oak

Engineered

Code: 900305
Collection: Parquet
Page No: 32

03 Mizora Oak

Engineered

Code: 900306
Collection: Parquet
Page No: 32

Left

900113 Avalon Oak





01



02



03

01 Macaria Oak

Engineered

Code: 900109
Collection: Contemporary
Page No: 43

02 Arcadia Oak

Engineered

Code: 900112
Collection: Contemporary
Page No: 41



04



05

03 Avalon Oak

Engineered

Code: 900113
Collection: Contemporary
Page No: 41

04 Elysian Oak

Engineered

Code: 900114
Collection: Contemporary
Page No: 41

05 Asgard Oak

Engineered

Code: 900124
Collection: Contemporary
Page No: 39

Left
900113 Avalon Oak





01

01 White Medina Oak

Vinyl

Code: 900405
Collection: Luxury Vinyl
Page No: 65

02 Sinapia Oak

Vinyl

Code: 900406
Collection: Luxury Vinyl
Page No: 65



02

03 Light Icaria Oak

Vinyl

Code: 900407
Collection: Luxury Vinyl
Page No: 65

04 Oceana Oak

Vinyl

Code: 900408
Collection: Luxury Vinyl
Page No: 65



03



04

Left
900407 Light Icaria Oak



MODERN REVIVAL

THE LOVE OF THE CLASSIC INSPIRES A NEW GENERATION

Modern Revival is looking back to move forward. Taking in the best of past design – particularly from the early 20th century - means things of worth are not lost to the future. The resulting look is confident, contemporary, romantic, simple and strong. Patterns are herringbone and chevron, mid to dark tones give a vintage feel. Glamour and utilitarian co-exist, nostalgia gets a modern twist.



01



02



03

01 Haus Smoked Oak

Engineered

Code: 900118
Collection: Contemporary
Page No: 41

02 Phoenix Oak

Engineered

Code: 900119
Collection: Contemporary
Page No: 41

03 Haus Smoked Oak Wide

Engineered

Code: 900123
Collection: Contemporary
Page No: 39

Left
900119 Phoenix Oak





01



02



03

01 Sloane Smoked Oak

Engineered

Code: 900303
Collection: Parquet
Page No: 33

02 Savoy Smoked Oak

Engineered

Code: 900307
Collection: Parquet
Page No: 32

03 Cormier Smoked Oak

Engineered

Code: 900308
Collection: Parquet
Page No: 32



Above
900119 Phoenix Oak

Left
900307 Savoy Oak



PARQUET

ENGINEERED BLOCKS

Parquet engineered boards echo the timeless quality that can still be seen in floors that were laid long ago. Crucially, Atkinson & Kirby Parquet has the added modern advantage of stability and suitability for a range of substrates and underfloor heating. With the options of herringbone and chevron patterns and outstanding tonal choice, you're free to be absolutely on trend, perfectly traditional or anywhere in between.

Left
900307 Savoy Smoked Oak

PARQUET : ENGINEERED BLOCKS

9.8mm CHEVRON

Thanks to the easy aligning 5G click system, this new option makes quick, easy work of achieving a perfect chevron pattern with dependable precision.



01



02

01 Zerzura Oak

Engineered
Brushed & Natural Oil Protect
Select Grade

Code: 900304
Size: 9.8 x 140 x 740 mm
Wear layer: 3.6mm
Profile: 5G



03



04

02 Olympus Oak

Engineered
Brushed & Natural Oil Protect
Select Grade

Code: 900305
Size: 9.8 x 140 x 740 mm
Wear layer: 3.6mm
Profile: 5G

03 Mizora Oak

Engineered
Brushed & Natural Oil Protect
Select Grade

Code: 900306
Size: 9.8 x 140 x 740 mm
Wear layer: 3.6mm
Profile: 5G

04 Savoy Smoked Oak

Engineered
Brushed & Natural Oil Protect
Select Grade

Code: 900307
Size: 9.8 x 140 x 740 mm
Wear layer: 3.6mm
Profile: 5G



05



06

05 Cormier Smoked Oak

Engineered
Brushed & Natural Oil Protect
Select Grade

Code: 900308
Size: 9.8 x 140 x 740 mm
Wear layer: 3.6mm
Profile: 5G

06 Barbican Oak

Engineered
Brushed & Natural Oil Protect
Select Grade

Code: 900309
Size: 9.8 x 140 x 740 mm
Wear layer: 3.6mm
Profile: 5G



11mm HERRINGBONE

01 Hampstead Oak

Engineered
Smooth & Natural Oil Protect
Select Grade

Code: 900300
Size: 11 x 70 x 500mm
Wear layer: 3.6mm
Profile: Tongue & Groove



01

02 Harlesden Smoked Oak

Engineered
Smooth & Natural Oil Protect
Select Grade

Code: 900301
Size: 11 x 70 x 500mm
Wear layer: 3.6mm
Profile: Tongue & Groove



02

03 Kensington Oak

Engineered
Smooth & Natural Oil Protect
Select Grade

Code: 900302
SSize: 11 x 70 x 500mm
Wear layer: 3.6mm
Profile: Tongue & Groove



03

04 Sloane Smoked Oak

Engineered
Smooth & Natural Oil Protect
Select Grade

Code: 900303
Size: 11 x 70 x 500mm
Wear layer: 3.6mm
Profile: Tongue & Groove



04

PARQUET : ENGINEERED BLOCKS



Above
700758 Epsom



01



02



03



04



05



06

PARQUET : ENGINEERED BLOCKS

20mm HERRINGBONE

01 Harrow Oak

Engineered
Smooth & Lacquered
Rustic Grade

Code: 700751
Size: 20 x 100 x 500mm
Wear layer: 6mm
Profile: Tongue & Groove

02 Winchester Oak

Engineered
Brushed & UV Oiled
Rustic Grade

Code: 700752
Size: 20 x 100 x 500mm
Wear layer: 6mm
Profile: Tongue & Groove

03 Shrewsbury Oak

Engineered
Brushed & UV Oiled
Rustic Grade

Code: 700753
Size: 20 x 100 x 500mm
Wear layer: 6mm
Profile: Tongue & Groove

04 Westminster Oak

Engineered
Brushed & UV Oiled
Rustic Grade

Code: 700754
Size: 20 x 100 x 500mm
Wear layer: 6mm
Profile: Tongue & Groove

05 Chester Oak

Engineered
Brushed & UV Oiled
Rustic Grade

Code: 700755
Size: 20 x 100 x 500mm
Wear layer: 6mm
Profile: Tongue & Groove

06 Rugby Oak

Engineered
Smooth & UV Oiled
Rustic Grade

Code: 700756
Size: 20 x 100 x 500mm
Wear layer: 6mm
Profile: Tongue & Groove

07 Eton Oak

Engineered
Brushed & Natural Oiled
Rustic Grade

Code: 700757
Size: 20 x 100 x 500mm
Wear layer: 6mm
Profile: Tongue & Groove

08 Epsom Oak

Engineered
Brushed & Natural Oiled
Rustic Grade

Code: 700758
Size: 20 x 100 x 500mm
Wear layer: 6mm
Profile: Tongue & Groove

09 Marlborough Oak

Engineered
Brushed & Natural Oiled
Rustic Grade

Code: 700759
Size: 20 x 100 x 500mm
Wear layer: 6mm
Profile: Tongue & Groove

10 Dulwich Limed Oak

Engineered
Smooth & UV Oiled
Rustic Grade

Code: 700760
Size: 20 x 100 x 500mm
Wear layer: 6mm
Profile: Tongue & Groove



07



08



09



10





CONTEMPORARY

ENGINEERED PLANKS

The direct result of our continuing work to identify and analyse trends worldwide, the Contemporary collection enables you to create exactly the right ambience to match your taste. Precision engineering combines with cutting-edge colour and character to make Contemporary the future for engineered boards.

Left
900120 Marylebone Smoked Oak

CONTEMPORARY : ENGINEERED PLANKS



Above
900121 Camden Oak

CONTEMPORARY : ENGINEERED PLANKS

14mm PLANK - WIDE

01 Pimlico Oak

Engineered
Brushed & Natural Oil Protect
Rustic Grade

Code: 900122
Size: 14 x 222 x 2200 mm
Wear layer: 3.6mm
Profile: 5G



01

02 Haus Smoked Oak Wide

Engineered
Brushed & Natural Oil Protect
Super Rustic Grade

Code: 900123
Size: 14 x 222 x 2200 mm
Wear layer: 3.6mm
Profile: 5G



02

03 Asgard Oak

Engineered
Brushed & Natural Oil Protect
Super Rustic Grade

Code: 900124
Size: 14 x 222 x 2200 mm
Wear layer: 3.6mm
Profile: 5G



03



04

04 Borough Oak

Engineered
Brushed & Natural Oil Protect
Natural Grade

Code: 900125
Size: 14 x 222 x 2200 mm
Wear layer: 3.6mm
Profile: 5G



05 Bermondsey Oak

Engineered
Brushed & Natural Oil Protect
Super Rustic Grade

Code: 900126
Size: 14 x 222 x 2200 mm
Wear layer: 3.6mm
Profile: 5G

05



CONTEMPORARY : ENGINEERED PLANKS



Above
900117 Sorano Smoked Oak



01



02



03



04



05



06

14mm PLANK

01 Arcadia Oak

Engineered
Brushed & Natural Oil Protect
Natural Grade

Code: 900112
Size: 14 x 182 x 2200 mm
Wear layer: 3.6mm
Profile: 5G

02 Avalon Oak

Engineered
Brushed & Natural Oil Protect
Natural Grade

Code: 900113
Size: 14 x 182 x 2200 mm
Wear layer: 3.6mm
Profile: 5G

03 Elysian Oak

Engineered
Brushed & Natural Oil Protect
Super Rustic Grade

Code: 900114
Size: 14 x 182 x 2200 mm
Wear layer: 3.6mm
Profile: 5G

04 Ordos Smoked Oak

Engineered
Brushed & Natural Oil Protect
Rustic Grade

Code: 900115
Size: 14 x 182 x 2200 mm
Wear layer: 3.6mm
Profile: 5G

05 Kalahari Oak*

Engineered
Brushed & Natural Oil Protect
Super Rustic Grade

Code: 900116
Size: 14 x 182 x 2200 mm
Wear layer: 3.6mm
Profile: 5G

06 Sorano Smoked Oak

Engineered
Brushed & Natural Oil Protect
Natural Grade

Code: 900117
Size: 14 x 182 x 2200 mm
Wear layer: 3.6mm
Profile: 5G

07 Haus Smoked Oak

Engineered
Brushed & Natural Oil Protect
Super Rustic Grade

Code: 900118
Size: 14 x 182 x 2200 mm
Wear layer: 3.6mm
Profile: 5G

08 Phoenix Oak

Engineered
Brushed & Natural Oil Protect
Super Rustic Grade

Code: 900119
Size: 14 x 182 x 2200 mm
Wear layer: 3.6mm
Profile: 5G

09 Marylebone Smoked Oak

Engineered
Brushed & Natural Oil Protect
Select Grade

Code: 900120
Size: 14 x 182 x 2200 mm
Wear layer: 3.6mm
Profile: 5G

10 Camden Oak

Engineered
Brushed & Natural Oil Protect
Super Rustic Grade

Code: 900121
Size: 14 x 182 x 2200 mm
Wear layer: 3.6mm
Profile: 5G



07



08



09




10



*900116 has a reactive stain and the colour will develop greyer within the weeks after laying, once exposed to light.

CONTEMPORARY : ENGINEERED PLANKS



Above
527046 Manoa Oak



01



02



03

14mm PLANK

01 Manoa Oak

Engineered
Brushed & Lacquered
Rustic Grade

Code: 527046
Size: 14 x 180 x 2200 mm
Wear layer: 2.5mm
Profile: 5G

05 Mojave Limed Oak

Engineered
Brushed & Matt Lacquered
Select Grade

Code: 527065
Size: 14 x 180 x 2200 mm
Wear layer: 2.5mm
Profile: 5G

02 Tanami Oak

Engineered
Brushed & Natural Oiled
Rustic Grade

Code: 527047
Size: 14 x 180 x 2200 mm
Wear layer: 2.5mm
Profile: 5G

06 Macaria Oak

Engineered
Brushed & Matt Lacquered
Select Grade

Code: 900109
Size: 14 x 180 x 2200 mm
Wear layer: 2.5mm
Profile: 5G

03 Adelphi Oak

Engineered
Brushed & Matt Lacquered
Rustic Grade

Code: 527063
Size: 14 x 180 x 2200 mm
Wear layer: 2.5mm
Profile: 5G

07 Piccadilly Oak

Engineered
Brushed & Matt Lacquered
Select Grade

Code: 900110
Size: 14 x 180 x 2200 mm
Wear layer: 2.5mm
Profile: 5G

04 Farringdon Oak

Engineered
Smooth & Matt Lacquered
Natural Grade

Code: 527064
Size: 14 x 180 x 2200 mm
Wear layer: 2.5mm
Profile: 5G



04



05



06



17



CONTEMPORARY : ENGINEERED PLANKS



Above
900113 Avalon Oak



01



02



03



04

CONTEMPORARY : ENGINEERED PLANKS

14mm PLANK

01 Rasselas Oak

Engineered
Brushed & Lacquered
Rustic Grade

Code: 527048
Size: 14 x 180 x 2200 mm
Wear layer: 2.5mm
Profile: 5G

02 Sahara Oak

Engineered
Smooth & Matt Lacquered
Select Grade

Code: 527061
Size: 14 x 180 x 2200 mm
Wear layer: 2.5mm
Profile: 5G

03 Chiswick Oak

Engineered
Brushed & UV Oiled
Rustic Grade

Code: 527062
Size: 14 x 180 x 2200 mm
Wear layer: 2.5mm
Profile: 5G

04 Finsbury Oak

Engineered
Brushed & Matt Lacquered
Super Rustic Grade

Code: 527067
Size: 14 x 180 x 2200 mm
Wear layer: 2.5mm
Profile: 5G

05 Holborn Oak

Engineered
Brushed & Matt Lacquered
Rustic Grade

Code: 527076
Size: 14 x 180 x 2200 mm
Wear layer: 2.5mm
Profile: 5G

06 Kavir Oak

Engineered
Brushed & Lacquered
Select Grade

Code: 900108
Size: 14 x 180 x 2200 mm
Wear layer: 2.5mm
Profile: 5G

07 Temple Oak

Engineered
Brushed & Natural Oiled
Super Rustic Grade

Code: 900111
Size: 14 x 180 x 2200 mm
Wear layer: 2.5mm
Profile: 5G

08 Kilburn Oak

Engineered
Brushed & Natural Oiled
Super Rustic Grade

Code: 900127
Size: 14 x 180 x 2200 mm
Wear layer: 2.5mm
Profile: 5G



05



06



07



08





CALEDONIAN

ENGINEERED PLANKS

Caledonian comprises some of our most popular, classic designs, and gives you the ideal balance of aesthetic flexibility, durable performance and value.

With its characteristic emphasis on the lighter and honeyed tones of oak and walnut, Caledonian gives you a warm palette to work from. And whatever ambience you aim to create, these precision engineered boards also deliver exceptional stability and performance

Left

600100 Ness Smoked Oak

CALEDONIAN : ENGINEERED PLANKS



Above
600100 Ness Smoked Oak



01



02



03



04



05



06

20mm PLANK

01 Esk Oak

Engineered
Brushed & UV Oiled
Rustic Grade

Code: 501925
Size: 20 x 220 x 2200mm
Wear layer: 6mm
Profile: Tongue & Groove

02 Tummel Smoked Oak

Engineered
Smooth & UV Oiled
Rustic Grade

Code: 700728
Size: 20 x 160 x RL
Wear layer: 6mm
Profile: Tongue & Groove

03 Brora Limed Oak

Engineered
Smooth & UV Oiled
Rustic Grade

Code: 700729
Size: 20 x 160 x RL
Wear layer: 6mm
Profile: Tongue & Groove

04 Eden Oak

Engineered
Smooth & UV Oiled
Rustic Grade

Code: 700732
Size: 20 x 180 x RL
Wear layer: 6mm
Profile: Tongue & Groove

05 Glenmore Oak

Engineered
Smooth & UV Oiled
Natural Grade

Code: 501919A
Size: 20 x 190 x 1900mm
Wear layer: 6mm
Profile: Tongue & Groove

06 Carron Oak

Engineered
Brushed & UV Oiled
Rustic Grade

Code: 700349
Size: 20 x 190 x 1900mm
Wear layer: 6mm
Profile: Tongue & Groove

07 Almond Oak

Engineered
Smooth & Lacquered
Rustic Grade

Code: 700350
Size: 20 x 190 x 1900mm
Wear layer: 6mm
Profile: Tongue & Groove

08 Tweed Oak

Engineered
Brushed & UV Oiled
Super Rustic Grade

Code: 700351
Size: 20 x 190 x RL
Wear layer: 6mm
Profile: Tongue & Groove

09 Ness Smoked Oak

Engineered
Brushed & UV Oiled
Rustic Grade

Code: 600100
Size: 20 x 190 x 1900mm
Wear layer: 6mm
Profile: Tongue & Groove

10 Moray Smoked Oak

Engineered
Brushed & UV Oiled
Rustic Grade

Code: 900105
Size: 20 x 190 x 1900mm
Wear layer: 6mm
Profile: Tongue & Groove



07



08



09



10



CALEDONIAN : ENGINEERED PLANKS



Above
700350 Almond Oak



01



02



03



04



05



06

18mm PLANK

01 Nevis Oak

Engineered
Smooth & Lacquered
Natural Grade

Code: 526024
Size: 18 x 125 x RL
Wear layer: 5mm
Profile: Tongue & Groove

02 Benmore Oak

Engineered
Brushed & Lacquered
Natural Grade

Code: 526028
Size: 18 x 125 x RL
Wear layer: 5mm
Profile: Tongue & Groove

03 Lomond Oak

Engineered
Brushed & UV Oiled
Natural Grade

Code: 526029
Size: 18 x 125 x RL
Wear layer: 5mm
Profile: Tongue & Groove

04 Saddle Oak

Engineered
Smooth & Lacquered
Natural Grade

Code: 700102
Size: 18 x 150 x RL
Wear layer: 4mm
Profile: Tongue & Groove

05 Cairnwell Oak

Engineered
Brushed & UV Oiled
Natural Grade

Code: 700103
Size: 18 x 150 x RL
Wear layer: 4mm
Profile: Tongue & Groove

06 Tolmont Limed Oak

Engineered
Brushed & UV Oiled
Rustic Grade

Code: 900100
Size: 18 x 150 x RL
Wear layer: 4mm
Profile: Tongue & Groove

07 Mayar Limed Oak

Engineered
Brushed & UV Oiled
Rustic Grade

Code: 900101
Size: 18 x 150 x RL
Wear layer: 4mm
Profile: Tongue & Groove

08 Gulvain Smoked Oak

Engineered
Brushed & UV Lacquered
Rustic Grade

Code: 900102
Size: 18 x 150 x RL
Wear layer: 4mm
Profile: Tongue & Groove

09 Wyvis Smoked Oak

Engineered
Brushed & Hardwax Oiled
Rustic Grade

Code: 900104
Size: 18 x 150 x RL
Wear layer: 4mm
Profile: Tongue & Groove

10 Drumochter Walnut

Engineered
Smooth & UV Oiled
Natural Grade

Code: 900103
Size: 18 x 150 x RL
Wear layer: 4mm
Profile: Tongue & Groove




07



08



09



10



CALEDONIAN : ENGINEERED PLANKS



Above
600100 Ness Smoked Oak



01



02



03



04



05



06

14mm PLANK

01 Uist Oak

Engineered
Smooth & Lacquered
Rustic Grade

Code: 524008A
Size: 14 x 150 x 1900 mm
Wear layer: 3mm
Profile: 2G

02 Easdale Oak

Engineered
Smooth & UV Oiled
Rustic Grade

Code: 524006A
Size: 14 x 150 x 1900mm
Wear layer: 3mm
Profile: 2G

03 Lismore Oak

Engineered
Brushed & UV Oiled
Rustic Grade

Code: 524004A
Size: 14 x 150 x 1900mm
Wear layer: 3mm
Profile: 2G

04 Jura Oak

Engineered 3 strip
Smooth & Lacquered
Rustic Grade

Code: 526013
Size: 14 x 207 x 2200mm
Wear layer: 2.5mm
Profile: 5G

5 year warrantee

05 Isla Oak

Engineered
Smooth & Matt Lacquered
Rustic Grade

Code: 700157
Size: 14 x 125 x RL
Wear layer: 3mm
Profile: 2G

06 Iona Oak

Engineered
Brushed & UV Oiled
Rustic Grade

Code: 700158
Size: 14 x 125 x RL
Wear layer: 3mm
Profile: 2G

07 Harris Oak

Engineered
Brushed & UV Oiled
Rustic Grade

Code: 700159
Size: 14 x 150 x RL
Wear layer: 3mm
Profile: 2G

08 Lewis Oak

Engineered
Smooth & Matt Lacquered
Rustic Grade

Code: 700160
Size: 14 x 150 x RL
Wear layer: 3mm
Profile: 2G

09 Westray Oak

Engineered
Brushed & UV Oiled
Super Rustic Grade

Code: 900106
Size: 14 x 190 x 1900mm
Wear layer: 3mm
Profile: 5G

10 Arran Oak

Engineered
Brushed & UV Oiled
Super Rustic Grade

Code: 900107
Size: 14 x 190 x 1900mm
Wear layer: 3mm
Profile: 5G



07



08



09



10





SOLID WOOD

PLANKS, STRIPS & BLOCKS

For some there's nothing quite so authentic as a solid natural block or plank floor. This is our classic range, a statement of quality which goes back to Atkinson & Kirby's roots in 1903. And whilst the format is steeped in tradition, the character you can give a space with Solid Wood is as varied as the tonal richness of the wood itself.

Left
700420 Burghley Oak

SOLID WOOD : PREFINISHED



Above
700421 Hatfield Oak



01



02



03



04



05



06

PLANKS

01 American Walnut

Solid Plank
Smooth & Lacquered
Natural Grade

Code: 501899
Size: 18 x 130 x RL
Profile: Tongue & Groove

02 Hardwick Oak

Solid Plank
Handscraped & Lacquered
Natural Grade

Code: 501913
Size: 18 x 125 x RL
Profile: Tongue & Groove

03 Chatsworth Oak

Solid Plank
Handscraped & Lacquered
Natural Grade

Code: 501912
Size: 18 x 125 x RL
Profile: Tongue & Groove

04 Burghley Oak

Solid Plank
Handscraped & Lacquered
Natural Grade

Code: 700420
Size: 18 x 150 x RL
Profile: Tongue & Groove

05 Hatfield Oak

Solid Plank
Handscraped & Lacquered
Natural Grade

Code: 700421
Size: 18 x 150 x RL
Profile: Tongue & Groove

06 Finger Jointed Oak

Solid Plank
Handscraped & Lacquered
Super Rustic Grade

Code: 900202
Size: 18 x 203 x 2200mm
Profile: Tongue & Groove

07 Dark Finger Jointed Oak

Solid Plank
Handscraped & Lacquered
Super Rustic Grade

Code: 900201
Size: 18 x 203 x 2200mm
Profile: Tongue & Groove

08 Blenheim Hickory

Solid Plank
Saw Cut & Lacquered
Rustic Grade

Code: 900200
Size: 18 x 125 x RL
Profile: Tongue & Groove

09 Canadian Maple

Solid Plank
Smooth & Lacquered
Natural Grade

Code: 525016
Size: 20 x 125 x RL
Profile: Tongue & Groove

30 year warrantee

10 Canadian Maple

Solid Plank
Smooth & Lacquered
Prime Grade

Code: 525017
Size: 20 x 125 x RL
Profile: Tongue & Groove

30 year warrantee



07



08



09



10



SOLID WOOD : UNFINISHED



Above

414410 Oak Prime 70W 254L



01



02



03

STRIPS & BLOCKS

01 Prime Oak Strip

Solid Strip
Unfinished
Prime Grade
Tongue & Groove

Oak Prime 63W RL
Code: 404425
Size: 20 x 63 x RL

Oak Prime 89W RL
Code: 404424
Size: 20 x 89 x RL

Oak Prime 114W RL
Code: 404423
Size: 20 x 114 x RL

02 Natural Oak Strip

Solid Strip
Unfinished
Natural Grade
Tongue & Groove

Oak Natural 63W RL
Code: 404429
Size: 20 x 63 x RL

Oak Natural 89W RL
Code: 404427
Size: 20 x 89 x RL

Oak Natural 114W RL
Code: 404428
Size: 20 x 114 x RL

Oak Natural 140W RL
Code: 404430
Size: 20 x 140 x RL

Oak Natural 150W RL
Code: 404421
Size: 20 x 150 x RL

Oak Natural 165W RL
Code: 404433
Size: 20 x 165 x RL

03 Maple Block

Solid Block
Unfinished
Prime Grade
Tongue & Groove

Maple Prime 83W RL
Code: 504500
Size: 20 x 83 x RL

Maple Prime 57W RL
Code: 504502
Size: 20 x 57 x RL

04 Prime Oak Block

Solid Block
Unfinished
Prime Grade
Tongue & Groove

Oak Prime 70W 228L
Code: 414403
Size: 20 x 70 x 228mm

Oak Prime 70W 254L
Code: 414410
Size: 20 x 70 x 254mm

Oak Prime 70W 300L
Code: 414407
Size: 20 x 70 x 300mm

Oak Prime 70W 350L
Code: 414400
Size: 20 x 70 x 350mm

05 Natural Oak Block

Solid Block
Unfinished
Natural Grade
Tongue & Groove

Oak Natural 70W 228L
Code: 414413
Size: 20 x 70 x 228mm

Oak Natural 70W 254L
Code: 414409
Size: 20 x 70 x 254mm

Oak Natural 70W 300L
Code: 414408
Size: 20 x 70 x 300mm

Oak Natural 70W 350L
Code: 414404
Size: 20 x 70 x 350mm

06 Rustic Oak Block

Engineered
Unfinished
Rustic Grade
Tongue & Groove

Oak (Engineered)
Code: 700750
Size: 20 x 100 x 500mm



04



05



06



LUXURY VINYL

PLANKS & TILES

The technology of vinyl boards means any look is possible. Our Vinyl range gives you the most up to date selection of decors to create stunning interiors from the ground up. The registered embossed finish adds a textural dimension to give even more character, coupled with the purely practical benefits of easy-fit, exceptional stability thanks to the 5G fold down locking system, easy maintenance and moisture resistant performance.



LUXURY VINYL

PLANKS

01 Liwa Oak

Vinyl Plank
Embossed in Register

Code: 900400
Size: 4.2 x 178 x 1219mm
Vinyl: 0.55mm
Profile: 5G



01

02 Kufra Oak

Vinyl Plank
Embossed in Register

Code: 900401
Size: 4.2 x 178 x 1219mm
Vinyl: 0.55mm
Profile: 5G



02

03 Ubari Oak

Vinyl Plank
Embossed in Register

Code: 900402
Size: 4.2 x 178 x 1219mm
Vinyl: 0.55mm
Profile: 5G



03

04 Grey Lambeth Oak

Vinyl Plank
Embossed in Register

Code: 900403
Size: 4.2 x 178 x 1219mm
Vinyl: 0.55mm
Profile: 5G



04

Left

900400 Liwa Oak



*Lifetime warranty residential / 30 year warranty commercial.

LUXURY VINYL



01



02



03



04



05

LUXURY VINYL

PLANKS & TILES

01 Dark Battersea Oak

Vinyl Plank
Embossed in Register

Code: 900404
Size: 4.2 x 178 x 1219mm
Vinyl: 0.55mm
Profile: 5G

02 White Medina Oak

Vinyl Plank
Embossed in Register

Code: 900405
Size: 4.2 x 178 x 1219mm
Vinyl: 0.55mm
Profile: 5G

03 Sinapia Oak

Vinyl Plank
Embossed in Register

Code: 900406
Size: 4.2 x 178 x 1219mm
Vinyl: 0.55mm
Profile: 5G

04 Light Icaria Oak

Vinyl Plank
Embossed in Register

Code: 900407
Size: 4.2 x 178 x 1219mm
Vinyl: 0.55mm
Profile: 5G

05 Oceana Oak

Vinyl Plank
Embossed in Register

Code: 900408
Size: 4.2 x 178 x 1219mmmm
Vinyl: 0.55mm
Profile: 5G

06 Tabas Travertine

Vinyl Tile
Textured

Code: 900409
Size: 4.2 x 300 x 600mm
Vinyl: 0.55mm
Profile: 5G

07 Limehouse Concrete

Vinyl Tile
Textured

Code: 900410
Size: 4.2 x 300 x 600mm
Vinyl: 0.55mm
Profile: 5G

08 Dark Clerkenwell Concrete

Vinyl Tile
Textured

Code: 900411
Size: 4.2 x 300 x 600mm
Vinyl: 0.55mm
Profile: 5G



06



07



08



*Lifetime warranty residential / 30 year warranty commercial.



INSPIRATIONAL FLOORS TO ENHANCE EVERY PROJECT

PROJECTS

Whatever the project and whatever your vision for its design and mood, Atkinson & Kirby has the palette of options to make your ideas an impressive reality. And along with aesthetic considerations, our ranges also satisfy all the technical aspects which will inform the design and the floor's lasting functionality for any application.

Left

900115 Ordos Smoked Oak



PROJECTS

01 Abode Hotel Manchester

Application: Reception flooring
Collection: Parquet
Brief: Luxury, style and durability



01

02 City of Glasgow College

Application: Central Atrium flooring
Collection: Caledonian
Brief: Contemporary, beautiful, very durable



02

03 Brocco On The Park Hotel

Application: Bedroom flooring
Collection: Luxury Vinyl
Brief: Classic elegance, slip resistant, durable



03

04 Heriot Watt University

Application: James Watt Building flooring
Collection: Caledonian
Brief: Character, rich history, long lasting



04

Left

Brocco On The Park Hotel



PROJECTS



01



02



03

01 The Huller and Cheese Development

Application: Contemporary Apartment and Luxury Penthouse flooring
Collection: Caledonian
Brief: High end, natural character, long lasting

02 National Museum of Scotland

Application: Interactive Exhibits Area flooring
Collection: Concept Flooring
Brief: To seamlessly match existing historic flooring

03 The Midland Hotel Morecambe

Application: Chevron pattern flooring
Collection: Solid Wood
Brief: Style, high quality, keeping the character of the original building

Left

National Museum of Scotland



CHOOSING YOUR PERFECT FLOOR

STYLE & SUITABILITY

In choosing your floor it's crucial to consider a range of factors to make sure the overall specification suits your project. Naturally, the aesthetic side of the equation is a matter of interpreting your vision and finding the best matches among the hundreds of options across our collections. Working out the technical performance required from the floor is just as important, and we have plenty of ways to help you make the right selection.

Left
900115 Ordos Smoked Oak

MAKING THE RIGHT CHOICE

ENGINEERED OR SOLID?

Solids are the traditional method of hardwood floor coverings, however over recent decades engineered boards have become the more popular choice due to superior stability, versatility and the requirement to use smaller amounts of eco-precious hardwoods. Engineered boards are essentially a 'sandwich' of layers. Beneath the hardwood wearing surface, the layers are arranged cross grained so reduces the amount of natural expansion and contraction, which this is why engineered boards work well with underfloor heating. Using less hardwood also adds to engineered board's green credentials. Solid boards are suitable for nail or if 18mm minium can be laid directly onto joists or battons (250mm). Some solid boards can also be sanded and re-finished many times, whereas engineered boards with a thin wear layer offer less refurbishment potential.

GRADE

The grade of hardwood is set when the natural logs are selected. This groups the timber according to the number and nature of features such as knots, splits, grain and colour. Your choices range from 'Prime' grade to 'Super Rustic', to provide a wide range of character options in convenient groupings. The grading is purely an aesthetic guide; no one type has technical advantages over the other, it simply helps you to choose the look and character of the floor.



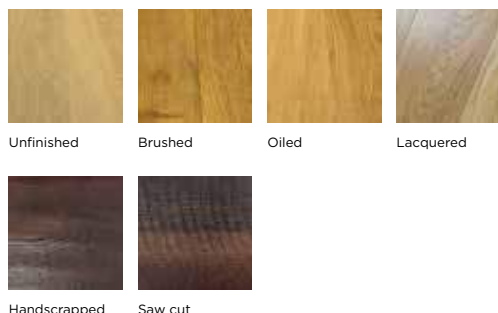
SHADE

The floor is the foundation for the overall decor of a room, so the colour shade of the floor can help set the tone for the whole feel and mood. Rustic warm mid tones can create a vintage ambience, whereas Scandinavian influenced pale woods give a fresh, light, modern effect. Dark floors can work well in larger areas, and can be both historic or ultra-modern

in appearance. Smaller rooms, or rooms without natural light tend to benefit from pale or bleached tones helping to create a feeling of space. Of course personal preference is a major factor, and our comprehensive range of timbers means your perfect floor is right here waiting for you.


FINISH

Our finish options include oiled, lacquered and steel-brushed to enhance texture - we can also supply hand-scraped products for a highly on-trend 'craft' look. The coatings are clear, and bring out the beauty of the wood while protecting it effectively. They are applied at the factory and some are hardened by UV treatment with some being hardened; this generally produces more durable protection than site-applied coatings. Unfinished boards can be supplied for finishing in-situ.



EDGE STYLE

It may seem a very minor and subtle feature, but the edge style of boards and blocks has a real impact on the overall look of a finished floor. The two main styles are micro bevelled and square edge. A bevel is often applied to factory finished boards, to give a more traditional look which defines each board. Square edge is standard to all unfinished boards which will be sanded on site – the effect is a seamless look across the floor.



STYLE



CHOOSING THE RIGHT FLOOR

WEAR LAYER

Engineered wood flooring is made up of layers of wood that have been glued and then pressed together under high pressure. The top layer, is the decorative layer you see and walk on. This is described as the 'wear layer'. This layer, dependent upon which flooring you choose, will be anything from 2.5mm to 6mm thick. The thickness required is dependent on the amount of traffic a floor will receive. Obviously a thicker wear layer can be sanded and sealed more frequently than a thinner wear layer. In a commercial area with heavier traffic a thicker wear layer would be the best solution as it would last longer.

HARDNESS

Amongst 'hardwoods' there can actually be quite a difference in hardness. Obviously, for areas of heavy wear in sectors such as retail, hospitality and commercial, the wearing surface needs to be of a tougher grade. Don't hesitate to contact us for advice on the best wood for your application.

SUBFLOOR

The surface the floor is to be laid on is another important element to factor-in to your plans. If you're considering battens (at 250mm centres), engineered boards or solid wood is suitable so long as the overall thickness is over 18mm. Laying direct to concrete, solid or engineered boards can be used, but new concrete must be fully cured to acceptable moisture levels – please ask us for advice. Both solid and engineered boards can be laid on existing wooden floors.

UNDERFLOOR HEATING

The choice is straightforward: if the floor is to be used over underfloor heating, engineered board is the best solution. The variations in temperature and humidity caused by this kind of heating system are likely to cause solid wood to expand and contract to unacceptable levels, and gaps and warping may occur. It's important to note that water-based underfloor heating heats and cools down more slowly than electrical systems, so if underfloor heating is part of your floor specification, it's best to choose the water-based option.

T&G OR GLUELESS CLICK SYSTEM

Tongue and groove has been the traditional fixing method for floor boards for centuries, and is still a good option – either secret-nailed or stick down installation as suits the site conditions. The glueless click system has become the more popular choice; it offers the benefits of fast easy fitting, less mess and installation noise, no adhesive curing time and no gaps between boards. Please contact us if you want further guidance on these fixing methods.

KITCHENS & BASEMENTS

Given the exposure to moisture and sometimes limited ventilation in kitchen and basement environments, engineered board's stability makes it the more dependable flooring choice in these circumstances. We don't recommend the use of hardwood flooring for bathrooms. Water and wood do not mix!

CLEANING & MAINTENANCE

All our floors are easy to maintain. We recommend market leading WOCA products for cleaning and maintenance. See page 82 for full details or visit www.akirby.co.uk/maintenance-instructions/

FINISHING THE JOB

Atkinson & Kirby offer a range of finishing accessories, including edge trims, door profiles and pipe covers. Visit www.akirby.co.uk.

SUITABILITY





INSTALLATION, FINISHING & MAINTENANCE

Perfect detailing enabled by high quality accessories is what defines the calibre of a flooring project. Equally, those unseen components such as underlay, fixings and adhesives are none-the-less essential to the integrity of your work. Atkinson & Kirby's range of quality scotias, ramps, end caps, thresholds, stair nosings and more ensure that your floor is clearly finished to the highest standards.

INSTALLATION

INSTALLATION GUIDE IMPORTANT CONSIDERATIONS

Correct preparation: Storage, acclimatisation, humidity and temperature

Flooring must be stored in the packs with the packs flat, indoors on a wind and watertight site with the heating on. The flooring should be acclimatised for 48-72 hours with the humidity range at 45-65%; temperature should be maintained at about 18°C. Upon delivery, check wood flooring moisture content with a moisture meter to establish a baseline for required acclimatisation. Site conditions should also be checked for excessive moisture prior to installation.

Waste factor

Dependent on the design of the floor a waste factor of 5-10% should be taken into account.

Perimeter of the room

As a general rule we recommend at least 10-15mm expansion gap around the perimeter of the room, at doorways and any other vertical surfaces. These expansion gaps can be covered by skirting boards or mouldings which can be purchased from Atkinson & Kirby.

Doorways

At doorways the floor should always be broken leaving the correct expansion gaps at the door jambs and stops. This gap can be covered by a matching hardwood profile.

Pipes and other fixed objects

The installer should leave around a 12mm expansion gap between the object and the flooring which can be hidden by matching mouldings or pipe covers once the installation is complete.

Installations on stairs

Flooring on stairs must be fully nailed to the stair treads. Stair nosings should be fixed using screws or nails also.

The choice of installation method depends on the specific variables and the requirements of the site and the type of floor to be installed. Your installer should assess using the following criteria.

PRE-INSTALLATION

Moisture checks

Prior to installation the material to be laid, temperature and humidity should all be checked. Water and wood do not mix!

Subfloor

The subfloor must be dry, flat, level, sound and free from dust and debris. If this is not the case the subfloor should be prepared so that it meets this criteria. Poor preparation could affect the performance of your new floor.

Is there a requirement for improved acoustics?

Use an underlay with a higher db rating with an engineered floor. See page 84.

Solids are not suitable for underfloor heating

INSTALLATION METHODS

The choice of installation method depends on the specific site circumstances and the type of existing or proposed subfloor. Your installer can advise:

Stick down

Both solid and engineered floors can be glued down provided that the sub floor is dry, flat, level, sound and even. Stick down is the best method for heat transference so ideal in conjunction with water based underfloor heating systems. Atkinson and Kirby provide a full range of adhesives for stick down installation.

Floating

Only engineered tongue and groove and 'click' flooring can be floated, meaning that it need not be nailed or glued. Floating is the most efficient way of installation. The subfloor again should be dry flat, level, sound and even.

Secret nailing

Both tongue and groove engineered and solid flooring can be secret nailed. Secret nailing is ideal for wood based subfloors.

Click profile

Click flooring, simply clicks together. It does not need to be glued, or nailed. Atkinson & Kirby supply the market leading click profiles across their ranges.

Block flooring

Both solid and engineered block flooring should be glued down. Atkinson & Kirby provide a full range of adhesives

CLEANING AND MAINTAINANCE

All our products are designed for easy cleaning and maintenance, and we recommend the use of WOCA products for keeping our hardwood floors in top condition.

POST INSTALLATION ADVICE

Don't forget that wood is a natural, living material and that we must look after it for life. A proper maintenance program should always be carried out. Barrier matting should be placed at all exterior doorways to help prevent scratching. Remember that pets claws, stiletto heels and dirt/grit left on the floor can scratch wood; regular maintenance should be carried out to prevent this to create the perfect floor – just contact us to discuss any aspect of your flooring project.

FURTHER HELP

To ensure your finished floor demonstrates quality in every detail, we offer a range of finishing accessories, such as edge trims, door profiles and pipe covers. You can view the full range at www.akirby.co.uk

INSTALLATION



MAINTENANCE - GENERAL ADVICE

The Do's and Dont's of maintaining hardwood flooring

Do

- Clean the floor regularly
- Wipe up any spilt liquids immediately (wood will absorb liquids and expand).
- Use protective pads under all furniture legs.
- Use barrier mats at all external doors.
- Protect your floor from grit.
- Keep the ambient temperature to 18-20°C.

Don't

- Allow liquid to stand on the floor; this can cause the wood to expand
- Use a wet mop to clean the floor. Always use a damp mop.
- Use abrasive cleaners, these will damage the finish.
- Allow sharp or abrasive objects to come into contact with the floor.

As with all hardwood floors maintenance is the key to lifelong service and beauty. By following these simple maintenance guidelines you will maintain the natural beauty of the floor and it will remain attractive and give many years of use. You should always remember, wood is a natural product; its looks may improve as the floor matures.

Routine Maintenance

Dirt and grit can cause damage to all wooden floors. Make sure that a sturdy doormat is in place both inside and outside all exterior access doorways. Always protect the floor by using felt pads on furniture legs. Sharp objects such as pets claws and stiletto heels can cause damage to your floor.

We recommend WOCA products for periodic cleaning of the floor. Please refer to the Manufacturer's instructions when using any cleaning products.

MAINTENANCE - LACQUERED FLOORS

Regular cleaning

Weekly - monthly depending upon use

Vinyl and Lacquer Soap is used for the regular cleaning of lacquered flooring. Vinyl and Lacquer Soap does not build a soap film and is therefore ideal for surfaces requiring frequent cleaning.

Mix 125ml Vinyl and Lacquer Soap into 5 litres of water for the regular cleaning. Clean the floor lengthwise. It is recommendable to work with two buckets – one with rinse water for the wringing out of the mop and another one with the soap solution.

It is recommendable to use as little water as possible for the cleaning and make sure that no water is left on the surface after cleaning. Please note - Particularly dirty floors may be cleaned with Wood Cleaner, and stubborn stains may be removed with Spot Remover.

Occasional maintenance

Every few months depending upon use

Vinyl and Lacquer Care is suitable for PVC, laminated and lacquered surfaces.

Vinyl and Lacquer Care strengthens the surface as it protects against wear and tear and scratches and in that way, it prolongs the life of the lacquered surface.

Vinyl and Lacquer Care is self removable by next application and therefore, it does not build up a thick layer on the surface.

Cleaning

Mix Wood Cleaner into water in the ratio 1:10. Clean the floor thoroughly until the surface is completely clean. The floor must be absolutely dry before application of Vinyl and Lacquer Care.

Tip: Always work with two buckets – one with Wood Cleaner mixed into water and one with rinse clear water.

MAINTENANCE - OILED OR WAXED FLOORS

Regular cleaning

Weekly - monthly depending upon use

Natural Soap white is recommended for light wood species, while Natural Soap natural is ideal for dark wood. May be used for the cleaning and maintenance of all known oil systems. Natural Soap is a quality soap, which due to its nourishing properties quickly closes the pores of the wood and protects against dirt and penetration of liquids.

Cleaning Natural Soap white is shaken carefully before use. 125 ml Natural Soap is mixed with 5 litres of lukewarm water. It is recommended always to work with 2 buckets: one with soap water and one with rinse water. Clean the floor with minimum quantity of water – leave soap water on floor briefly in order to dissolve dirt. Remove dirty soap water with hard wrung out mop or cloth and rinse out in bucket with rinse water.

Tip:

Very dirty floors may be cleaned with Wood Cleaner and subsequently with Natural Soap. Areas with heavy wear may be maintained with Maintenance Paste after cleaning with Wood Cleaner.

Particularly difficult stains may be removed with Spot Remover.

MAINTENANCE

Occasional maintenance

Every few months depending upon use

Natural Oil Refresher is typically used for natural oiled and colour oiled floors, and white Oil Refresher for white oiled wood floors. Oil Refresher combines efficient cleaning with re-oiling, as additional oil is penetrating into the wood forming a matt protective layer on the surface

1. Shake the bottle well before use.
2. The floor must be free from dust before treatment.
3. Mix your Oil Refresher into lukewarm water:

For traditionally oiled floors: 1:20 (250ml Oil Refresher into 5 litres of water). For UV-oiled and oil-waxed floors: 1:40 (125ml Oil Refresher into 5 litres of water). The mixture ratio can vary depending on wear

4. Use two buckets – one with your Oil Refresher mixed into water and one with rinse water. At first, dip the floor cloth or mop into the Oil Refresher mixture and clean the floor with the light wrung cloth or mop lengthwise of the floor. Then rinse the cloth or mop in clear water, wring hard and dip it into the Oil Refresher mixture again. This time the cloth or mop needs to be extremely hard wrung before wiping the floor again lengthwise of the floor, in order to leave as little moisture on the floor as possible. It is recommended to clean an area of approx. 10m² at the time. By doing it this way the floor is exposed to moisture only for a short period.
5. Leave the floor to dry for approx. two hours.
6. If a light shine is wanted, polish the dry floor with a 62 white pad.

Initial finishing - Annual care

Before a new floor is taken into use it is recommended to buff it – both industrially oiled floors and residentially oiled floors. The final buffing provides a hard-wearing surface and may take place either by hand or with machine. Oiled floors should be maintained regularly – normally once a year, but more often in case of floors exposed to extremely hard wear.

Cleaning

Firstly clean the floor as described in 'Regular Cleaning'. Leave the floor to dry for at least 8 hours after cleaning. The floor must be completely dry.

Maintenance Paste

Apply the Maintenance Paste onto the white polishing pad or cotton cloth. Use floor machine for distribution of Maintenance Paste for large areas. Use a floor machine for the distribution of Maintenance Paste for large areas.

Polishing

Make sure that the Maintenance Paste is polished uniformly into the wood. Buffing continues until the wood appears saturated and silk-matt. Apply more paste if necessary.









Final polishing




If a very matt finish is required, make buffing with cotton cloths under polishing pad.

Let surface rest for 4 hours. Do not expose floor to water for 48 hours after finishing.



INSTALLATION









































	Code	Description	Size (Th x W x L)	DB	Pack Size (m ²)	Underfloor Heating	Fitting Requirements
UNDERLAY							
	530511	Timbertech 2	3mm x 1000mm x 10m	20	10	-	Roll Out
	530513	Quicktherm	1.8mm x 1000mm x 10m	19	19	●	Roll Out
	540580	Polyfoam White	2mm x 1000mm x 15m	18	15	-	Roll Out
	540581	Polyfoam White	2mm x 1000mm x 120m	19	120	-	Roll Out
	540584	Sound Click LVT	1.5mm x 1000mm x 15m	18	15	-	NR
	540585	XPS Foam	5mm x 856mm x 600mm	20	9.76	-	Loose Lay Brickbond
	540586	Polyfoam Vapour Control	3mm x 1000mm x 15m	18	15	-	Roll Out
	540587	Polyfoam (Acoustic) Gold	5mm x 1000mm x 15m	22	15	-	Roll Out

	Code	Description
FIXINGS		
	530636	Laybond (L16) Wood Adhesive 15kg
	530644	Laybond (L19) MS Wood Adhesive 16kg
	530674	SIKA AT Universal Sausage 60 600ml
	530650	SIKA Rapid DPM 5 Litre
	700648	PRIMATECH T Nails 38mm 16 Gauge
	700651	PRIMATECH T Nails 50mm 16 Gauge
	900500	Chevron fitting tool

FINISHING









































	Code	Description	Species	Finish	Size (Th x W x L)
PROFILES					
	437004	MDF White Primed Scotia	White Primed MDF	White Effect	18 x 18 x 2400
	437005	MDF Oak Effect Scotia	MDF	White Effect	18 x 18 x 2400
	437210	Oak Scotia	Solid Oak	UV Satin Lacquered	18 x 18 x 2400
	437501	Oak End Cap Trim	Solid Oak	UV Satin Lacquered	19 x 40 x 2700
	437503	Oak End Cap Trim with Fixing	Solid Oak	UV Satin Lacquered	20 x 40 x 900
	437504	Oak Ramp with Fixing	Solid Oak	UV Satin Lacquered	20 x 63 x 900
	437506	Oak Ramp with Fixing	Solid Oak	UV Satin Lacquered	2700 length
	437508	Oak Twin with Fixing	Solid Oak	UV Satin Lacquered	16 x 50 x 900
	437510	Oak Twin Threshold	Solid Oak	UV Satin Lacquered	16 x 50 x 2700
	530256	Oak Semi Ramp Profile	Solid Oak	UV Satin Lacquered	18 x 59 x 3000
	530257	Oak Semi Ramp Profile	Solid Oak	UV Satin Lacquered	18 x 59 x 990
	530281	Light Oak Stair Nosing	Solid Oak	UV Satin Lacquered	3000 length
	530282	Light Oak Stair Nosing	Solid Oak	UV Satin Lacquered	1000 length
	530289	Light Oak Nosing	Solid Oak	UV Satin Lacquered	3000 length
	530350	Light Oak Stair Nosing	Solid Oak	UV Satin Lacquered	44 x 60 x 1000
	437301	Oak Radiator Pipe Cover	Solid Oak	UV Satin Lacquered	10 x 45 x NR
	530304	Light Oak Radiator Pipe Cover	Solid Oak	Unfinished	10 x 45 x NR

FLOORING SPECIFICATION

	All dimensions in mm.	Code	Name	Surface	Finish	Grade
PARQUET : ENGINEERED BLOCKS						
9.8 mm Chevron*		900304A 900304B	Zezura Oak	Brushed	Natural Oil Protect	Select
		900305A 900305B	Olympus Oak	Brushed	Natural Oil Protect	Select
		900306A 900306B	Mizora Oak	Brushed	Natural Oil Protect	Select
		900307A 900307B	Savoy Smoked Oak	Brushed	Natural Oil Protect	Select
		900308A 900308B	Cormier Smoked Oak	Brushed	Natural Oil Protect	Select
		900309A 900309B	Barbican Oak	Brushed	Natural Oil Protect	Select
11 mm Herringbone		900300	Hampstead Oak	Smooth	Natural Oil Protect	Select
		900301	Harlesden Smoked Oak	Smooth	Natural Oil Protect	Select
		900302	Kensington Oak	Smooth	Natural Oil Protect	Select
		900303	Sloane Smoked Oak	Smooth	Natural Oil Protect	Select
20 mm Herringbone		700751	Harrow Oak	Smooth	Lacquer	Rustic
		700752	Winchester Oak	Brushed	UV Oil	Rustic
		700753	Shrewsbury Oak	Brushed	UV Oil	Rustic
		700754	Westminster Oak	Brushed	UV Oil	Rustic
		700755	Chester Oak	Brushed	UV Oil	Rustic
		700756	Rugby Oak	Smooth	UV Oil	Rustic
		700757	Eton Oak	Brushed	Natural Oil	Rustic
		700758	Epsom Oak	Brushed	Natural Oil	Rustic
		700759	Marlborough Oak	Brushed	Natural Oil	Rustic
		700760	Dulwich Limed Oak	Smooth	UV Oil	Rustic
CONTEMPORARY : ENGINEERED PLANKS						
14 mm Plank Wide		900122	Pimlico Oak	Brushed	Natural Oil Protect	Rustic
		900123	Haus Smoked Oak Wide	Brushed	Natural Oil Protect	Super Rustic
		900124	Asgard Oak	Brushed	Natural Oil Protect	Super Rustic
		900125	Borough Oak	Brushed	Natural Oil Protect	Natural
		900126	Bermondsey Oak	Brushed	Natural Oil Protect	Super Rustic
14 mm Plank		900112	Arcadia Oak	Brushed	Natural Oil Protect	Natural
		900113	Avalon Oak	Brushed	Natural Oil Protect	Natural
		900114	Elysian Oak	Brushed	Natural Oil Protect	Super Rustic
		900115	Ordos Smoked Oak	Brushed	Natural Oil Protect	Rustic
		900116	Kalahari Oak	Brushed	Natural Oil Protect	Super Rustic
		900117	Sorano Smoked Oak	Brushed	Natural Oil Protect	Natural
		900118	Haus Smoked Oak	Brushed	Natural Oil Protect	Super Rustic
		900119	Phoenix Oak	Brushed	Natural Oil Protect	Super Rustic
		900120	Marylebone Smoked Oak	Brushed	Natural Oil Protect	Select
		900121	Camden Oak	Brushed	Natural Oil Protect	Super Rustic
		527046	Manoa Oak	Brushed	Lacquer	Rustic
		527048	Rasselas Oak	Brushed	Lacquer	Rustic
		527047	Tanami Oak	Brushed	Natural Oil	Rustic
		527061	Sahara Oak	Smooth	Matt Lacquer	Select
		527062	Chiswick Oak	Brushed	UV Oil	Rustic

*Chevron products are split between two boxes, a left piece and a right piece. Orders will be made up of two identical product codes preceded by the letters 'a' & 'b' to differentiate between the left and right pieces.










































FLOORING SPECIFICATION

	All dimensions in mm.	Code	Name	Surface	Finish	Grade
CONTEMPORARY : ENGINEERED PLANKS <i>Continued</i>						
14 mm Plank		527063	Adelphi Oak	Brushed	Matt Lacquer	Rustic
		527064	Farringdon Oak	Smooth	Matt Lacquer	Natural
		527065	Mojave Limed Oak	Brushed	Matt Lacquer	Select
		527067	Finsbury Oak	Brushed	Matt Lacquer	Super Rustic
		527076	Holborn Oak	Brushed	Matt Lacquer	Rustic
		900108	Kavir Oak	Brushed	Lacquer	Select
		900109	Macaria Oak	Brushed	Matt Lacquer	Select
		900110	Piccadilly Oak	Brushed	Matt Lacquer	Select
		900111	Temple Oak	Brushed	Natural Oil	Super rustic
		900127	Kilburn Oak	Brushed	Natural Oil	Rustic
CALEDONIAN : ENGINEERED PLANKS						
20 mm Plank		501925	Esk Oak	Brushed	UV Oiled	Rustic
		501919A	Glenmore Oak	Smooth	UV Oiled	Natural
		700351	Tweed Oak	Brushed	UV Oiled	Super Rustic
		700350	Almond Oak	Smooth	Lacquered	Rustic
		700349	Carron Oak	Brushed	UV Oiled	Rustic
		600100	Ness Smoked Oak	Brushed	UV Oiled	Rustic
		900105	Moray Smoked Oak	Brushed	UV Oiled	Rustic
		700732	Eden Oak	Smooth	UV Oiled	Rustic
		700728	Tummel Smoked Oak	Smooth	UV Oiled	Rustic
		700729	Brora Limed Oak	Smooth	UV Oiled	Rustic
18 mm Plank		700102	Saddle Oak	Smooth	Lacquered	Natural
		700103	Cairnwell Oak	Brushed	UV Oiled	Natural
		900100	Tolmont Limed Oak	Brushed	UV Oiled	Rustic
		900101	Mayar Limed Oak	Brushed	UV Oiled	Rustic
		900102	Gulvain Smoked Oak	Brushed	UV Lacquered	Rustic
		900104	Wyvis Smoked Oak	Brushed	Hardwax Oiled	Rustic
		900103	Drumochter Walnut	Smooth	UV Oiled	Natural
		526024	Nevis Oak	Smooth	Lacquered	Natural
		526028	Benmore Oak	Brushed	Lacquered	Natural
		526029	Lomond Oak	Brushed	UV Oiled	Natural
14 mm Plank		526013	Jura Oak (3 strip)	Smooth	Lacquered	Rustic
		900106	Westray Oak	Brushed	UV Oiled	Super Rustic
		900107	Arran Oak	Brushed	UV Oiled	Super Rustic
		524008A	Uist Oak	Smooth	Lacquered	Rustic
		524006A	Easdale Oak	Smooth	UV Oiled	Rustic
		524004A	Lismore Oak	Brushed	UV Oiled	Rustic
		700160	Lewis Oak	Smooth	Matt Lacquered	Rustic
		700159	Harris Oak	Brushed	UV Oiled	Rustic
		700158	Iona Oak	Brushed	UV Oiled	Rustic
	700157	Isla Oak	Smooth	Matt Lacquered	Rustic	

FLOORING SPECIFICATION

Size (Th x W x L)	Wear Layer	Profile	Edges	Pack Size (m ²)	Underfloor Heating	Fitting Requirements			Warranty Domestic (years)	Page
						Floated	Secret Nailed	Stuck Down		
14 x 180 x 2200	2.5	5G	Bevelled	2.77	●	●		●	25	43
14 x 180 x 2200	2.5	5G	Square Edge	2.77	●	●		●	25	43
14 x 180 x 2200	2.5	5G	Bevelled	2.77	●	●		●	25	43
14 x 180 x 2200	2.5	5G	Bevelled	2.77	●	●		●	20	45
14 x 180 x 2200	2.5	5G	Bevelled	2.77	●	●		●	20	45
14 x 180 x 2200	2.5	5G	Bevelled	2.77	●	●		●	20	45
14 x 180 x 2200	2.5	5G	Bevelled	2.77	●	●		●	25	43
14 x 180 x 2200	2.5	5G	Bevelled	2.77	●	●		●	25	43
14 x 180 x 2200	2.5	5G	Bevelled	2.77	●	●		●	20	45
14 x 180 x 2200	2.5	5G	Bevelled	2.77	●	●		●	20	45
20 x 220 x 2200	6	T&G	Bevelled	1.94	●	●	●	●	1	49
20 x 190 x RL	6	T&G	Bevelled	2.11	●	●	●	●	1	49
20 x 190 x 1900	6	T&G	Bevelled	2.09	●	●	●	●	1	49
20 x 190 x 1900	6	T&G	Bevelled	1.81	●	●	●	●	1	49
20 x 190 x 1900	6	T&G	Bevelled	1.81	●	●	●	●	1	49
20 x 190 x 1900	6	T&G	Bevelled	2.09	●	●	●	●	1	49
20 x 190 x 1900	6	T&G	Bevelled	1.805	●	●	●	●	1	49
20 x 180 x RL	6	T&G	Bevelled	1.58	●	●	●	●	1	49
20 x 160 x RL	6	T&G	Bevelled	1.41	●	●	●	●	1	49
20 x 160 x RL	6	T&G	Bevelled	1.41	●	●	●	●	1	49
18 x 150 x RL	4	T&G	Bevelled	1.98	●	●	●	●	1	51
18 x 150 x RL	4	T&G	Bevelled	1.98	●	●	●	●	1	51
18 x 150 x RL	4	T&G	Bevelled	1.98	●	●	●	●	1	51
18 x 150 x RL	4	T&G	Bevelled	1.98	●	●	●	●	1	51
18 x 150 x RL	4	T&G	Bevelled	1.98	●	●	●	●	1	51
18 x 150 x RL	4	T&G	Bevelled	1.98	●	●	●	●	1	51
18 x 150 x RL	4	T&G	Bevelled	1.98	●	●	●	●	1	51
18 x 125 x RL	5	T&G	Bevelled	2.2	●	●	●	●	1	51
18 x 125 x RL	5	T&G	Bevelled	2.2	●	●	●	●	1	51
18 x 125 x RL	5	T&G	Bevelled	2.2	●	●	●	●	1	51
14 x 207 x 2200	2.5	5G	Bevelled	3.18	●	●		●	5	53
14 x 190 x 1900	3	5G	Bevelled	2.28	●	●		●	1	53
14 x 190 x 1900	3	5G	Bevelled	2.28	●	●		●	1	53
14 x 150 x 1900	3	2G	Bevelled	2.28	●	●		●	1	53
14 x 150 x 1900	3	2G	Bevelled	2.28	●	●		●	1	53
14 x 150 x 1900	3	2G	Bevelled	2.28	●	●		●	1	53
14 x 150 x RL	3	2G	Bevelled	2.64	●	●		●	1	53
14 x 150 x RL	3	2G	Bevelled	2.64	●	●		●	1	53
14 x 125 x RL	3	2G	Bevelled	2.2	●	●		●	1	53
14 x 125 x RL	3	2G	Bevelled	2.2	●	●		●	1	53

FLOORING SPECIFICATION

	All dimensions in mm.	Code	Name	Surface	Finish	Grade
SOLID WOOD						
PREFINISHED STRIP		525016	Canadian Maple	Smooth	Lacquered	Natural
		525017	Canadian Maple	Smooth	Lacquered	Prime
		900202	Finger Jointed Oak	Handscraped	Lacquered	Super Rustic
		900201	Dark Finger Jointed Oak	Handscraped	Lacquered	Super Rustic
		700420	Burghey Oak	Handscraped	Lacquered	Natural
		700421	Hatfield Oak	Handscraped	Lacquered	Natural
		501899	American Walnut	Smooth	Lacquered	Natural
		501913	Hardwick Oak	Handscraped	Lacquered	Natural
		501912	Chatsworth Oak	Handscraped	Lacquered	Natural
		900200	Blenheim Hickory	Saw Cut	Lacquered	Rustic
UNFINISHED STRIP		404425	Oak Prime 63W RL		Unfinished	Prime
		404429	Oak Natural 63W RL		Unfinished	Natural
		404424	Oak Prime 89W RL		Unfinished	Prime
		404427	Oak Natural 89W RL		Unfinished	Natural
		404423	Oak Prime 114W RL		Unfinished	Prime
		404428	Oak Natural 114W RL		Unfinished	Natural
		404421	Oak Natural 150W RL		Unfinished	Natural
		404430	Oak Natural 140W RL		Unfinished	Natural
		404433	Oak Natural 165W RL		Unfinished	Natural
		414403	Oak Prime 70W 228L		Unfinished	Prime
UNFINISHED BLOCK		414413	Oak Natural 70W 228L		Unfinished	Natural
		414410	Oak Prime 70W 254L		Unfinished	Prime
		414409	Oak Natural 70W 254L		Unfinished	Natural
		414407	Oak Prime 70W 300L		Unfinished	Prime
		414408	Oak Natural 70W 300L		Unfinished	Natural
		414400	Oak Prime 70W 350L		Unfinished	Prime
		414404	Oak Natural 70W 350L		Unfinished	Natural
		504500	Maple Prime 83W RL		Unfinished	Prime
		504502	Maple Prime 57W RL		Unfinished	Prime
		700750	Oak (Engineered)		Unfinished	Rustic
LUXURY VINYL						
4.2 mm Plank		900400	Liwa Oak	Embossed In Register		
		900401	Kufra Oak	Embossed In Register		
		900402	Ubari Oak	Embossed In Register		
		900403	Grey Lambeth Oak	Embossed In Register		
		900404	Dark Battersea Oak	Embossed In Register		
		900405	White Medina Oak	Embossed In Register		
		900406	Sinapia Oak	Embossed In Register		
		900407	Light Icaria Oak	Embossed In Register		
		900408	Oceana Oak	Embossed In Register		
4.2 mm Tile		900409	Tabas Travertine	Textured		
		900410	Limehouse Concrete	Textured		
		900411	Dark Clerkenwell Concrete	Textured		

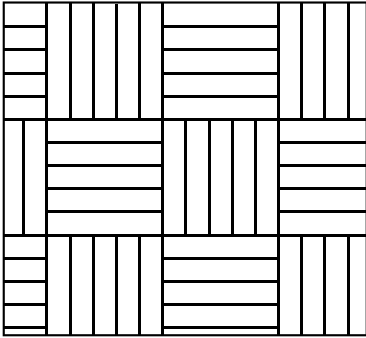
*Lifetime warranty residential / 30 year warranty commercial.

FLOORING SPECIFICATION

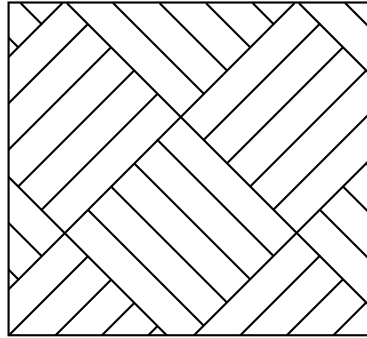
Size (Th x W x L)	Wear Layer	Profile	Edges	Pack Size (m ²)	Underfloor Heating	Fitting Requirements			Warranty Domestic (years)	Page
						Floated	Secret Nailed	Stuck Down		
20 x 125 x RL		T&G	Bevelled	1.86			●	●	30	57
20 x 125 x RL		T&G	Bevelled	1.86			●	●	30	57
18 x 203 x 2200		T&G	Bevelled	1.786			●	●	1	57
18 x 203 x 2200		T&G	Bevelled	1.786			●	●	1	57
18 x 150 x RL		T&G	Bevelled	1.98			●	●	1	57
18 x 150 x RL		T&G	Bevelled	1.98			●	●	1	57
18 x 130 x RL		T&G	Bevelled	2.29			●	●	1	57
18 x 125 x RL		T&G	Bevelled	2.2			●	●	1	57
18 x 125 x RL		T&G	Bevelled	2.2			●	●	1	57
18 x 125 x RL		T&G	Bevelled	2.2			●	●	1	57
20 x 63 x RL		T&G	Square Edge	Nested			●	●	30	59
20 x 63 x RL		T&G	Square Edge	Nested			●	●	30	59
20 x 89 x RL		T&G	Square Edge	Nested			●	●	30	59
20 x 89 x RL		T&G	Square Edge	Nested			●	●	30	59
20 x 114 x RL		T&G	Square Edge	Nested			●	●	30	59
20 x 114 x RL		T&G	Square Edge	Nested			●	●	30	59
20 x 150 x RL		T&G	Square Edge	Nested			●	●	30	59
20 x 140 x RL		T&G	Square Edge	Nested			●	●	30	59
20 x 165 x RL		T&G	Square Edge	Nested			●	●	30	59
20 x 70 x 228		T&G	Square Edge	0.96				●	30	59
20 x 70 x 228		T&G	Square Edge	0.96				●	30	59
20 x 70 x 254		T&G	Square Edge	1.06				●	30	59
20 x 70 x 254		T&G	Square Edge	1.06				●	30	59
20 x 70 x 300		T&G	Square Edge	1.26				●	30	59
20 x 70 x 300		T&G	Square Edge	1.26				●	30	59
20 x 70 x 350		T&G	Square Edge	1.47				●	30	59
20 x 70 x 350		T&G	Square Edge	1.47				●	30	59
20 x 83 x RL		T&G	Square Edge	1.86				●	30	59
20 x 57 x RL		T&G	Square Edge	1.86				●	30	59
20 x 100 x 500	6	T&G	Bevelled	0.5				●	1	59
4.2 x 178 x 1219	0.55	5G	Bevelled	2.168	●	●			LVT*	63
4.2 x 178 x 1219	0.55	5G	Bevelled	2.168	●	●			LVT*	63
4.2 x 178 x 1219	0.55	5G	Bevelled	2.168	●	●			LVT*	63
4.2 x 178 x 1219	0.55	5G	Bevelled	2.168	●	●			LVT*	63
4.2 x 178 x 1219	0.55	5G	Bevelled	2.168	●	●			LVT*	65
4.2 x 178 x 1219	0.55	5G	Bevelled	2.168	●	●			LVT*	65
4.2 x 178 x 1219	0.55	5G	Bevelled	2.168	●	●			LVT*	65
4.2 x 178 x 1219	0.55	5G	Bevelled	2.168	●	●			LVT*	65
4.2 x 178 x 1219	0.55	5G	Bevelled	2.168	●	●			LVT*	65
4.2 x 300 x 600	0.55	5G	Bevelled	2.16	●	●			LVT*	65
4.2 x 300 x 600	0.55	5G	Bevelled	2.16	●	●			LVT*	65
4.2 x 300 x 600	0.55	5G	Bevelled	2.16	●	●			LVT*	65

All specific product and company information is subject to change without notice and should not be construed as a commitment by Atkinson & Kirby. No liability is accepted for printing errors.

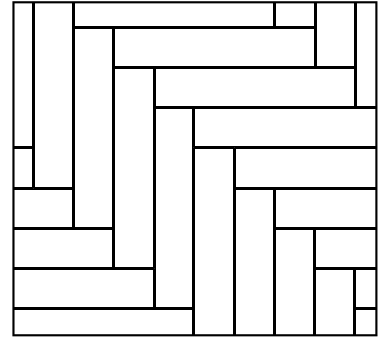
HERRINGBONE



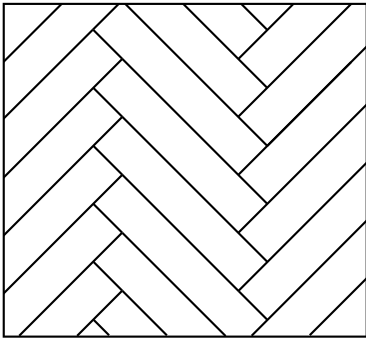
Square Basket



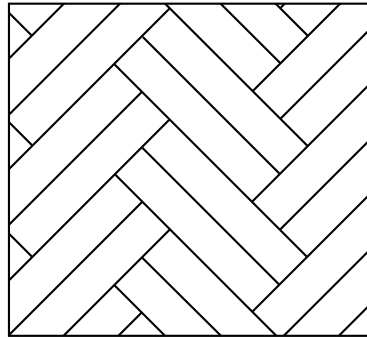
Diagonal Basket



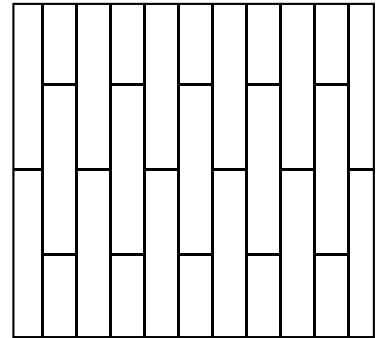
Diagonal Herringbone



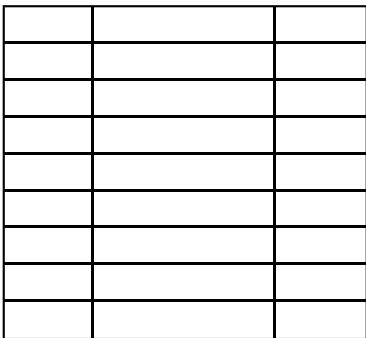
Herringbone



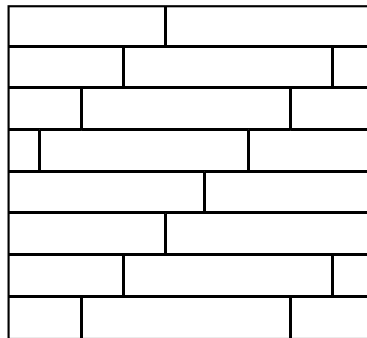
Double Herringbone



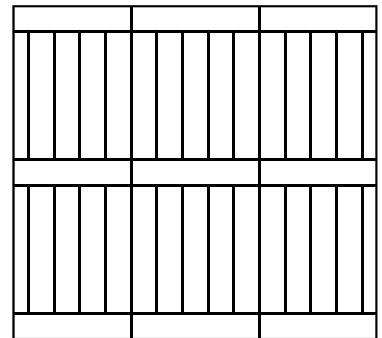
Brick Half Bond



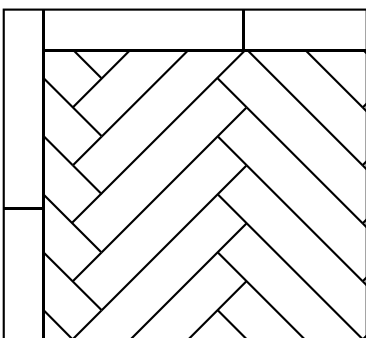
Decking




Offset



Diagonal panel ship deck

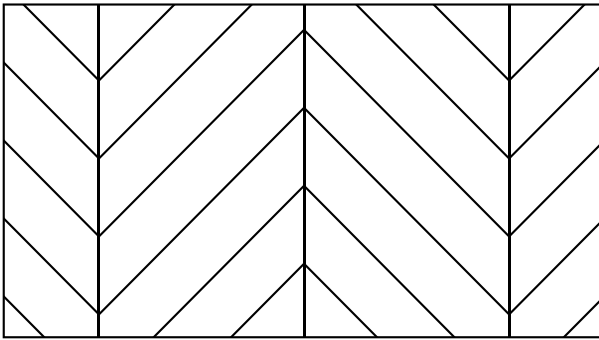


Herringbone with Border Edge

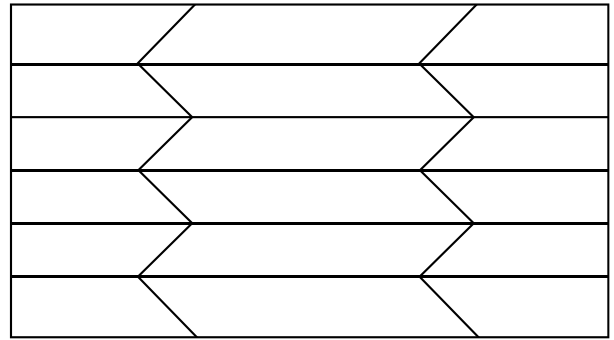


Multi-coloured example

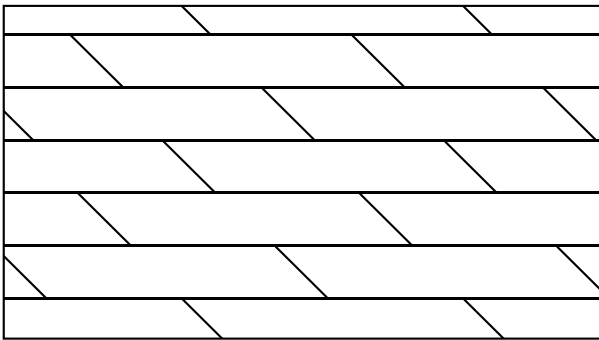
CHEVRON



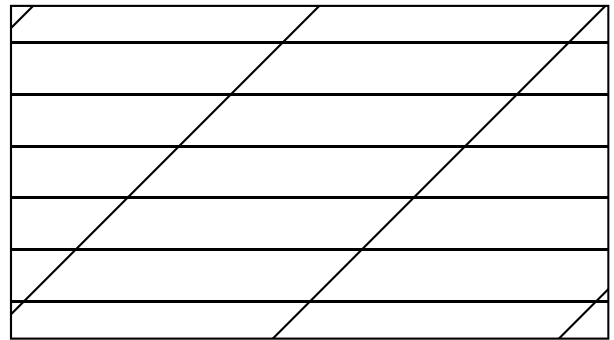
Chevron flooring



Chevron horizontally installed



Brick Pattern*



Parallel Pattern*



*only A- or B-strips

HERITAGE AND FUTURE COMBINED



Established as a family firm in 1903, Atkinson & Kirby continues to be a close-knit team that respects the craft tradition whilst always looking to the future. We're proud to be one of the few remaining manufacturers of hardwood flooring in the UK, applying innovation to ensure you constantly have the broadest, highest quality range at your fingertips.

ENVIRONMENTAL RESPONSIBILITY

Wood is an amazing natural resource - we feel privileged to work with it and to support sustainable timber production. All our products are sourced from independently certified forests, and we're happy to work with you to procure other FSC[®], PEFC[™] and EUTR products.

ATKINSON & KIRBY AND THE ARCHWOOD GROUP

Atkinson & Kirby is part of the Archwood Group – a group focused on enabling its brand to lead the timber industry in setting trends and optimising value for customers. Archwood comprises Atkinson & Kirby, Richard Burbidge stair parts, architectural mouldings and decking products, plus Masons Timber which supplies sheet materials, mouldings, sawn and treated timber.

The Group is strongly resourced in terms of customer service, distribution and manufacturing capabilities. And while each Archwood brand operates independently, the Group's overall scale helps to support an outstanding quality, service and innovation culture across each brand.







Atkinson
& Kirby

T: 01695 573234
Scotland T: 01506 505030
sales@akirby.co.uk
www.akirby.co.uk

Atkinson & Kirby products are available from: