

Floors that define your space





## INSPIRATION m<sup>2</sup>

---

The floor is an interior design fundamental; it's the baseline from which you establish the mood for your space and its performance characteristics. Atkinson & Kirby understand that you need an intelligently selected range of wood flooring options, for the freedom to achieve exactly the right aesthetic for every project. Anticipating trends, maintaining high quality and environmental standards, delivering value and expanding creative possibilities has been our focus for over 100 years. It's this pedigree that makes our collections equal happiness m<sup>2</sup> from every perspective.

**Left**  
900120 Marylebone Smoked Oak




# COMPREHENSIVE CHOICE FOR INSPIRED INTERIORS



**PARQUET**  
Page 30  
Perfectly at home in both contemporary and traditional settings, with all the technical benefits of an engineered product.




**CONTEMPORARY**  
Page 36  
The natural tones of oak plank flooring are joined by additional options such as cool whites and greys, in on-trend brushed and matt finishes.



**CALEDONIAN**  
Page 46  
Caledonian comprises some of our most classic designs, and gives you the ideal balance of aesthetic flexibility, durable performance and value.



**PREFINISHED**  
Page 56  
Factory applied lacquers and oils are UV treated to provide lasting, durable finishes.



**UNFINISHED**  
Page 58  
If preferred, products can be supplied in uncoated state for finishing to your own specification on site.



**LUXURY VINYL**  
Page 60  
The very latest interior directions interpreted in a comprehensive range, with all the attributes of easy-fit, easy-care performance characteristics.

ENGINEERED

SOLID

VINYL

Left  
900119 Phoenix Oak



#### ATKINSON & KIRBY WARRANTY

We offer various product warranties up to 30 years in duration, subject to terms and conditions.



#### FLOOR THICKNESS

A range of thickness options is offered, to enable tailored specification to different applications and traffic characteristics.



#### TONGUE & GROOVE

This simple but effective method of fitting is tried and tested over generations – Atkinson & Kirby ensure the tradition can continue with various products supplied in T & G format.



#### 2G

The clic system allows fast, easy and accurate installation, with joint integrity assured board after board.



#### 5G

Quick and easy, 5G is a development of click systems, where boards are instantly interlocked securely, and perfectly aligned with each other across the entire installation.



#### SUITABLE FOR UNDERFLOOR HEATING

Our engineered hardwood floors have the stability to perform well over underfloor heating systems. Manufacturers agree that water-based heating is the best option, due to slower heating and cooling when compared to electrical systems.

#### CONTENTS

Introduction	02
Product overview	04
Trends	08
Parquet	30
Contemporary	36
Caledonian	46
Solid Wood	56
Luxury Vinyl	60
Projects	66
Style & Suitability	72
Installation, Finishing & Maintenance	78
Flooring Specification	86
Parquet layouts	92
About us	94

Left  
600100 Ness Smoked Oak

Please note: wood is a natural product and therefore each piece can vary in colour and tone. The printing process cannot reproduce exactly the subtle colours, textures and finishes of our floors. Go to [www.akirby.co.uk](http://www.akirby.co.uk) to order a sample.



# TRENDS

---

## FLOORS THAT INSPIRE

The design journey never ends; trends move forward and evolve constantly. So at Atkinson & Kirby we seek out what's just over the horizon in interiors - continually, on a global basis. Along with attending expos and design events, we're also in touch with trend analysts in all spheres, worldwide. With our trends selections you get the pick of engineered boards in the most contemporary decors. Always.

HOMELAND  
—

WINTER DESERT  
—

ORGANIC FUTURE  
—

MODERN REVIVAL  
—

**Left**  
527046 Manoa Oak



## TRENDS

# HOMELAND


### CELEBRATING THE BEAUTY IN FORM AND FUNCTION

*Homeland encapsulates the growing desire to embrace history in a contemporary lifestyle. This trend is about stripping things back to solid functionality, to uncover the beauty of the utilitarian. Colours are mid to dark wood tones, materials are concrete and timber, finishes are weathered. Homeland is strong on the handmade, craft and the meeting of the industrial and the natural, in ways that are new but reassuringly familiar.*

#### 01 Hampstead Oak

Engineered

Code: 900300  
Collection: Parquet  
Page No: 33




01

#### 02 Harlesden Smoked Oak

Engineered

Code: 900301  
Collection: Parquet  
Page No: 33



02

#### 03 Kensington Oak

Engineered

Code: 900302  
Collection: Parquet  
Page No: 33



03

#### 04 Barbican Oak

Engineered

Code: 900309  
Collection: Parquet  
Page No: 32



04

Left

900121 Camden Oak



**01 Piccadilly Oak**

Engineered

Code: 900110  
Collection: Contemporary  
Page No: 43



01

**02 Temple Oak**

Engineered

Code: 900111  
Collection: Contemporary  
Page No: 45



02

**03 Marylebone Smoked Oak**

Engineered

Code: 900120  
Collection: Contemporary  
Page No: 41



03

**04 Camden Oak**

Engineered

Code: 900121  
Collection: Contemporary  
Page No: 41



04

**05 Pimlico Oak**

Engineered

Code: 900122  
Collection: Contemporary  
Page No: 39



05

**06 Borough Oak**

Engineered

Code: 900125  
Collection: Contemporary  
Page No: 39




06

**07 Bermondsey Oak**

Engineered

Code: 900126  
Collection: Contemporary  
Page No: 39



07

Left  
900121 Camden Oak



**01 Grey Lambeth Oak**

Vinyl

Code: 900403  
Collection: Luxury Vinyl  
Page No: 63

**02 Dark Battersea Oak**

Vinyl

Code: 900404  
Collection: Luxury Vinyl  
Page No: 65

**03 Limehouse Concrete**

Vinyl

Code: 900410  
Collection: Luxury Vinyl  
Page No: 65

**04 Dark Clerkenwell Concrete**

Vinyl

Code: 900411  
Collection: Luxury Vinyl  
Page No: 65



01



02



03



04

**Left**  
900403 Grey Lambeth Oak



## WINTER DESERT


INSPIRED BY ANCIENT CRAFT AND FAR AWAY CULTURES

*Calling to mind the cultural sweep of Silk Road merchants' collected treasures, Winter Desert appeals to the 'urban nomad' and connects with ancient ways of living. Handcraft and authentic design, earthen natural tones and deep textures, coloured parquet, sand and grey. Harmonious blends of cultures are sought out as an antidote to hectic modern life.*

### 01 Kavir Oak

Engineered

Code: 900108  
Collection: Contemporary  
Page No: 45



01

### 02 Ordos Smoked Oak

Engineered

Code: 900115  
Collection: Contemporary  
Page No: 41




02

### 03 Kalahari Oak

Engineered

Code: 900116  
Collection: Contemporary  
Page No: 41




03

### 04 Sorano Smoked Oak

Engineered

Code: 900117  
Collection: Contemporary  
Page No: 41



04

Left

900117 Sorano Smoked Oak



**01 Liwa Oak**

Vinyl

Code: 900400  
Collection: Luxury Vinyl  
Page No: 63



01

**02 Kufra Oak**

Vinyl

Code: 900401  
Collection: Luxury Vinyl  
Page No: 63



02

**03 Ubari Oak**

Vinyl

Code: 900402  
Collection: Luxury Vinyl  
Page No: 63



03

**04 Tabas Travertine**

Vinyl

Code: 900409  
Collection: Luxury Vinyl  
Page No: 65



04

**Left**  
900401 Kufra Oak



## ORGANIC FUTURE

### THE FUSION OF NATURE AND TECH IN HARMONY

*A positive direction for the future. This trend amalgamates the technical with the organic, reflecting the idea that ecology and futurism can be mutually supportive, that wellbeing and modern life can go hand in hand. Organic Future's tones are light oak, ash and maple with strong dark wood contrasts, smooth mattes and chalked greys. Order and simplicity are key, tranquility and balance are the goals.*



01



02



03

#### 01 **Zerzura Oak**

Engineered

Code: 900304  
Collection: Parquet  
Page No: 32

#### 02 **Olympus Oak**

Engineered

Code: 900305  
Collection: Parquet  
Page No: 32

#### 03 **Mizora Oak**

Engineered

Code: 900306  
Collection: Parquet  
Page No: 32

**Left**  
900113 Avalon Oak




01

**01 Macaria Oak**

Engineered

Code: 900109  
Collection: Contemporary  
Page No: 43



02

**02 Arcadia Oak**

Engineered

Code: 900112  
Collection: Contemporary  
Page No: 41



03

**03 Avalon Oak**

Engineered

Code: 900113  
Collection: Contemporary  
Page No: 41



04

**04 Elysian Oak**

Engineered

Code: 900114  
Collection: Contemporary  
Page No: 41



05

**05 Asgard Oak**

Engineered

Code: 900124  
Collection: Contemporary  
Page No: 39

**Left**  
900113 Avalon Oak



**01 White Medina Oak**

Vinyl  
Code: 900405  
Collection: Luxury Vinyl  
Page No: 65

**02 Sinapia Oak**

Vinyl  
Code: 900406  
Collection: Luxury Vinyl  
Page No: 65

**03 Light Icaria Oak**

Vinyl  
Code: 900407  
Collection: Luxury Vinyl  
Page No: 65

**04 Oceana Oak**

Vinyl  
Code: 900408  
Collection: Luxury Vinyl  
Page No: 65



01



02



03



04

**Left**  
900407 Light Icaria Oak



## MODERN REVIVAL

THE LOVE OF THE CLASSIC INSPIRES A NEW GENERATION


*Modern Revival is looking back to move forward. Taking in the best of past design – particularly from the early 20th century - means things of worth are not lost to the future. The resulting look is confident, contemporary, romantic, simple and strong. Patterns are herringbone and chevron, mid to dark tones give a vintage feel. Glamour and utilitarian co-exist, nostalgia gets a modern twist.*



01



02



03

### 01 Haus Smoked Oak

Engineered

Code: 900118  
Collection: Contemporary  
Page No: 41

### 02 Phoenix Oak

Engineered

Code: 900119  
Collection: Contemporary  
Page No: 41

### 03 Haus Smoked Oak Wide

Engineered

Code: 900123  
Collection: Contemporary  
Page No: 39

Left

900119 Phoenix Oak



01



02



03

**01 Sloane Smoked Oak**  
Engineered  
Code: 900303  
Collection: Parquet  
Page No: 33

**02 Savoy Smoked Oak**  
Engineered  
Code: 900307  
Collection: Parquet  
Page No: 32

**03 Cormier Smoked Oak**  
Engineered  
Code: 900308  
Collection: Parquet  
Page No: 32



**Above**  
900119 Phoenix Oak  
**Left**  
900307 Savoy Oak



# PARQUET

---

## ENGINEERED BLOCKS

Parquet engineered boards echo the timeless quality that can still be seen in floors that were laid long ago. Crucially, Atkinson & Kirby Parquet has the added modern advantage of stability and suitability for a range of substrates and underfloor heating. With the options of herringbone and chevron patterns and outstanding tonal choice, you're free to be absolutely on trend, perfectly traditional or anywhere in between.

**Left**  
900307 Savoy Smoked Oak

9.8mm CHEVRON

Thanks to the easy aligning 5G click system, this new option makes quick, easy work of achieving a perfect chevron pattern with dependable precision.



01




02



03



04



05



06

**01 Zerzura Oak**

Engineered  
Brushed & Natural Oil Protect  
Select Grade

Code: 900304  
Size: 9.8 x 140 x 740 mm  
Wear layer: 3.6mm  
Profile: 5G

**02 Olympus Oak**

Engineered  
Brushed & Natural Oil Protect  
Select Grade

Code: 900305  
Size: 9.8 x 140 x 740 mm  
Wear layer: 3.6mm  
Profile: 5G

**03 Mizora Oak**

Engineered  
Brushed & Natural Oil Protect  
Select Grade

Code: 900306  
Size: 9.8 x 140 x 740 mm  
Wear layer: 3.6mm  
Profile: 5G

**04 Savoy Smoked Oak**

Engineered  
Brushed & Natural Oil Protect  
Select Grade

Code: 900307  
Size: 9.8 x 140 x 740 mm  
Wear layer: 3.6mm  
Profile: 5G

**05 Cormier Smoked Oak**

Engineered  
Brushed & Natural Oil Protect  
Select Grade

Code: 900308  
Size: 9.8 x 140 x 740 mm  
Wear layer: 3.6mm  
Profile: 5G

**06 Barbican Oak**

Engineered  
Brushed & Natural Oil Protect  
Select Grade

Code: 900309  
Size: 9.8 x 140 x 740 mm  
Wear layer: 3.6mm  
Profile: 5G



11mm HERRINGBONE



01



02



03



04

**01 Hampstead Oak**

Engineered  
Smooth & Natural Oil Protect  
Select Grade

Code: 900300  
Size: 11 x 70 x 500mm  
Wear layer: 3.6mm  
Profile: Tongue & Groove

**02 Harlesden Smoked Oak**

Engineered  
Smooth & Natural Oil Protect  
Select Grade

Code: 900301  
Size: 11 x 70 x 500mm  
Wear layer: 3.6mm  
Profile: Tongue & Groove

**03 Kensington Oak**

Engineered  
Smooth & Natural Oil Protect  
Select Grade

Code: 900302  
Size: 11 x 70 x 500mm  
Wear layer: 3.6mm  
Profile: Tongue & Groove

**04 Sloane Smoked Oak**

Engineered  
Smooth & Natural Oil Protect  
Select Grade

Code: 900303  
Size: 11 x 70 x 500mm  
Wear layer: 3.6mm  
Profile: Tongue & Groove






Above  
700758 Epsom



01




02




03



04



05



06

20mm HERRINGBONE

01 Harrow Oak

Engineered  
Smooth & Lacquered  
Rustic Grade

Code: 700751  
Size: 20 x 100 x 500mm  
Wear layer: 6mm  
Profile: Tongue & Groove

02 Winchester Oak

Engineered  
Brushed & UV Oiled  
Rustic Grade

Code: 700752  
Size: 20 x 100 x 500mm  
Wear layer: 6mm  
Profile: Tongue & Groove

03 Shrewsbury Oak

Engineered  
Brushed & UV Oiled  
Rustic Grade

Code: 700753  
Size: 20 x 100 x 500mm  
Wear layer: 6mm  
Profile: Tongue & Groove

04 Westminster Oak

Engineered  
Brushed & UV Oiled  
Rustic Grade

Code: 700754  
Size: 20 x 100 x 500mm  
Wear layer: 6mm  
Profile: Tongue & Groove

05 Chester Oak

Engineered  
Brushed & UV Oiled  
Rustic Grade

Code: 700755  
Size: 20 x 100 x 500mm  
Wear layer: 6mm  
Profile: Tongue & Groove

06 Rugby Oak

Engineered  
Smooth & UV Oiled  
Rustic Grade

Code: 700756  
Size: 20 x 100 x 500mm  
Wear layer: 6mm  
Profile: Tongue & Groove

07 Eton Oak

Engineered  
Brushed & Natural Oiled  
Rustic Grade

Code: 700757  
Size: 20 x 100 x 500mm  
Wear layer: 6mm  
Profile: Tongue & Groove

08 Epsom Oak

Engineered  
Brushed & Natural Oiled  
Rustic Grade

Code: 700758  
Size: 20 x 100 x 500mm  
Wear layer: 6mm  
Profile: Tongue & Groove

09 Marlborough Oak

Engineered  
Brushed & Natural Oiled  
Rustic Grade

Code: 700759  
Size: 20 x 100 x 500mm  
Wear layer: 6mm  
Profile: Tongue & Groove

10 Dulwich Limed Oak

Engineered  
Smooth & UV Oiled  
Rustic Grade

Code: 700760  
Size: 20 x 100 x 500mm  
Wear layer: 6mm  
Profile: Tongue & Groove



07



08



09



10





# CONTEMPORARY

---

## ENGINEERED PLANKS

The direct result of our continuing work to identify and analyse trends worldwide, the Contemporary collection enables you to create exactly the right ambience to match your taste. Precision engineering combines with cutting-edge colour and character to make Contemporary the future for engineered boards.

**Left**  
900120 Marylebone Smoked Oak



Above  
900121 Camden Oak

14mm PLANK - WIDE

**01 Pimlico Oak**

Engineered  
Brushed & Natural Oil Protect  
Rustic Grade

Code: 900122  
Size: 14 x 222 x 2200 mm  
Wear layer: 3.6mm  
Profile: 5G



01

**02 Haus Smoked Oak Wide**

Engineered  
Brushed & Natural Oil Protect  
Super Rustic Grade

Code: 900123  
Size: 14 x 222 x 2200 mm  
Wear layer: 3.6mm  
Profile: 5G




02

**03 Asgard Oak**

Engineered  
Brushed & Natural Oil Protect  
Super Rustic Grade

Code: 900124  
Size: 14 x 222 x 2200 mm  
Wear layer: 3.6mm  
Profile: 5G



03

**04 Borough Oak**

Engineered  
Brushed & Natural Oil Protect  
Natural Grade

Code: 900125  
Size: 14 x 222 x 2200 mm  
Wear layer: 3.6mm  
Profile: 5G



04

**05 Bermondsey Oak**

Engineered  
Brushed & Natural Oil Protect  
Super Rustic Grade

Code: 900126  
Size: 14 x 222 x 2200 mm  
Wear layer: 3.6mm  
Profile: 5G




05





Above  
900117 Sorano Smoked Oak



01




02



03



04



05



06

14mm PLANK

01 Arcadia Oak

Engineered  
Brushed & Natural Oil Protect  
Natural Grade

Code: 900112  
Size: 14 x 182 x 2200 mm  
Wear layer: 3.6mm  
Profile: 5G

02 Avalon Oak

Engineered  
Brushed & Natural Oil Protect  
Natural Grade

Code: 900113  
Size: 14 x 182 x 2200 mm  
Wear layer: 3.6mm  
Profile: 5G

03 Elysian Oak

Engineered  
Brushed & Natural Oil Protect  
Super Rustic Grade

Code: 900114  
Size: 14 x 182 x 2200 mm  
Wear layer: 3.6mm  
Profile: 5G

04 Ordos Smoked Oak

Engineered  
Brushed & Natural Oil Protect  
Rustic Grade

Code: 900115  
Size: 14 x 182 x 2200 mm  
Wear layer: 3.6mm  
Profile: 5G

05 Kalahari Oak\*

Engineered  
Brushed & Natural Oil Protect  
Super Rustic Grade

Code: 900116  
Size: 14 x 182 x 2200 mm  
Wear layer: 3.6mm  
Profile: 5G

06 Sorano Smoked Oak

Engineered  
Brushed & Natural Oil Protect  
Natural Grade

Code: 900117  
Size: 14 x 182 x 2200 mm  
Wear layer: 3.6mm  
Profile: 5G

07 Haus Smoked Oak

Engineered  
Brushed & Natural Oil Protect  
Super Rustic Grade

Code: 900118  
Size: 14 x 182 x 2200 mm  
Wear layer: 3.6mm  
Profile: 5G

08 Phoenix Oak

Engineered  
Brushed & Natural Oil Protect  
Super Rustic Grade

Code: 900119  
Size: 14 x 182 x 2200 mm  
Wear layer: 3.6mm  
Profile: 5G

09 Marylebone Smoked Oak

Engineered  
Brushed & Natural Oil Protect  
Select Grade

Code: 900120  
Size: 14 x 182 x 2200 mm  
Wear layer: 3.6mm  
Profile: 5G

10 Camden Oak

Engineered  
Brushed & Natural Oil Protect  
Super Rustic Grade

Code: 900121  
Size: 14 x 182 x 2200 mm  
Wear layer: 3.6mm  
Profile: 5G



07



08




09



10



\*900116 has a reactive stain and the colour will develop greyer within the weeks after laying, once exposed to light.



Above  
527046 Manoa Oak



01



02



03

14mm PLANK

01 Manoa Oak

Engineered  
Brushed & Lacquered  
Rustic Grade

Code: 527046  
Size: 14 x 180 x 2200 mm  
Wear layer: 2.5mm  
Profile: 5G

02 Tanami Oak

Engineered  
Brushed & Natural Oiled  
Rustic Grade

Code: 527047  
Size: 14 x 180 x 2200 mm  
Wear layer: 2.5mm  
Profile: 5G

03 Adelphi Oak

Engineered  
Brushed & Matt Lacquered  
Rustic Grade

Code: 527063  
Size: 14 x 180 x 2200 mm  
Wear layer: 2.5mm  
Profile: 5G

04 Farringdon Oak

Engineered  
Smooth & Matt Lacquered  
Natural Grade

Code: 527064  
Size: 14 x 180 x 2200 mm  
Wear layer: 2.5mm  
Profile: 5G

05 Mojave Limed Oak

Engineered  
Brushed & Matt Lacquered  
Select Grade

Code: 527065  
Size: 14 x 180 x 2200 mm  
Wear layer: 2.5mm  
Profile: 5G

06 Macaria Oak

Engineered  
Brushed & Matt Lacquered  
Select Grade

Code: 900109  
Size: 14 x 180 x 2200 mm  
Wear layer: 2.5mm  
Profile: 5G

07 Piccadilly Oak

Engineered  
Brushed & Matt Lacquered  
Select Grade

Code: 900110  
Size: 14 x 180 x 2200 mm  
Wear layer: 2.5mm  
Profile: 5G



04



05



06



07





Above  
900113 Avalon Oak



01



02



03



04

14mm PLANK

01 **Rasselas Oak**

Engineered  
Brushed & Lacquered  
Rustic Grade

Code: 527048  
Size: 14 x 180 x 2200 mm  
Wear layer: 2.5mm  
Profile: 5G

02 **Sahara Oak**

Engineered  
Smooth & Matt Lacquered  
Select Grade

Code: 527061  
Size: 14 x 180 x 2200 mm  
Wear layer: 2.5mm  
Profile: 5G

03 **Chiswick Oak**

Engineered  
Brushed & UV Oiled  
Rustic Grade

Code: 527062  
Size: 14 x 180 x 2200 mm  
Wear layer: 2.5mm  
Profile: 5G

04 **Finsbury Oak**

Engineered  
Brushed & Matt Lacquered  
Super Rustic Grade

Code: 527067  
Size: 14 x 180 x 2200 mm  
Wear layer: 2.5mm  
Profile: 5G

05 **Holborn Oak**

Engineered  
Brushed & Matt Lacquered  
Rustic Grade

Code: 527076  
Size: 14 x 180 x 2200 mm  
Wear layer: 2.5mm  
Profile: 5G

06 **Kavir Oak**

Engineered  
Brushed & Lacquered  
Select Grade

Code: 900108  
Size: 14 x 180 x 2200 mm  
Wear layer: 2.5mm  
Profile: 5G

07 **Temple Oak**

Engineered  
Brushed & Natural Oiled  
Super Rustic Grade

Code: 900111  
Size: 14 x 180 x 2200 mm  
Wear layer: 2.5mm  
Profile: 5G

08 **Kilburn Oak**

Engineered  
Brushed & Natural Oiled  
Super Rustic Grade

Code: 900127  
Size: 14 x 180 x 2200 mm  
Wear layer: 2.5mm  
Profile: 5G



05



06



07



08





# CALEDONIAN

---

## ENGINEERED PLANKS

Caledonian comprises some of our most popular, classic designs, and gives you the ideal balance of aesthetic flexibility, durable performance and value.

With its characteristic emphasis on the lighter and honeyed tones of oak and walnut, Caledonian gives you a warm palette to work from. And whatever ambience you aim to create, these precision engineered boards also deliver exceptional stability and performance

**Left**  
600100 Ness Smoked Oak



Above  
600100 Ness Smoked Oak



01



02



03



04



05



06

20mm PLANK

01 Esk Oak

Engineered  
Brushed & UV Oiled  
Rustic Grade

Code: 501925  
Size: 20 x 220 x 2200mm  
Wear layer: 6mm  
Profile: Tongue & Groove

02 Tummel Smoked Oak

Engineered  
Smooth & UV Oiled  
Rustic Grade

Code: 700728  
Size: 20 x 160 x RL  
Wear layer: 6mm  
Profile: Tongue & Groove

03 Brora Limed Oak

Engineered  
Smooth & UV Oiled  
Rustic Grade

Code: 700729  
Size: 20 x 160 x RL  
Wear layer: 6mm  
Profile: Tongue & Groove

04 Eden Oak

Engineered  
Smooth & UV Oiled  
Rustic Grade

Code: 700732  
Size: 20 x 180 x RL  
Wear layer: 6mm  
Profile: Tongue & Groove

05 Glenmore Oak

Engineered  
Smooth & UV Oiled  
Natural Grade

Code: 501919A  
Size: 20 x 190 x 1900mm  
Wear layer: 6mm  
Profile: Tongue & Groove

06 Carron Oak

Engineered  
Brushed & UV Oiled  
Rustic Grade

Code: 700349  
Size: 20 x 190 x 1900mm  
Wear layer: 6mm  
Profile: Tongue & Groove

07 Almond Oak

Engineered  
Smooth & Lacquered  
Rustic Grade

Code: 700350  
Size: 20 x 190 x 1900mm  
Wear layer: 6mm  
Profile: Tongue & Groove

08 Tweed Oak

Engineered  
Brushed & UV Oiled  
Super Rustic Grade

Code: 700351  
Size: 20 x 190 x RL  
Wear layer: 6mm  
Profile: Tongue & Groove

09 Ness Smoked Oak

Engineered  
Brushed & UV Oiled  
Rustic Grade

Code: 600100  
Size: 20 x 190 x RL  
Wear layer: 6mm  
Profile: Tongue & Groove

10 Moray Smoked Oak

Engineered  
Brushed & UV Oiled  
Rustic Grade

Code: 900105  
Size: 20 x 190 x 1900mm  
Wear layer: 6mm  
Profile: Tongue & Groove



07



08



09



10





Above  
700350 Almond Oak



01



02



03



04



05



06

18mm PLANK

01 Nevis Oak

Engineered  
Smooth & Lacquered  
Natural Grade  
Code: 526024  
Size: 18 x 125 x RL  
Wear layer: 5mm  
Profile: Tongue & Groove

02 Benmore Oak

Engineered  
Brushed & Lacquered  
Natural Grade  
Code: 526028  
Size: 18 x 125 x RL  
Wear layer: 5mm  
Profile: Tongue & Groove

03 Lomond Oak

Engineered  
Brushed & UV Oiled  
Natural Grade  
Code: 526029  
Size: 18 x 125 x RL  
Wear layer: 5mm  
Profile: Tongue & Groove

04 Saddle Oak

Engineered  
Smooth & Lacquered  
Natural Grade  
Code: 700102  
Size: 18 x 150 x RL  
Wear layer: 4mm  
Profile: Tongue & Groove

05 Cairnwell Oak

Engineered  
Brushed & UV Oiled  
Natural Grade  
Code: 700103  
Size: 18 x 150 x RL  
Wear layer: 4mm  
Profile: Tongue & Groove

06 Tolmont Limed Oak

Engineered  
Brushed & UV Oiled  
Rustic Grade  
Code: 900100  
Size: 18 x 150 x RL  
Wear layer: 4mm  
Profile: Tongue & Groove

07 Mayar Limed Oak

Engineered  
Brushed & UV Oiled  
Rustic Grade  
Code: 900101  
Size: 18 x 150 x RL  
Wear layer: 4mm  
Profile: Tongue & Groove

08 Gulvain Smoked Oak

Engineered  
Brushed & UV Lacquered  
Rustic Grade  
Code: 900102  
Size: 18 x 150 x RL  
Wear layer: 4mm  
Profile: Tongue & Groove

09 Wyvis Smoked Oak

Engineered  
Brushed & Hardwax Oiled  
Rustic Grade  
Code: 900104  
Size: 18 x 150 x RL  
Wear layer: 4mm  
Profile: Tongue & Groove

10 Drumochter Walnut

Engineered  
Smooth & UV Oiled  
Natural Grade  
Code: 900103  
Size: 18 x 150 x RL  
Wear layer: 4mm  
Profile: Tongue & Groove



07



08



09



10






Above  
600100 Ness Smoked Oak



01



02



03



04



05



06

14mm PLANK

01 Uist Oak

Engineered  
Smooth & Lacquered  
Rustic Grade

Code: 524008A  
Size: 14 x 150 x 1900 mm  
Wear layer: 3mm  
Profile: 5G

02 Easdale Oak

Engineered  
Smooth & UV Oiled  
Rustic Grade

Code: 524006A  
Size: 14 x 150 x 1900mm  
Wear layer: 3mm  
Profile: 5G

03 Lismore Oak

Engineered  
Brushed & UV Oiled  
Rustic Grade

Code: 524004A  
Size: 14 x 150 x 1900mm  
Wear layer: 3mm  
Profile: 5G

04 Jura Oak

Engineered 3 strip  
Smooth & Lacquered  
Rustic Grade

Code: 526013  
Size: 14 x 207 x 2200mm  
Wear layer: 2.5mm  
Profile: 5G

5 year warrantee

05 Isla Oak

Engineered  
Smooth & Matt Lacquered  
Rustic Grade

Code: 700157  
Size: 14 x 125 x RL  
Wear layer: 3mm  
Profile: 2G

06 Iona Oak

Engineered  
Brushed & UV Oiled  
Rustic Grade

Code: 700158  
Size: 14 x 125 x RL  
Wear layer: 3mm  
Profile: 2G

07 Harris Oak

Engineered  
Brushed & UV Oiled  
Rustic Grade

Code: 700159  
Size: 14 x 150 x RL  
Wear layer: 3mm  
Profile: 2G

08 Lewis Oak

Engineered  
Smooth & Matt Lacquered  
Rustic Grade

Code: 700160  
Size: 14 x 150 x RL  
Wear layer: 3mm  
Profile: 2G

09 Westray Oak

Engineered  
Brushed & UV Oiled  
Super Rustic Grade

Code: 900106  
Size: 14 x 190 x 1900mm  
Wear layer: 3mm  
Profile: 5G

10 Arran Oak

Engineered  
Brushed & UV Oiled  
Super Rustic Grade

Code: 900107  
Size: 14 x 190 x 1900mm  
Wear layer: 3mm  
Profile: 5G



07



08



09



10





# SOLID WOOD

---

## PLANKS, STRIPS & BLOCKS

For some there's nothing quite so authentic as a solid natural block or plank floor. This is our classic range, a statement of quality which goes back to Atkinson & Kirby's roots in 1903. And whilst the format is steeped in tradition, the character you can give a space with Solid Wood is as varied as the tonal richness of the wood itself.

**Left**  
700420 Burghley Oak



Above  
700421 Hatfield Oak



01



02



03



04



05



06

PLANKS

**01 American Walnut**

Solid Plank  
Smooth & Lacquered  
Natural Grade

Code: 501899  
Size: 18 x 130 x RL  
Profile: Tongue & Groove

**02 Hardwick Oak**

Solid Plank  
Handscraped & Lacquered  
Rustic Grade

Code: 501913  
Size: 18 x 125 x RL  
Profile: Tongue & Groove

**03 Chatsworth Oak (Square peg)**

Solid Plank  
Handscraped & Lacquered  
Rustic Grade

Code: 501912  
Size: 18 x 125 x RL  
Profile: Tongue & Groove

**04 Burghley Oak**

Solid Plank  
Handscraped & Lacquered  
Rustic Grade

Code: 700420  
Size: 18 x 150 x RL  
Profile: Tongue & Groove

**05 Hatfield Oak**

Solid Plank  
Handscraped & Lacquered  
Rustic Grade

Code: 700421  
Size: 18 x 150 x RL  
Profile: Tongue & Groove

**06 Finger Jointed Oak**

Solid Plank  
Handscraped & Lacquered  
Super Rustic Grade

Code: 900202  
Size: 18 x 203 x 2200mm  
Profile: Tongue & Groove

**07 Dark Finger Jointed Oak**

Solid Plank  
Handscraped & Lacquered  
Super Rustic Grade

Code: 900201  
Size: 18 x 203 x 2200mm  
Profile: Tongue & Groove

**08 Blenheim Hickory**

Solid Plank  
Saw Cut & Lacquered  
Rustic Grade

Code: 900200  
Size: 18 x 125 x RL  
Profile: Tongue & Groove

**09 Canadian Maple**

Solid Plank  
Smooth & Lacquered  
Natural Grade

Code: 525016  
Size: 20 x 125 x RL  
Profile: Tongue & Groove  
30 year warrantee

**10 Canadian Maple**

Solid Plank  
Smooth & Lacquered  
Prime Grade

Code: 525017  
Size: 20 x 125 x RL  
Profile: Tongue & Groove  
30 year warrantee



07



08



09



10





Above  
414410 Oak Prime 70W 254L



01



02



03

STRIPS & BLOCKS

01 Prime Oak Strip

Solid Strip  
Unfinished  
Prime Grade  
Tongue & Groove

Oak Prime 63W RL  
Code: 404425  
Size: 20 x 63 x RL  
Oak Prime 89W RL  
Code: 404424  
Size: 20 x 89 x RL  
Oak Prime 114W RL  
Code: 404423  
Size: 20 x 114 x RL

02 Natural Oak Strip

Solid Strip  
Unfinished  
Natural Grade  
Tongue & Groove

Oak Natural 63W RL  
Code: 404429  
Size: 20 x 63 x RL  
Oak Natural 89W RL  
Code: 404427  
Size: 20 x 89 x RL  
Oak Natural 114W RL  
Code: 404428  
Size: 20 x 114 x RL  
Oak Natural 140W RL  
Code: 404430  
Size: 20 x 140 x RL  
Oak Natural 150W RL  
Code: 404421  
Size: 20 x 150 x RL  
Oak Natural 165W RL  
Code: 404433  
Size: 20 x 165 x RL

03 Maple Block

Solid Block  
Unfinished  
Prime Grade  
Tongue & Groove

Maple Prime 83W RL  
Code: 504500  
Size: 20 x 83 x RL  
Maple Prime 57W RL  
Code: 504502  
Size: 20 x 57 x RL

04 Prime Oak Block

Solid Block  
Unfinished  
Prime Grade  
Tongue & Groove

Oak Prime 70W 228L  
Code: 414403  
Size: 20 x 70 x 228mm  
Oak Prime 70W 254L  
Code: 414410  
Size: 20 x 70 x 254mm  
Oak Prime 70W 300L  
Code: 414407  
Size: 20 x 70 x 300mm  
Oak Prime 70W 350L  
Code: 414400  
Size: 20 x 70 x 350mm

05 Natural Oak Block

Solid Block  
Unfinished  
Natural Grade  
Tongue & Groove

Oak Natural 70W 228L  
Code: 414413  
Size: 20 x 70 x 228mm  
Oak Natural 70W 254L  
Code: 414409  
Size: 20 x 70 x 254mm  
Oak Natural 70W 300L  
Code: 414408  
Size: 20 x 70 x 300mm  
Oak Natural 70W 350L  
Code: 414404  
Size: 20 x 70 x 350mm

06 Rustic Oak Block

Engineered  
Unfinished  
Rustic Grade  
Tongue & Groove

Oak (Engineered)  
Code: 700750  
Size: 20 x 100 x 500mm



04



05



06





# LUXURY VINYL

## PLANKS & TILES

The technology of vinyl boards means any look is possible. Our Vinyl range gives you the most up to date selection of decors to create stunning interiors from the ground up. The registered embossed finish adds a textural dimension to give even more character, coupled with the purely practical benefits of easy-fit, exceptional stability thanks to the 5G fold down locking system, easy maintenance and moisture resistant performance.

**Left**  
900410 Limehouse Concrete



LUXURY VINYL

PLANKS

**01 Liwa Oak**

Vinyl Plank  
Embossed in Register

Code: 900400  
Size: 4.2 x 178 x 1219mm  
Vinyl: 0.55mm  
Profile: 5G



01

**02 Kufra Oak**

Vinyl Plank  
Embossed in Register

Code: 900401  
Size: 4.2 x 178 x 1219mm  
Vinyl: 0.55mm  
Profile: 5G



02

**03 Ubari Oak**

Vinyl Plank  
Embossed in Register

Code: 900402  
Size: 4.2 x 178 x 1219mm  
Vinyl: 0.55mm  
Profile: 5G



03

**04 Grey Lambeth Oak**

Vinyl Plank  
Embossed in Register

Code: 900403  
Size: 4.2 x 178 x 1219mm  
Vinyl: 0.55mm  
Profile: 5G



04

**Left**  
900400 Liwa Oak



\*Lifetime warranty residential / 30 year warranty commercial.

PLANKS



01



02

**01 Dark Battersea Oak**

Vinyl Plank  
Embossed in Register

**Code:** 900404  
**Size:** 4.2 x 178 x 1219mm  
**Vinyl:** 0.55mm  
**Profile:** 5G

**02 White Medina Oak**

Vinyl Plank  
Embossed in Register

**Code:** 900405  
**Size:** 4.2 x 178 x 1219mm  
**Vinyl:** 0.55mm  
**Profile:** 5G



03



04

**03 Sinapia Oak**

Vinyl Plank  
Embossed in Register

**Code:** 900406  
**Size:** 4.2 x 178 x 1219mm  
**Vinyl:** 0.55mm  
**Profile:** 5G

**04 Light Icaria Oak**

Vinyl Plank  
Embossed in Register

**Code:** 900407  
**Size:** 4.2 x 178 x 1219mm  
**Vinyl:** 0.55mm  
**Profile:** 5G



05

**05 Oceana Oak**

Vinyl Plank  
Embossed in Register

**Code:** 900408  
**Size:** 4.2 x 178 x 1219mm  
**Vinyl:** 0.55mm  
**Profile:** 5G

TILES

**01 Tabas Travertine**

Vinyl Tile  
Textured

**Code:** 900409  
**Size:** 4.2 x 300 x 600mm  
**Vinyl:** 0.55mm  
**Profile:** 5G



01

**02 Limehouse Concrete**

Vinyl Tile  
Textured

**Code:** 900410  
**Size:** 4.2 x 300 x 600mm  
**Vinyl:** 0.55mm  
**Profile:** 5G



02

**03 Dark Clerkenwell Concrete**

Vinyl Tile  
Textured

**Code:** 900411  
**Size:** 4.2 x 300 x 600mm  
**Vinyl:** 0.55mm  
**Profile:** 5G



03



\*Lifetime warranty residential / 30 year warranty commercial.



# INSPIRATIONAL FLOORS TO ENHANCE EVERY PROJECT

---

## PROJECTS

Whatever the project and whatever your vision for its design and mood, Atkinson & Kirby has the palette of options to make your ideas an impressive reality. And along with aesthetic considerations, our ranges also satisfy all the technical aspects which will inform the design and the floor's lasting functionality for any application.

**Left**  
900115 Ordos Smoked Oak



## PROJECTS

### 01 Abode Hotel Manchester

**Contractor:** Shone Building Ltd  
**Application:** Reception flooring  
**Collection:** Parquet  
**Brief:** Luxury, style and durability



01

### 02 City of Glasgow College


**Contractor:** GL Floors, Edinburgh  
**Application:** Central Atrium flooring  
**Collection:** Caledonian  
**Brief:** Contemporary, beautiful, very durable



02

### 03 Brocco On The Park Hotel

**Contractor:** Sheffield Flooring Solutions  
**Application:** Bedroom flooring  
**Collection:** Luxury Vinyl  
**Brief:** Classic elegance, slip resistant, durable



03

### 04 Heriot Watt University

**Contractor:** McKay Flooring  
**Application:** James Watt Building flooring  
**Collection:** Caledonian  
**Brief:** Character, rich history, long lasting



04

**Left**  
Brocco On The Park Hotel



## PROJECTS

### 01 The Huller and Cheese Development


**Contractor:** Gollop Contract Flooring Ltd  
**Application:** Contemporary Apartment and Luxury Penthouse flooring  
**Collection:** Caledonian  
**Brief:** High end, natural character, long lasting



01

### 02 National Museum of Scotland Edinburgh

**Contractor:** GL Floors  
**Application:** Interactive Exhibits Area flooring  
**Collection:** Concept Flooring  
**Brief:** To seamlessly match existing historic flooring in Category A listed building



02

### 03 The Midland Hotel Morecambe

**Contractor:** Urban Splash  
**Application:** Chevron pattern flooring  
**Collection:** Solid Wood  
**Brief:** Style, high quality, keeping the character of the original building



03

### 03 Louis Vuitton Museum, France

**Contractor:** Eco Flooring UK  
**Application:** Le Galerie exhibition space  
**Collection:** Solid Wood Block  
**Brief:** Character, style, high quality, prestige. Appropriate for iconic fashion design house



04

**Left**  
 National Museum of Scotland



# CHOOSING YOUR PERFECT FLOOR

---

## STYLE & SUITABILITY

In choosing your floor it's crucial to consider a range of factors to make sure the overall specification suits your project. Naturally, the aesthetic side of the equation is a matter of interpreting your vision and finding the best matches among the hundreds of options across our collections. Working out the technical performance required from the floor is just as important, and we have plenty of ways to help you make the right selection.

**Left**  
900115 Ordos Smoked Oak

# MAKING THE RIGHT CHOICE

## ENGINEERED OR SOLID?

Solids are the traditional method of hardwood floor coverings, however over recent decades engineered boards have become the more popular choice due to superior stability, versatility and the requirement to use smaller amounts of eco-precious hardwoods. Engineered boards are essentially a 'sandwich' of layers. Beneath the hardwood wearing surface, the layers are arranged cross grained so reduces the amount of natural expansion and contraction, which is why engineered boards work well with underfloor heating. Using less hardwood also adds to engineered board's green credentials. Solid boards are suitable for nailing or if 18mm minimum can be laid directly onto joists or battens (250mm). Some solid boards can also be sanded and re-finished many times, whereas engineered boards with a thin wear layer offer less refurbishment potential.

## GRADE

The grade of hardwood is set when the natural logs are selected. This groups the timber according to the number and nature of features such as knots, splits, grain and colour. Your choices range from 'Prime' grade to 'Super Rustic', to provide a wide range of character options in convenient groupings. The grading is purely an aesthetic guide; no one type has technical advantages over the other, it simply helps you to choose the look and character of the floor.




## SHADE

The floor is the foundation for the overall decor of a room, so the colour shade of the floor can help set the tone for the whole feel and mood. Rustic warm mid tones can create a vintage ambience, whereas Scandinavian influenced pale woods give a fresh, light, modern effect. Dark floors can work well in larger areas, and can be both historic or ultra-modern in appearance. Smaller rooms, or rooms without natural light

tend to benefit from pale or bleached tones helping to create a feeling of space. Of course personal preference is a major factor, and our comprehensive range of timbers means your perfect floor is right here waiting for you.


## FINISH

Our finish options include oiled, lacquered and steel-brushed to enhance texture - we can also supply hand-scraped products for a highly on-trend 'craft' look. The coatings are clear and bring out the beauty of the wood while protecting it effectively. They are applied at the factory and some are hardened by UV treatment; this generally produces more durable protection than site-applied coatings. Unfinished boards can be supplied for finishing in-situ.



## EDGE STYLE

It may seem a very minor and subtle feature, but the edge style of boards and blocks has a real impact on the overall look of a finished floor. The two main styles are micro bevelled and square edge. A bevel is often applied to factory finished boards, to give a more traditional look which defines each board. Square edge is standard to all unfinished boards which will be sanded on site - the effect is a seamless look across the floor.



## CHOOSING THE RIGHT FLOOR

### WEAR LAYER

Engineered wood flooring is made up of layers of wood that have been glued and then pressed together under high pressure. The top layer, is the decorative layer you see and walk on. This is described as the 'wear layer'. This layer, dependent upon which flooring you choose, will be anything from 2.5mm to 6mm thick. The thickness required is dependent on the amount of traffic a floor will receive. Obviously a thicker wear layer can be sanded and sealed more frequently than a thinner wear layer. In a commercial area with heavier traffic a thicker wear layer would be the best solution as it would last longer.

### HARDNESS

Amongst 'hardwoods' there can actually be quite a difference in hardness. Obviously, for areas of heavy wear in sectors such as retail, hospitality and commercial, the wearing surface needs to be of a tougher grade. Don't hesitate to contact us for advice on the best wood for your application.

### SUBFLOOR

The surface the floor is to be laid on is another important element to factor-in to your plans. If you're considering battens (at 250mm centres), engineered boards or solid wood is suitable so long as the overall thickness is over 18mm. Laying direct to concrete, solid or engineered boards can be used, but new concrete must be fully cured to acceptable moisture levels – please ask us for advice. Both solid and engineered boards can be laid on existing wooden floors.

### UNDERFLOOR HEATING

The choice is straightforward: if the floor is to be used over underfloor heating, engineered board is the best solution. The variations in temperature and humidity caused by this kind of heating system are likely to cause solid wood to expand and contract to unacceptable levels, and gaps and warping may occur. It's important to note that water-based underfloor heating heats and cools down more slowly than electrical systems, so if underfloor heating is part of your floor specification, it's best to choose the water-based option.

### T&G OR GLUELESS CLICK SYSTEM

Tongue and groove has been the traditional fixing method for floor boards for centuries, and is still a good option – either secret-nailed or stick down installation as suits the site conditions. The glueless click system has become the more popular choice; it offers the benefits of fast easy fitting, less mess and installation noise, no adhesive curing time and no gaps between boards. Please contact us if you want further guidance on these fixing methods.

### KITCHENS & BASEMENTS


Given the exposure to moisture and sometimes limited ventilation in kitchen and basement environments, engineered board's stability makes it the more dependable flooring choice in these circumstances. We don't recommend the use of hardwood flooring for bathrooms. Water and wood do not mix!

### CLEANING & MAINTENANCE

All our floors are easy to maintain. We recommend market leading WOCA products for cleaning and maintenance. See page 82 for full details or visit [www.akirby.co.uk/maintenance-instructions/](http://www.akirby.co.uk/maintenance-instructions/)

### FINISHING THE JOB

Atkinson & Kirby offer a range of finishing accessories, including edge trims, door profiles and pipe covers. Visit [www.akirby.co.uk](http://www.akirby.co.uk).





# INSTALLATION, FINISHING & MAINTENANCE

---

Perfect detailing enabled by high quality accessories is what defines the calibre of a flooring project. Equally, those unseen components such as underlay, fixings and adhesives are none-the-less essential to the integrity of your work. Atkinson & Kirby's range of quality scotias, ramps, end caps, thresholds, stair nosings and more ensure that your floor is clearly finished to the highest standards.

**INSTALLATION GUIDE  
IMPORTANT CONSIDERATIONS**

**Correct preparation: Storage, acclimatisation, humidity and temperature**

Flooring must be stored in the packs with the packs flat, indoors on a wind and watertight site with the heating on. The flooring should be acclimatised for 48-72 hours with the humidity range at 45-65%; temperature should be maintained at about 18°C. Upon delivery, check wood flooring moisture content with a moisture meter to establish a baseline for required acclimatisation. Site conditions should also be checked for excessive moisture prior to installation.

**Waste factor**

Dependent on the design of the floor a waste factor of 5-10% should be taken into account.

**Perimeter of the room**

As a general rule we recommend at least 10-15mm expansion gap around the perimeter of the room, at doorways and any other vertical surfaces. These expansion gaps can be covered by skirting boards or mouldings which can be purchased from Atkinson & Kirby.

**Doorways**

At doorways the floor should always be broken leaving the correct expansion gaps at the door jambs and stops. This gap can be covered by a matching hardwood profile.

**Pipes and other fixed objects**

The installer should leave around a 12mm expansion gap between the object and the flooring which can be hidden by matching mouldings or pipe covers once the installation is complete.

**Installations on stairs**

Flooring on stairs must be fully nailed to the stair treads. Stair nosings should be fixed using screws or nails also.

The choice of installation method depends on the specific variables and the requirements of the site and the type of floor to be installed. Your installer should assess using the following criteria.

**PRE-INSTALLATION**

**Moisture checks**

Prior to installation the material to be laid, temperature and humidity should all be checked. Water and wood do not mix!

**Subfloor**

The subfloor must be dry, flat, level, sound and free from dust and debris. If this is not the case the subfloor should be prepared so that it meets this criteria. Poor preparation could affect the performance of your new floor.

**Is there a requirement for improved acoustics?**

Use an underlay with a higher db rating with an engineered floor. See page 84.

Solids are not suitable for underfloor heating

**INSTALLATION METHODS**

The choice of installation method depends on the specific site circumstances and the type of existing or proposed subfloor. Your installer can advise:

**Stick down**

Both solid and engineered floors can be glued down provided that the sub floor is dry, flat, level, sound and even. Stick down is the best method for heat transference so ideal in conjunction with water based underfloor heating systems. Atkinson and Kirby provide a full range of adhesives for stick down installation.

**Floating**

Only engineered tongue and groove and 'click' flooring can be floated, meaning that it need not be nailed or glued down. Floating is the most efficient way of installation. The subfloor again should be dry flat, level, sound and even.

**Secret nailing**

Both tongue and groove engineered and solid flooring can be secret nailed. Secret nailing is ideal for wood based subfloors.

**Click profile**

Click flooring, simply clicks together. It does not need to be glued, or nailed. Atkinson & Kirby supply the market leading click profiles across their ranges.

**Block flooring**

Both solid and engineered block flooring should be glued down. Atkinson & Kirby provide a full range of adhesives

**CLEANING AND MAINTAINANCE**

All our products are designed for easy cleaning and maintenance, and we recommend the use of WOCA products for keeping our hardwood floors in top condition.

**POST INSTALLATION ADVICE**

Don't forget that wood is a natural, living material and that we must look after it for life. A proper maintenance program should always be carried out. Barrier matting should be placed at all exterior doorways to help prevent scratching. Remember that pets claws, stiletto heels and dirt/grit left on the floor can scratch wood; regular maintenance should be carried out to prevent this to create the perfect floor – just contact us to discuss any aspect of your flooring project.

**FURTHER HELP**

To ensure your finished floor demonstrates quality in every detail, we offer a range of finishing accessories, such as edge trims, door profiles and pipe covers. You can view the full range at [www.akirby.co.uk](http://www.akirby.co.uk)



**MAINTENANCE - GENERAL ADVICE**

**The Do's and Dont's of maintaining hardwood flooring**

**Do**

- Clean the floor regularly
- Wipe up any spilt liquids immediately (wood will absorb liquids and expand).
- Use protective pads under all furniture legs.
- Use barrier mats at all external doors.
- Protect your floor from grit.
- Keep the ambient temperature to 18-20°C.

**Don't**

- Allow liquid to stand on the floor, this can cause the wood to expand
- Use a wet mop to clean the floor. Always use a damp mop.
- Use abrasive cleaners, these will damage the finish.
- Allow sharp or abrasive objects to come into contact with the floor.

As with all hardwood floors maintenance is the key to lifelong service and beauty. By following these simple maintenance guidelines you will maintain the natural beauty of the floor and it will remain attractive and give many years of use. You should always remember, wood is a natural product; its looks may improve as the floor matures.

**Routine Maintenance**

Dirt and grit can cause damage to all wooden floors. Make sure that a sturdy doormat is in place both inside and outside all exterior access doorways. Always protect the floor by using felt pads on furniture legs. Sharp objects such as pets claws and stiletto heels can cause damage to your floor.

We recommend WOCA products for periodic cleaning of the floor. Please refer to the Manufacturer's instructions when using any cleaning products.

**MAINTENANCE - LACQUERED FLOORS**

**Regular cleaning**

**Weekly - monthly depending upon use**

Vinyl and Lacquer Soap is used for the regular cleaning of lacquered flooring. Vinyl and Lacquer Soap does not build a soap film and is therefore ideal for surfaces requiring frequent cleaning.

Mix 125ml Vinyl and Lacquer Soap into 5 litres of water for the regular cleaning. Clean the floor lengthwise. It is recommendable to work with two buckets – one with rinse water for the wringing out of the mop and another one with the soap solution.

It is recommendable to use as little water as possible for the cleaning and make sure that no water is left on the surface after cleaning. Please note - Particularly dirty floors may be cleaned with Wood Cleaner, and stubborn stains may be removed with Spot Remover.

**Occasional maintenance**

**Every few months depending upon use**

Vinyl and Lacquer Care is suitable for PVC, laminated and lacquered surfaces.

Vinyl and Lacquer Care strengthens the surface as it protects against wear and tear and scratches and in that way, it prolongs the life of the lacquered surface.

Vinyl and Lacquer Care is self removable by next application and therefore, it does not build up a thick layer on the surface.

**Cleaning**

Mix Wood Cleaner into water in the ratio 1:10. Clean the floor thoroughly until the surface is completely clean. The floor must be absolutely dry before application of Vinyl and Lacquer Care.

Tip: Always work with two buckets – one with Wood Cleaner mixed into water and one with rinse clear water.

**MAINTENANCE - OILED OR WAXED FLOORS**

**Regular cleaning**

**Weekly - monthly depending upon use**

Natural Soap white is recommended for light wood species, while Natural Soap natural is ideal for dark wood. May be used for the cleaning and maintenance of all known oil systems. Natural Soap is a quality soap, which due to its nourishing properties quickly closes the pores of the wood and protects against dirt and penetration of liquids.

Cleaning Natural Soap white is shaken carefully before use. 125 ml Natural Soap is mixed with 5 litres of lukewarm water. It is recommended always to work with 2 buckets: one with soap water and one with rinse water. Clean the floor with minimum quantity of water – leave soap water on floor briefly in order to dissolve dirt. Remove dirty soap water with hard wrung out mop or cloth and rinse out in bucket with rinse water.

**Tip:**

Very dirty floors may be cleaned with Wood Cleaner and subsequently with Natural Soap. Areas with heavy wear may be maintained with Maintenance Paste after cleaning with Wood Cleaner.

Particularly difficult stains may be removed with Spot Remover.

**Occasional maintenance**

**Every few months depending upon use**

Natural Oil Refresher is typically used for natural oiled and colour oiled floors, and white Oil Refresher for white oiled wood floors. Oil Refresher combines efficient cleaning with re-oiling, as additional oil is penetrating into the wood forming a matt protective layer on the surface

1. Shake the bottle well before use.
2. The floor must be free from dust before treatment.
3. Mix your Oil Refresher into lukewarm water:  
For traditionally oiled floors: 1:20 (250ml Oil Refresher into 5 litres of water). For UV-oiled and oil-waxed floors: 1:40 (125ml Oil Refresher into 5 litres of water). The mixture ratio can vary depending on wear
4. Use two buckets – one with your Oil Refresher mixed into water and one with rinse water. At first, dip the floor cloth or mop into the Oil Refresher mixture and clean the floor with the light wrung cloth or mop lengthwise of the floor. Then rinse the cloth or mop in clear water, wring hard and dip it into the Oil Refresher mixture again. This time the cloth or mop needs to be extremely hard wrung before wiping the floor again lengthwise of the floor, in order to leave as little moisture on the floor as possible. It is recommended to clean an area of approx. 10m<sup>2</sup> at the time. By doing it this way the floor is exposed to moisture only for a short period.
5. Leave the floor to dry for approx. two hours.
6. If a light shine is wanted, polish the dry floor with a 62 white pad.

**Initial finishing - Annual care**

Before a new floor is taken into use it is recommended to buff it – both industrially oiled floors and residentially oiled floors. The final buffing provides a hard-wearing surface and may take place either by hand or with machine. Oiled floors should be maintained regularly – normally once a year, but more often in case of floors exposed to extremely hard wear.

**Cleaning**

Firstly clean the floor as described in 'Regular Cleaning'. Leave the floor to dry for at least 8 hours after cleaning. The floor must be completely dry.

**Maintenance Paste**

Apply the Maintenance Paste onto the white polishing pad or cotton cloth. Use floor machine for distribution of Maintenance Paste for large areas. Use a floor machine for the distribution of Maintenance Paste for large areas.

**Polishing**

Make sure that the Maintenance Paste is polished uniformly into the wood. Buffing continues until the wood appears saturated and silk-matt. Apply more paste if necessary.









**Final polishing**






If a very matt finish is required, make buffing with cotton cloths under polishing pad.

Let surface rest for 4 hours. Do not expose floor to water for 48 hours after finishing.




















## INSTALLATION

	Code	Description	Size (Th x W x L)	DB	Pack Size (m <sup>2</sup> )	Underfloor Heating	Fitting Requirements
<b>UNDERLAY</b>							
	530511	Timbertech 2	3mm x 1000mm x 10m	20	10	-	Roll Out
	530513	Quicktherm	1.8mm x 1000mm x 10m	19	19	●	Roll Out
	540580	Polyfoam White	2mm x 1000mm x 15m	18	15	-	Roll Out
	540581	Polyfoam White	2mm x 1000mm x 120m	19	120	-	Roll Out
	540584	Sound Click LVT	1.5mm x 1000mm x 15m	18	15	-	NR
	540585	XPS Foam	5mm x 856mm x 600mm	20	9.76	-	Loose Lay Brickbond
	540586	Polyfoam Vapour Control	3mm x 1000mm x 15m	18	15	-	Roll Out
	540587	Polyfoam (Acoustic) Gold	5mm x 1000mm x 15m	22	15	-	Roll Out









































	Code	Description
<b>FIXINGS</b>		
	530636	Laybond (L16) Wood Adhesive 15kg
	530644	Laybond (L19) MS Wood Adhesive 16kg
	700648	PRIMATECH T Nails 38mm 16 Gauge
	700651	PRIMATECH T Nails 50mm 16 Gauge
	900500	Chevron fitting tool

## FINISHING

	Code	Description	Species	Finish	Size (Th x W x L)
<b>PROFILES</b>					
	437004	MDF White Primed Scotia	White Primed MDF	White Effect	18 x 18 x 2400
	437005	MDF Oak Effect Scotia	MDF	White Effect	18 x 18 x 2400
	437210	Oak Scotia	Solid Oak	UV Satin Lacquered	18 x 18 x 2400
	437501	Oak End Cap Trim	Solid Oak	UV Satin Lacquered	19 x 40 x 2700
	437503	Oak End Cap Trim with Fixing	Solid Oak	UV Satin Lacquered	20 x 40 x 900
	437504	Oak Ramp with Fixing	Solid Oak	UV Satin Lacquered	20 x 63 x 900
	437506	Oak Ramp with Fixing	Solid Oak	UV Satin Lacquered	2700 length
	437508	Oak Twin with Fixing	Solid Oak	UV Satin Lacquered	16 x 50 x 900
	437510	Oak Twin Threshold	Solid Oak	UV Satin Lacquered	16 x 50 x 2700
	530256	Oak Semi Ramp Profile	Solid Oak	UV Satin Lacquered	18 x 59 x 3000
	530257	Oak Semi Ramp Profile	Solid Oak	UV Satin Lacquered	18 x 59 x 990
	530281	Light Oak Stair Nosing	Solid Oak	UV Satin Lacquered	3000 length
	530282	Light Oak Stair Nosing	Solid Oak	UV Satin Lacquered	1000 length
	530289	Light Oak Nosing	Solid Oak	UV Satin Lacquered	3000 length
	530350	Light Oak Stair Nosing	Solid Oak	UV Satin Lacquered	44 x 60 x 1000
	437301	Oak Radiator Pipe Cover	Solid Oak	UV Satin Lacquered	10 x 45 x NR
	530304	Light Oak Radiator Pipe Cover	Solid Oak	Unfinished	10 x 45 x NR

FLOORING SPECIFICATION









































FLOORING SPECIFICATION

	All dimensions in mm.	Code	Name	Surface	Finish	Grade	Size (Th x W x L)	Wear Layer	Profile	Edges	Pack Size (m <sup>2</sup> )	Underfloor Heating	Fitting Requirements			Warranty Domestic (years)	Page
													Floated	Secret Nailed	Stuck Down		
<b>PARQUET : ENGINEERED BLOCKS</b>																	
9.8 mm Chevron*		900304A 900304B	Zerzura Oak	Brushed	Natural Oil Protect	Select	9.8 x 140 x 740	3.6	5G	Bevelled	1.45	●		●	30	32	
		900305A 900305B	Olympus Oak	Brushed	Natural Oil Protect	Select	9.8 x 140 x 740	3.6	5G	Bevelled	1.45	●		●	30	32	
		900306A 900306B	Mizora Oak	Brushed	Natural Oil Protect	Select	9.8 x 140 x 740	3.6	5G	Bevelled	1.45	●		●	30	32	
		900307A 900307B	Savoy Smoked Oak	Brushed	Natural Oil Protect	Select	9.8 x 140 x 740	3.6	5G	Bevelled	1.45	●		●	30	32	
		900308A 900308B	Cormier Smoked Oak	Brushed	Natural Oil Protect	Select	9.8 x 140 x 740	3.6	5G	Bevelled	1.45	●		●	30	32	
		900309A 900309B	Barbican Oak	Brushed	Natural Oil Protect	Select	9.8 x 140 x 740	3.6	5G	Bevelled	1.45	●		●	30	32	
11 mm Herringbone		900300	Hampstead Oak	Smooth	Natural Oil Protect	Select	11 x 70 x 500	3.6	T&G	Square Edge	1.68	●		●	30	33	
		900301	Harlesden Smoked Oak	Smooth	Natural Oil Protect	Select	11 x 70 x 500	3.6	T&G	Square Edge	1.68	●		●	30	33	
		900302	Kensington Oak	Smooth	Natural Oil Protect	Select	11 x 70 x 500	3.6	T&G	Square Edge	1.68	●		●	30	33	
		900303	Sloane Smoked Oak	Smooth	Natural Oil Protect	Select	11 x 70 x 500	3.6	T&G	Square Edge	1.68	●		●	30	33	
20 mm Herringbone		700751	Harrow Oak	Smooth	Lacquer	Rustic	20 x 100 x 500	6	T&G	Bevelled	0.5	●		●	1	35	
		700752	Winchester Oak	Brushed	UV Oil	Rustic	20 x 100 x 500	6	T&G	Bevelled	0.5	●		●	1	35	
		700753	Shrewsbury Oak	Brushed	UV Oil	Rustic	20 x 100 x 500	6	T&G	Bevelled	0.5	●		●	1	35	
		700754	Westminster Oak	Brushed	UV Oil	Rustic	20 x 100 x 500	6	T&G	Bevelled	0.5	●		●	1	35	
		700755	Chester Oak	Brushed	UV Oil	Rustic	20 x 100 x 500	6	T&G	Bevelled	0.5	●		●	1	35	
		700756	Rugby Oak	Smooth	UV Oil	Rustic	20 x 100 x 500	6	T&G	Bevelled	0.5	●		●	1	35	
		700757	Eton Oak	Brushed	Natural Oil	Rustic	20 x 100 x 500	6	T&G	Bevelled	0.5	●		●	1	35	
		700758	Epsom Oak	Brushed	Natural Oil	Rustic	20 x 100 x 500	6	T&G	Bevelled	0.5	●		●	1	35	
		700759	Marlborough Oak	Brushed	Natural Oil	Rustic	20 x 100 x 500	6	T&G	Bevelled	0.5	●		●	1	35	
		700760	Dulwich Limed Oak	Smooth	UV Oil	Rustic	20 x 100 x 500	6	T&G	Bevelled	0.5	●		●	1	35	
<b>CONTEMPORARY : ENGINEERED PLANKS</b>																	
14 mm Plank Wide		900122	Pimlico Oak	Brushed	Natural Oil Protect	Rustic	14 x 222 x 2200	3.6	5G	Bevelled	2.93	●	●	●	30	39	
		900123	Haus Smoked Oak Wide	Brushed	Natural Oil Protect	Super Rustic	14 x 222 x 2200	3.6	5G	Bevelled	2.93	●	●	●	30	39	
		900124	Asgard Oak	Brushed	Natural Oil Protect	Super Rustic	14 x 222 x 2200	3.6	5G	Bevelled	2.93	●	●	●	30	39	
		900125	Borough Oak	Brushed	Natural Oil Protect	Natural	14 x 222 x 2200	3.6	5G	Bevelled	2.93	●	●	●	30	39	
		900126	Bermondsey Oak	Brushed	Natural Oil Protect	Super Rustic	14 x 222 x 2200	3.6	5G	Bevelled	2.93	●	●	●	30	39	
14 mm Plank		900112	Arcadia Oak	Brushed	Natural Oil Protect	Natural	14 x 182 x 2200	3.6	5G	Bevelled	2.4	●	●	●	30	41	
		900113	Avalon Oak	Brushed	Natural Oil Protect	Natural	14 x 182 x 2200	3.6	5G	Bevelled	2.4	●	●	●	30	41	
		900114	Elysian Oak	Brushed	Natural Oil Protect	Super Rustic	14 x 182 x 2200	3.6	5G	Bevelled	2.4	●	●	●	30	41	
		900115	Ordos Smoked Oak	Brushed	Natural Oil Protect	Rustic	14 x 182 x 2200	3.6	5G	Bevelled	2.4	●	●	●	30	41	
		900116	Kalahari Oak	Brushed	Natural Oil Protect	Super Rustic	14 x 182 x 2200	3.6	5G	Bevelled	2.4	●	●	●	30	41	
		900117	Sorano Smoked Oak	Brushed	Natural Oil Protect	Natural	14 x 182 x 2200	3.6	5G	Bevelled	2.4	●	●	●	30	41	
		900118	Haus Smoked Oak	Brushed	Natural Oil Protect	Super Rustic	14 x 182 x 2200	3.6	5G	Bevelled	2.4	●	●	●	30	41	
		900119	Phoenix Oak	Brushed	Natural Oil Protect	Super Rustic	14 x 182 x 2200	3.6	5G	Bevelled	2.4	●	●	●	30	41	
		900120	Marylebone Smoked Oak	Brushed	Natural Oil Protect	Select	14 x 182 x 2200	3.6	5G	Bevelled	2.4	●	●	●	30	41	
		900121	Camden Oak	Brushed	Natural Oil Protect	Super Rustic	14 x 182 x 2200	3.6	5G	Bevelled	2.4	●	●	●	30	41	
		527046	Manoa Oak	Brushed	Lacquer	Rustic	14 x 180 x 2200	2.5	5G	Bevelled	2.77	●	●	●	25	43	
		527048	Rasselas Oak	Brushed	Lacquer	Rustic	14 x 180 x 2200	2.5	5G	Bevelled	2.77	●	●	●	20	45	
		527047	Tanami Oak	Brushed	Natural Oil	Rustic	14 x 180 x 2200	2.5	5G	Bevelled	2.77	●	●	●	25	43	
	527061	Sahara Oak	Smooth	Matt Lacquer	Select	14 x 180 x 2200	2.5	5G	Bevelled	2.77	●	●	●	20	45		
	527062	Chiswick Oak	Brushed	UV Oil	Rustic	14 x 180 x 2200	2.5	5G	Bevelled	2.77	●	●	●	20	45		

\*Chevron products are split between two boxes, a left piece and a right piece. Orders will be made up of two identical product codes preceded by the letters 'a' & 'b' to differentiate between the left and right pieces.











































FLOORING SPECIFICATION

FLOORING SPECIFICATION

	All dimensions in mm.	Code	Name	Surface	Finish	Grade	Size (Th x W x L)	Wear Layer	Profile	Edges	Pack Size (m <sup>2</sup> )	Underfloor Heating	Fitting Requirements			Warranty Domestic (years)	Page
													Floated	Secret Nailed	Stuck Down		
<b>CONTEMPORARY : ENGINEERED PLANKS</b> <i>Continued</i>																	
14 mm Plank		527063	Adelphi Oak	Brushed	Matt Lacquer	Rustic	14 x 180 x 2200	2.5	5G	Bevelled	2.77	●	●	●	25	43	
		527064	Farringdon Oak	Smooth	Matt Lacquer	Natural	14 x 180 x 2200	2.5	5G	Square Edge	2.77	●	●	●	25	43	
		527065	Mojave Limed Oak	Brushed	Matt Lacquer	Select	14 x 180 x 2200	2.5	5G	Bevelled	2.77	●	●	●	25	43	
		527067	Finsbury Oak	Brushed	Matt Lacquer	Super Rustic	14 x 180 x 2200	2.5	5G	Bevelled	2.77	●	●	●	20	45	
		527076	Holborn Oak	Brushed	Matt Lacquer	Rustic	14 x 180 x 2200	2.5	5G	Bevelled	2.77	●	●	●	20	45	
		900108	Kavir Oak	Brushed	Lacquer	Select	14 x 180 x 2200	2.5	5G	Bevelled	2.77	●	●	●	20	45	
		900109	Macaria Oak	Brushed	Matt Lacquer	Select	14 x 180 x 2200	2.5	5G	Bevelled	2.77	●	●	●	25	43	
		900110	Piccadilly Oak	Brushed	Matt Lacquer	Select	14 x 180 x 2200	2.5	5G	Bevelled	2.77	●	●	●	25	43	
		900111	Temple Oak	Brushed	Natural Oil	Super rustic	14 x 180 x 2200	2.5	5G	Bevelled	2.77	●	●	●	20	45	
	900127	Kilburn Oak	Brushed	Natural Oil	Rustic	14 x 180 x 2200	2.5	5G	Bevelled	2.77	●	●	●	20	45		
<b>CALEDONIAN : ENGINEERED PLANKS</b>																	
20 mm Plank		501925	Esk Oak	Brushed	UV Oiled	Rustic	20 x 220 x 2200	6	T&G	Bevelled	1.94	●	●	●	1	49	
		501919A	Glenmore Oak	Smooth	UV Oiled	Natural	20 x 190 x RL	6	T&G	Bevelled	2.11	●	●	●	1	49	
		700351	Tweed Oak	Brushed	UV Oiled	Super Rustic	20 x 190 x 1900	6	T&G	Bevelled	2.09	●	●	●	1	49	
		700350	Almond Oak	Smooth	Lacquered	Rustic	20 x 190 x 1900	6	T&G	Bevelled	1.81	●	●	●	1	49	
		700349	Carron Oak	Brushed	UV Oiled	Rustic	20 x 190 x 1900	6	T&G	Bevelled	1.81	●	●	●	1	49	
		600100	Ness Smoked Oak	Brushed	UV Oiled	Rustic	20 x 190 x RL	6	T&G	Bevelled	2.09	●	●	●	1	49	
		900105	Moray Smoked Oak	Brushed	UV Oiled	Rustic	20 x 190 x 1900	6	T&G	Bevelled	1.805	●	●	●	1	49	
		700732	Eden Oak	Smooth	UV Oiled	Rustic	20 x 180 x RL	6	T&G	Bevelled	1.58	●	●	●	1	49	
		700728	Tummel Smoked Oak	Smooth	UV Oiled	Rustic	20 x 160 x RL	6	T&G	Bevelled	1.41	●	●	●	1	49	
		700729	Brora Limed Oak	Smooth	UV Oiled	Rustic	20 x 160 x RL	6	T&G	Bevelled	1.41	●	●	●	1	49	
18 mm Plank		700102	Saddle Oak	Smooth	Lacquered	Natural	18 x 150 x RL	4	T&G	Bevelled	1.98	●	●	●	1	51	
		700103	Cairnwell Oak	Brushed	UV Oiled	Natural	18 x 150 x RL	4	T&G	Bevelled	1.98	●	●	●	1	51	
		900100	Tolmont Limed Oak	Brushed	UV Oiled	Rustic	18 x 150 x RL	4	T&G	Bevelled	1.98	●	●	●	1	51	
		900101	Mayar Limed Oak	Brushed	UV Oiled	Rustic	18 x 150 x RL	4	T&G	Bevelled	1.98	●	●	●	1	51	
		900102	Gulvain Smoked Oak	Brushed	UV Lacquered	Rustic	18 x 150 x RL	4	T&G	Bevelled	1.98	●	●	●	1	51	
		900104	Wyvis Smoked Oak	Brushed	Hardwax Oiled	Rustic	18 x 150 x RL	4	T&G	Bevelled	1.98	●	●	●	1	51	
		900103	Drumochter Walnut	Smooth	UV Oiled	Natural	18 x 150 x RL	4	T&G	Bevelled	1.98	●	●	●	1	51	
		526024	Nevis Oak	Smooth	Lacquered	Natural	18 x 125 x RL	5	T&G	Bevelled	2.2	●	●	●	1	51	
		526028	Benmore Oak	Brushed	Lacquered	Natural	18 x 125 x RL	5	T&G	Bevelled	2.2	●	●	●	1	51	
		526029	Lomond Oak	Brushed	UV Oiled	Natural	18 x 125 x RL	5	T&G	Bevelled	2.2	●	●	●	1	51	
14 mm Plank		526013	Jura Oak (3 strip)	Smooth	Lacquered	Rustic	14 x 207 x 2200	2.5	5G	Square Edge	3.18	●	●	●	5	53	
		900106	Westray Oak	Brushed	UV Oiled	Super Rustic	14 x 190 x 1900	3	5G	Bevelled	2.28	●	●	●	1	53	
		900107	Arran Oak	Brushed	UV Oiled	Super Rustic	14 x 190 x 1900	3	5G	Bevelled	2.28	●	●	●	1	53	
		524008A	Uist Oak	Smooth	Lacquered	Rustic	14 x 150 x 1900	3	5G	Bevelled	2.28	●	●	●	1	53	
		524006A	Easdale Oak	Smooth	UV Oiled	Rustic	14 x 150 x 1900	3	5G	Bevelled	2.28	●	●	●	1	53	
		524004A	Lismore Oak	Brushed	UV Oiled	Rustic	14 x 150 x 1900	3	5G	Bevelled	2.28	●	●	●	1	53	
		700160	Lewis Oak	Smooth	Matt Lacquered	Rustic	14 x 150 x RL	3	2G	Bevelled	2.64	●	●	●	1	53	
		700159	Harris Oak	Brushed	UV Oiled	Rustic	14 x 150 x RL	3	2G	Bevelled	2.64	●	●	●	1	53	
		700158	Iona Oak	Brushed	UV Oiled	Rustic	14 x 125 x RL	3	2G	Bevelled	2.2	●	●	●	1	53	
	700157	Isla Oak	Smooth	Matt Lacquered	Rustic	14 x 125 x RL	3	2G	Bevelled	2.2	●	●	●	1	53		

FLOORING SPECIFICATION

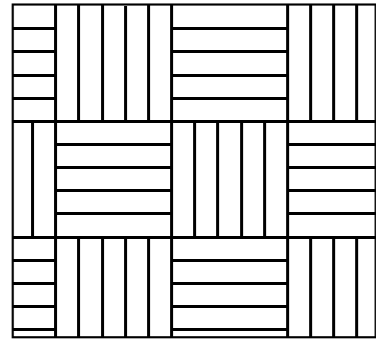
FLOORING SPECIFICATION

	All dimensions in mm.	Code	Name	Surface	Finish	Grade	Size (Th x W x L)	Wear Layer	Profile	Edges	Pack Size (m <sup>2</sup> )	Underfloor Heating	Fitting Requirements			Warranty Domestic (years)	Page	
													Floated	Secret Nailed	Stuck Down			
<b>SOLID WOOD</b>																		
PREFINISHED STRIP		525016	Canadian Maple	Smooth	Lacquered	Natural	20 x 125 x RL		T&G	Bevelled	1.86			●	●	30	57	
		525017	Canadian Maple	Smooth	Lacquered	Prime	20 x 125 x RL		T&G	Bevelled	1.86			●	●	30	57	
		900202	Finger Jointed Oak	Handscraped	Lacquered	Super Rustic	18 x 203 x 2200		T&G	Bevelled	1.786			●	●	1	57	
		900201	Dark Finger Jointed Oak	Handscraped	Lacquered	Super Rustic	18 x 203 x 2200		T&G	Bevelled	1.786			●	●	1	57	
		700420	Burghley Oak	Handscraped	Lacquered	Rustic	18 x 150 x RL		T&G	Bevelled	1.98			●	●	1	57	
		700421	Hatfield Oak	Handscraped	Lacquered	Rustic	18 x 150 x RL		T&G	Bevelled	1.98			●	●	1	57	
		501899	American Walnut	Smooth	Lacquered	Natural	18 x 130 x RL		T&G	Bevelled	2.29			●	●	1	57	
		501913	Hardwick Oak	Handscraped	Lacquered	Rustic	18 x 125 x RL		T&G	Bevelled	2.2			●	●	1	57	
		501912	Chatsworth Oak	Handscraped	Lacquered	Rustic	18 x 125 x RL		T&G	Bevelled	2.2			●	●	1	57	
		900200	Blenheim Hickory	Saw Cut	Lacquered	Rustic	18 x 125 x RL		T&G	Bevelled	2.2			●	●	1	57	
UNFINISHED STRIP		404425	Oak Prime 63W RL		Unfinished	Prime	20 x 63 x RL		T&G	Square Edge	Nested			●	●	30	59	
		404429	Oak Natural 63W RL		Unfinished	Natural	20 x 63 x RL		T&G	Square Edge	Nested			●	●	30	59	
		404424	Oak Prime 89W RL		Unfinished	Prime	20 x 89 x RL		T&G	Square Edge	Nested			●	●	30	59	
		404427	Oak Natural 89W RL		Unfinished	Natural	20 x 89 x RL		T&G	Square Edge	Nested			●	●	30	59	
		404423	Oak Prime 114W RL		Unfinished	Prime	20 x 114 x RL		T&G	Square Edge	Nested			●	●	30	59	
		404428	Oak Natural 114W RL		Unfinished	Natural	20 x 114 x RL		T&G	Square Edge	Nested			●	●	30	59	
		404421	Oak Natural 150W RL		Unfinished	Natural	20 x 150 x RL		T&G	Square Edge	Nested			●	●	30	59	
		404430	Oak Natural 140W RL		Unfinished	Natural	20 x 140 x RL		T&G	Square Edge	Nested			●	●	30	59	
		404433	Oak Natural 165W RL		Unfinished	Natural	20 x 165 x RL		T&G	Square Edge	Nested			●	●	30	59	
		414403	Oak Prime 70W 228L		Unfinished	Prime	20 x 70 x 228		T&G	Square Edge	0.96				●	●	30	59
UNFINISHED BLOCK		414413	Oak Natural 70W 228L		Unfinished	Natural	20 x 70 x 228		T&G	Square Edge	0.96				●	●	30	59
		414410	Oak Prime 70W 254L		Unfinished	Prime	20 x 70 x 254		T&G	Square Edge	1.06				●	●	30	59
		414409	Oak Natural 70W 254L		Unfinished	Natural	20 x 70 x 254		T&G	Square Edge	1.06				●	●	30	59
		414407	Oak Prime 70W 300L		Unfinished	Prime	20 x 70 x 300		T&G	Square Edge	1.26				●	●	30	59
		414408	Oak Natural 70W 300L		Unfinished	Natural	20 x 70 x 300		T&G	Square Edge	1.26				●	●	30	59
		414400	Oak Prime 70W 350L		Unfinished	Prime	20 x 70 x 350		T&G	Square Edge	1.47				●	●	30	59
		414404	Oak Natural 70W 350L		Unfinished	Natural	20 x 70 x 350		T&G	Square Edge	1.47				●	●	30	59
		504500	Maple Prime 83W RL		Unfinished	Prime	20 x 83 x RL		T&G	Square Edge	1.86				●	●	30	59
		504502	Maple Prime 57W RL		Unfinished	Prime	20 x 57 x RL		T&G	Square Edge	1.86				●	●	30	59
		700750	Oak (Engineered)		Unfinished	Rustic	20 x 100 x 500	6	T&G	Bevelled	0.5				●	●	1	59
<b>LUXURY VINYL</b>																		
4.2 mm Plank		900400	Liwa Oak	Embossed In Register			4.2 x 178 x 1219	0.55	5G	Bevelled	2.168	●	●			LVT*	63	
		900401	Kufra Oak	Embossed In Register			4.2 x 178 x 1219	0.55	5G	Bevelled	2.168	●	●			LVT*	63	
		900402	Ubari Oak	Embossed In Register			4.2 x 178 x 1219	0.55	5G	Bevelled	2.168	●	●			LVT*	63	
		900403	Grey Lambeth Oak	Embossed In Register			4.2 x 178 x 1219	0.55	5G	Bevelled	2.168	●	●			LVT*	63	
		900404	Dark Battersea Oak	Embossed In Register			4.2 x 178 x 1219	0.55	5G	Bevelled	2.168	●	●			LVT*	65	
		900405	White Medina Oak	Embossed In Register			4.2 x 178 x 1219	0.55	5G	Bevelled	2.168	●	●			LVT*	65	
		900406	Sinapia Oak	Embossed In Register			4.2 x 178 x 1219	0.55	5G	Bevelled	2.168	●	●			LVT*	65	
		900407	Light Icaria Oak	Embossed In Register			4.2 x 178 x 1219	0.55	5G	Bevelled	2.168	●	●			LVT*	65	
4.2 mm Tile		900408	Oceana Oak	Embossed In Register			4.2 x 178 x 1219	0.55	5G	Bevelled	2.168	●	●			LVT*	65	
		900409	Tabas Travertine	Textured			4.2 x 300 x 600	0.55	5G	Bevelled	2.16	●	●			LVT*	65	
		900410	Limehouse Concrete	Textured			4.2 x 300 x 600	0.55	5G	Bevelled	2.16	●	●			LVT*	65	
		900411	Dark Clerkenwell Concrete	Textured			4.2 x 300 x 600	0.55	5G	Bevelled	2.16	●	●			LVT*	65	

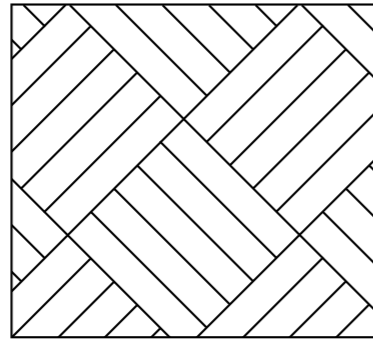
\*Lifetime warranty residential / 30 year warranty commercial.

All specific product and company information is subject to change without notice and should not be construed as a commitment by Atkinson & Kirby. No liability is accepted for printing errors.

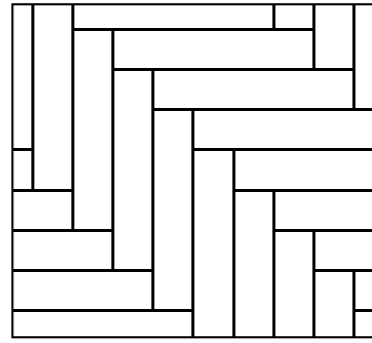
# HERRINGBONE



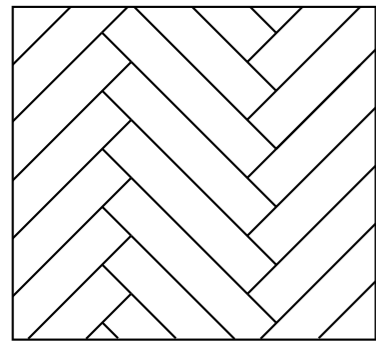
Square Basket



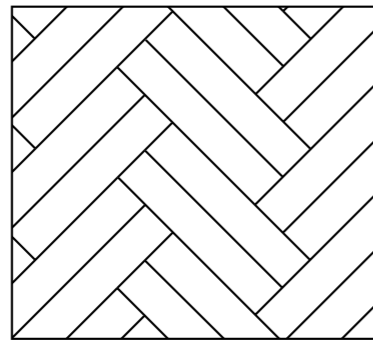
Diagonal Basket



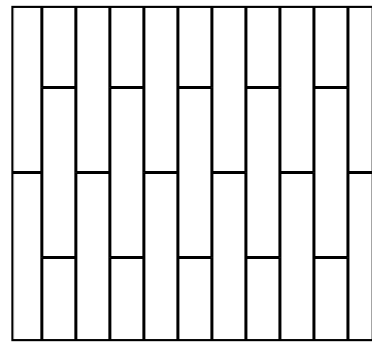
Diagonal Herringbone



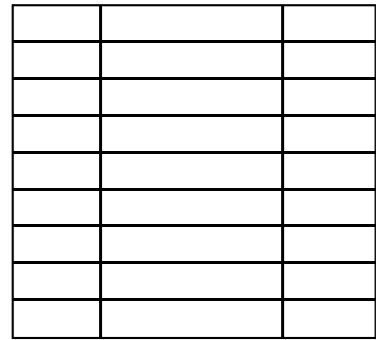
Herringbone



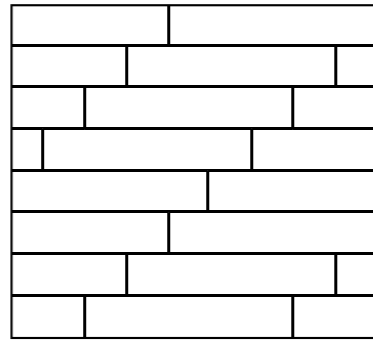
Double Herringbone



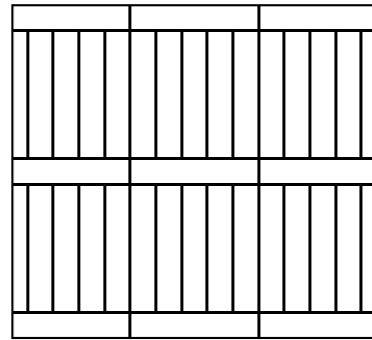
Brick Half Bond



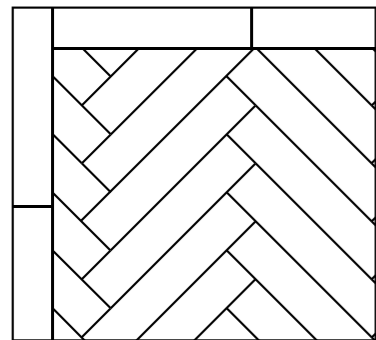
Decking




Offset



Diagonal panel ship deck

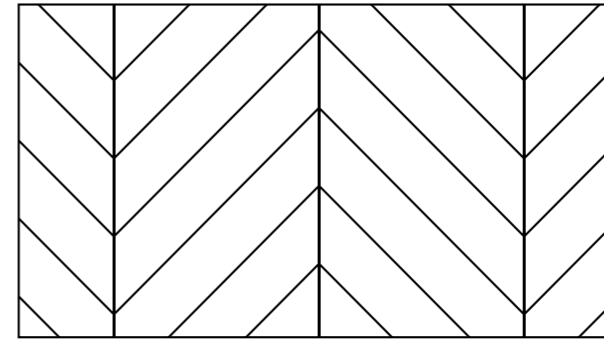


Herringbone with Border Edge

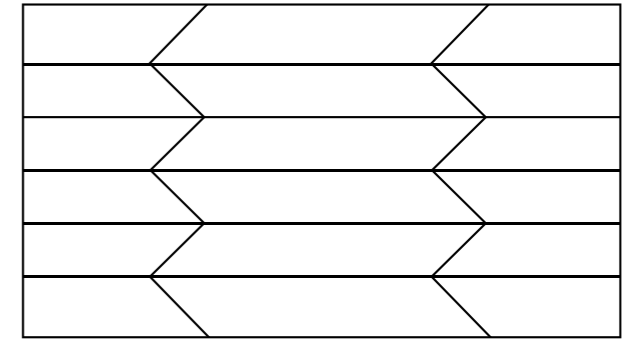


Multi-coloured example

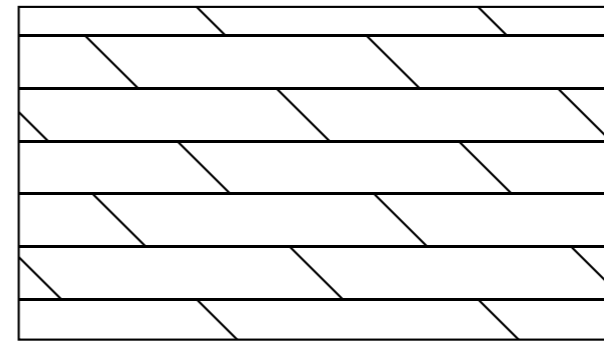
# CHEVRON



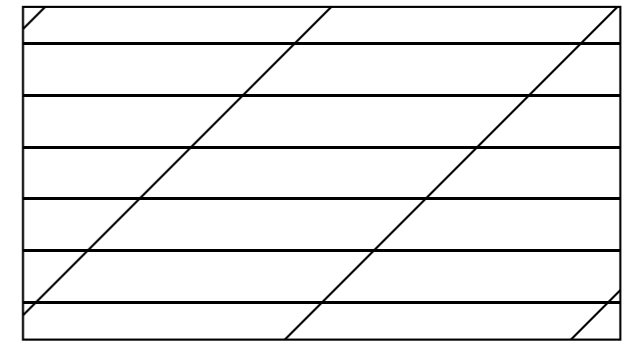
45° Chevron flooring



Chevron horizontally installed



Brick Pattern\*



Parallel Pattern\*



\*only A- or B-strips

## HERITAGE AND FUTURE COMBINED



Established as a family firm in 1903, Atkinson & Kirby continues to be a close-knit team that respects the craft tradition whilst always looking to the future. We're proud to be one of the few remaining manufacturers of hardwood flooring in the UK, applying innovation to ensure you constantly have the broadest, highest quality range at your fingertips.



### ENVIRONMENTAL RESPONSIBILITY

Wood is an amazing natural resource - we feel privileged to work with it and to support sustainable timber production. All our products are EUTR compliant and where possible sourced from independently certified forests. Please ask about our FSC®, PEFC™ product availability.

### ATKINSON & KIRBY AND THE ARCHWOOD GROUP

Atkinson & Kirby is part of the Archwood Group – a group focused on enabling its brand to lead the timber industry in setting trends and optimising value for customers. Archwood comprises Atkinson & Kirby, Richard Burbidge stair parts, architectural mouldings and decking products, plus Masons Timber which supplies sheet materials, mouldings, sawn and treated timber.

The Group is strongly resourced in terms of customer service, distribution and manufacturing capabilities. And while each Archwood brand operates independently, the Group's overall scale helps to support an outstanding quality, service and innovation culture across each brand.





T: 01695 573234  
Scotland T: 01506 505030  
sales@akirby.co.uk  
www.akirby.co.uk



Atkinson & Kirby products are available from: