

Roller Shutters and Grilles

Steel, Aluminium and Insulated

Retail

Industrial

Commercial



ascot
DOORS

made to measure

65 mm aluminium lath shutter



Retail and Industrial Shutters

Welcome to Ascot Doors Limited, manufacturer and installer of individually made-to-measure high performance roller shutter doors and grilles.

Made to measure

Ascot Doors offer the complete service from design, manufacture & installation to on-going service and emergency repairs.

Unrivalled aesthetics and performance have become the hallmark of Ascot's shutters in all applications from retail and warehousing to industrial units and factories.

Based in Bolton, UK, Ascot manufactures their made to measure shutters in their own purpose built factories using the latest manufacturing equipment and under ISO 9001 quality assurance.

Together with powder coating technology, the highest quality standards are applied, not only to products, but to peoples daily work processes.

Installation teams undergo rigorous training to ensure that doors are installed in accordance with LPS1197 where appropriate, and in all cases, in the most effective and safest manner possible.

Recognised internationally for high levels of quality and safety, Ascot produces doors for UK, and overseas customers.

For LPS 1175 rated high security shutters and fire shutters please refer to specific brochures.

- retail shops
- loading bays
- warehouses
- public buildings
- museums
- local authorities
- utilities & factories
- industrial units
- waste handling stations
- supermarkets
- distribution centres



insulated lath assembly

Shutter door construction	1-2
Fixing arrangements	2
Manual push-up	3
Hand-chain	4
Electric tube motor	5
Electric direct drive	6
Electric geared drive	7
Insulated shutters	8
Roller shutter options	9
Electrical controls & options	10-11
Industrial and commercial doorsets	12
Service and repair	13



Quality Systems Certificate No. 131
Assessed to ISO 9001:2000



Certificate No. 131/b
Certificate No. 131/d



Roller Shutters

Ascot Roller Shutters combine strength with elegance and durability with cost effectiveness. They are hard wearing and designed to cope with high traffic levels for internal and external applications.

Highly versatile and cost effective. Ascot Shutters are individually designed and manufactured to suit the specific opening and are suitable for all types of applications.

Our range of Roller Shutter doors have been designed to meet and comply with the requirements of

Product Standard BS EN 13241-1:2003 Industrial, commercial and garage doors and gates. For openings above 4500 mm wide, Shutter Doors are fitted with our tested wind anchor guide system as standard. Smaller sizes can be fitted with this system if required.

Curtains

Shutter curtains are constructed from either traditional steel laths, extruded aluminium, steel insulated laths or tube and link grilles. All curtains are securely held using an end lock to suit the curtain configuration which prevents lateral movement. Steel laths are available with perforations and steel and aluminium laths are available with punched slots, with an option for glazing. All Ascot shutter curtains are complete with a heavy duty 'T' section or mill finished extruded aluminium bottom rail.


Curtain types		
depth mm	lath construction	used for
50	galvanised steel (flat)	aesthetically pleasing
75	galvanised steel (curved)	most applications
75	galvanised perforated steel (curved)	where visibility, ventilation and security is required
75	galvanised punched steel (curved)	where visibility, ventilation and security is required
220 x 70	aluminium & steel tube and link grille	where maximum visibility and ventilation required
66	aluminium single skin (flat)	lightweight aesthetically pleasing option
66	aluminium double skin (flat)	lightweight aesthetically pleasing with added security
66	aluminium single skin punched	visibility, ventilation, lightweight & superior aesthetics
66	aluminium single skin punched & glazed	visibility, security, lightweight & superior aesthetics
85	steel double skin	when insulation & acoustic values are required



Solid Steel Lath
22, 20 or 18 gauge



Aluminium Single Skin Solid Lath



Steel Perforated Lath
22, 20 or 18 gauge



Aluminium Punched Glazed Single Skin Lath



Steel Double Insulated Lath



Aluminium Double Skin Lath



Tube & Link Grille,
Brick Bond or
Parallel Pattern



Punched Lath



Steel Bottom Rail



Aluminium Bottom Rail

Shutter Construction

Guides

Formed from rolled steel, vertical guides are specified according to the size of opening, wind loading and security rating. They are supplied with suitable angles for fixing to the structure.

Endplates

Steel endplates of appropriate thickness to accept the barrel and curtain assembly are complete with either galvanised steel tube motor brackets, or high quality two-bolt flanged bearings for direct drive relative to the door size. Endplates are supplied with angles for fixing to the structure.

Wind loads

All of our door curtains have been tested to BS EN 1341-1 and fully comply. All testing was completed in conjunction with the supporting wind loading standards BS EN 12424:2000 and BS EN 12444: 2001.

Fixing arrangements

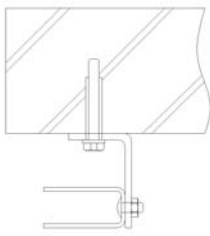
Approved installation teams fit Ascot shutters to a variety of buildings and construction materials. Shutters are installed to most type of wall or openings using a combination of fixings, (see below).

Fixings are calculated for every location and torques specified for individual bolt-sets within our fixing instructions. Recommended bolt sizes for fixing the door to the opening structure are calculated.

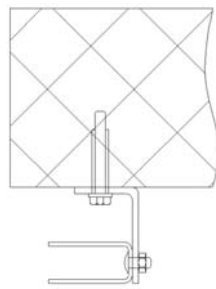


Fixings to suit any type of construction material

Max standard size 8000 x 8000 other sizes available on request



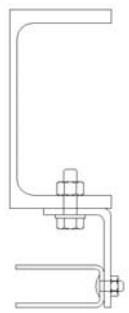
brickwork fixing



blockwork



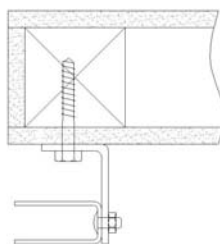
steelwork



steelwork



steelwork



timber



Standard endplate



Tube motor endplate



Steel Guide & Standard Angle Section



Steel Guide & Insulated Angle Section



Wind Anchor & Insulated Angle Section



Guide & bottom rail interface

Manual Push Up (self coiling)


The roller assembly is constructed from 9 SWG gauge (3 mm) galvanised steel tube. High quality helically wound counter balance springs, mounted inside the tube allow operators to push-up and pull-down the curtain smoothly and effortlessly. The tube assembly is hung from endplates via galvanised cups.

Push-up operation is suitable for smaller openings where frequency of operation is limited and is typically used on smaller openings such as doorways, windows, serveries or bars. Ascot recommend that shutters exceeding 2500 mm x 2500 mm should be hand chain or electrically operated.

As standard, Ascot fit bullet locks to manual push up doors - other locking options are available on request.



Low cost option
No electrical supply needed
Ideal for confined areas

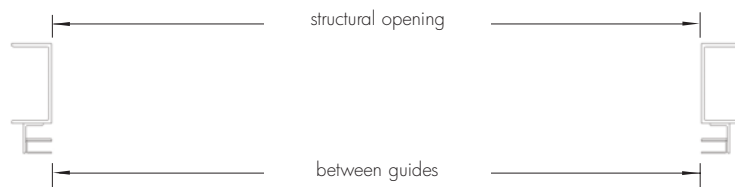


manual push up barrel assembly

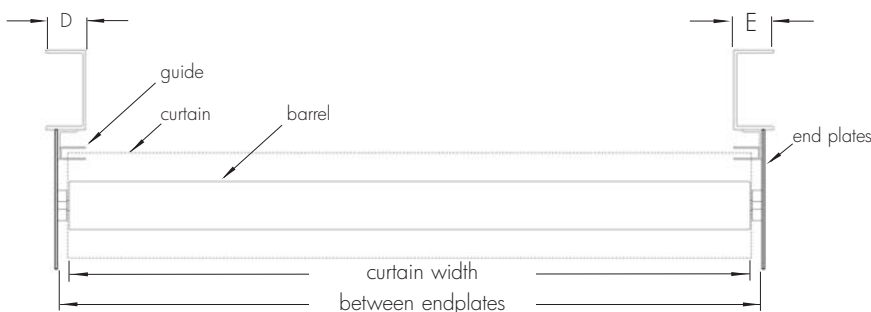
Maximum size 3000 x 3000
other sizes available on request

Head space requirements			
opening height mm	A mm	B mm	C mm
up to 2000	250	250	50
up to 3000	300	300	50

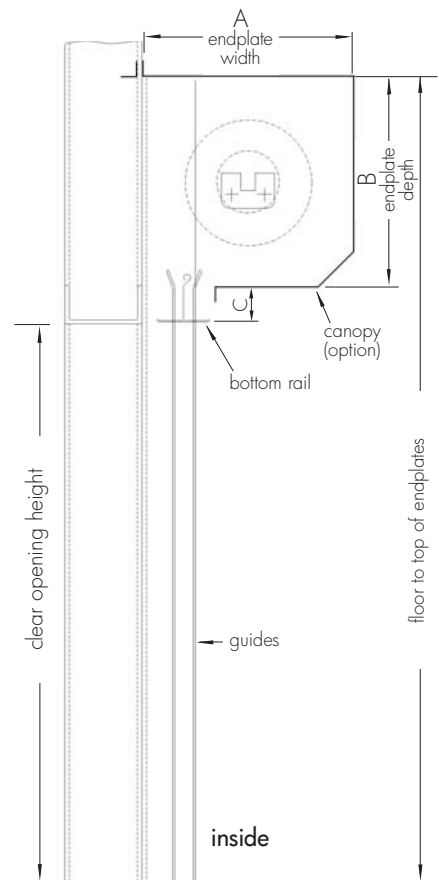
Space requirements on plan		
opening width mm	D mm	E mm
up to 3000	75	75



plan at guide level



plan at barrel level



section

to reduce the risk of water ingress it is recommended that the floor slab slopes away from the door

Hand Chain Drive

Manual operation is by means of a continuous galvanised haul chain through single or double reduction gearing.

The barrel is constructed from high quality steel tube of varying diameters and wall thickness. Exact dimensions are dependant upon overall door width and height. The barrel also contains a bright steel shaft with a minimum diameter of 25 mm up to a maximum of 80 mm. The counter balance spring arrangement is captivated by using a combination of machined blocks and bearings. The barrel is fully supported on mild steel cups that are securely attached to the endplate assembly.

As standard, Ascot fit a chain keep to hand chain operated shutter doors - other locking options are available.

We strongly recommend that shutters exceeding 22 square metres should be electrically operated.



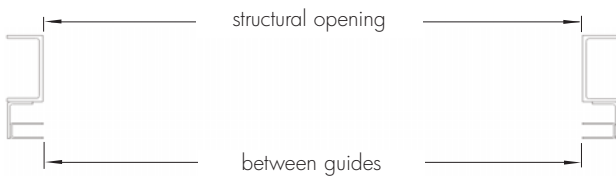
Low cost option
No electrical supply needed



Maximum size 6500 x 6500
other sizes available on request

Head space requirements			
opening height mm	A mm	B mm	C mm
up to 3500	400	400	50
up to 4500	450	500	50
up to 6500	550	550	50

Space requirements on plan		
opening width mm	D mm	E mm
up to 6500	100	175



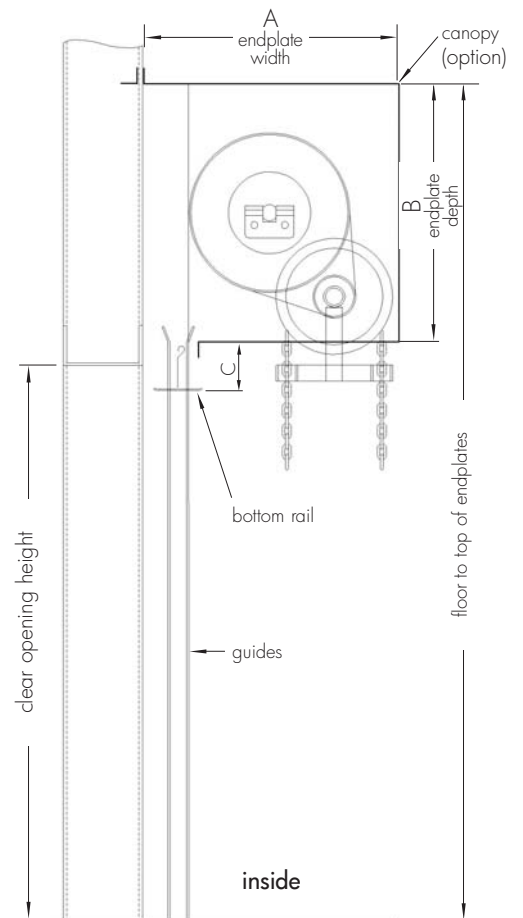
plan at guide level



plan at barrel level

hand chain operation can be positioned at either side of the opening

to reduce the risk of water ingress it is recommended that the floor slab slopes away from the door



section

Electric Tube Motor

The roller assembly is constructed from high quality steel tube, the outside diameter and wall thickness suiting the door size. Contained within the barrel is a 240 volt (415 volt three phase on larger shutters) single phase tubular motor set in high grade blocks and sleeves. The motor is totally concealed within the barrel and comes with a manual over-ride at high level to allow operation in the event of power failure. The full barrel assembly is hung from endplates via galvanised steel fixing brackets and bearing or lost bobbin brackets. The motor is mounted within the roller mechanism, which offers space saving characteristics.

Single-phase tube motors are typically used on shop-front, office buildings, window or entrance security and low use applications. Safety brake anti fall-back devices are fitted where necessary to comply with European regulations. Emergency hand operation is provided as standard via a manual eyelet for crank handle operation in event of power or mechanical failure. Electric tube motors are available with a wide range of electrical control options.



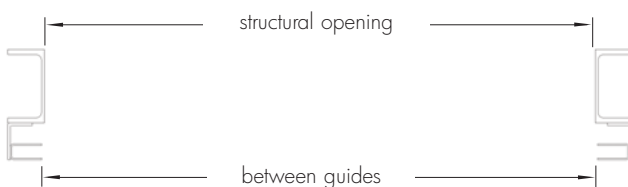
Single & Three phase motor
Ideal for confined areas
Lower cost option



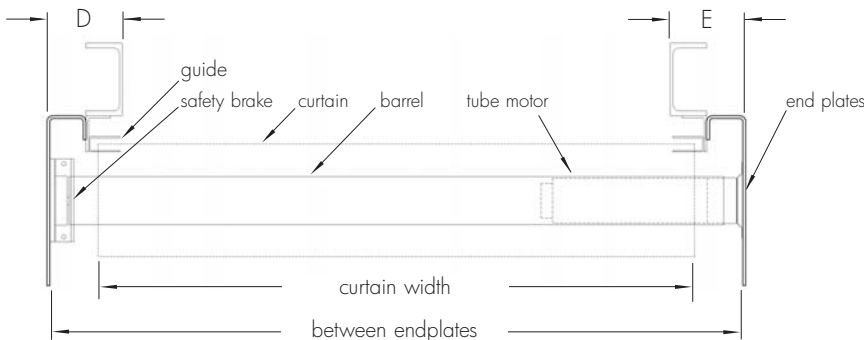
Maximum size 6500 x 6500
other sizes available on request

Head space requirements			
opening height mm	A mm	B mm	C mm
up to 2500	300	300	75
up to 3500	350	350	75
up to 4500	400	400	75
up to 6000	450	450	75
up to 6500	500	500	75

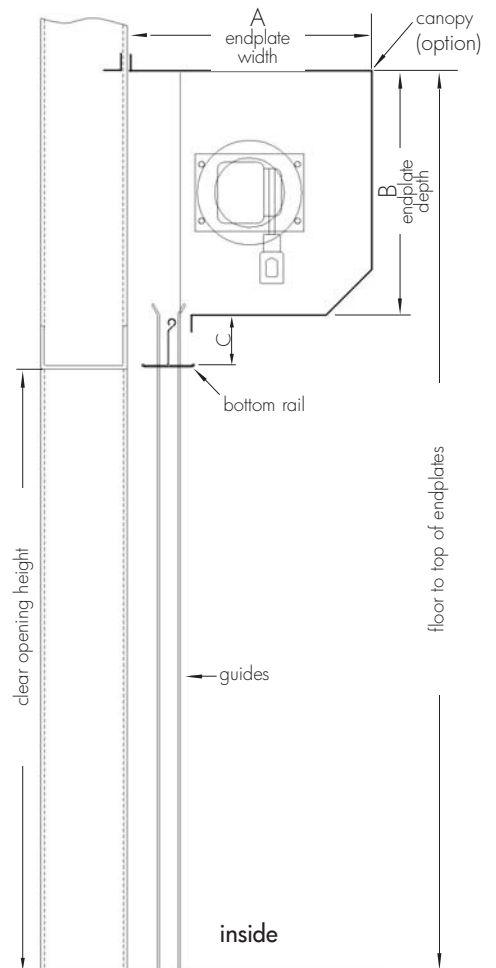
Space requirements on plan		
opening width mm	D mm	E mm
up to 6500	200	200



plan at guide level



plan at barrel level



to reduce the risk of water ingress it is recommended that the floor slab slopes away from the door

section

Electric Direct Drive (safe-drive)

The roller assembly is constructed from mild steel tube, the outside diameter and wall thickness is dependant on the door size and is mounted on 8 mm (min) thick mild steel spools and solid keywayed shafts, eliminating the need for counter balance springs or gear trains.

Fundamental to our design is safety. The SAFEDRIVE[®] digital direct drive system allows us to build a springless door which is simple to install, easy to wire and commission yet complies with the requirements of BS EN 12453 and BS EN 12604. The SAFEDRIVE[®] digital direct drive motor incorporates a patented safety brake (anti fall-back device) which has been certified by an independent laboratory, to comply with European safety regulations. An emergency hand chain, operable from floor level is provided as standard in the event of electrical or mechanical failure.

The Ascot EDD operation is available with an extensive range of plug-in, pre-wired, low voltage control options, varying from a simple push-button or keyswitch to more advanced control options.



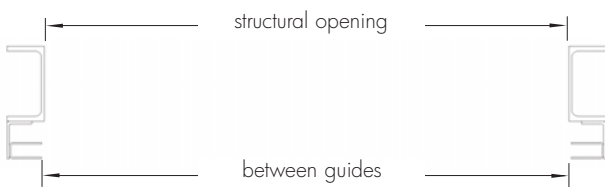
Fewer moving parts
Single & three phase motor
Internal safety brake



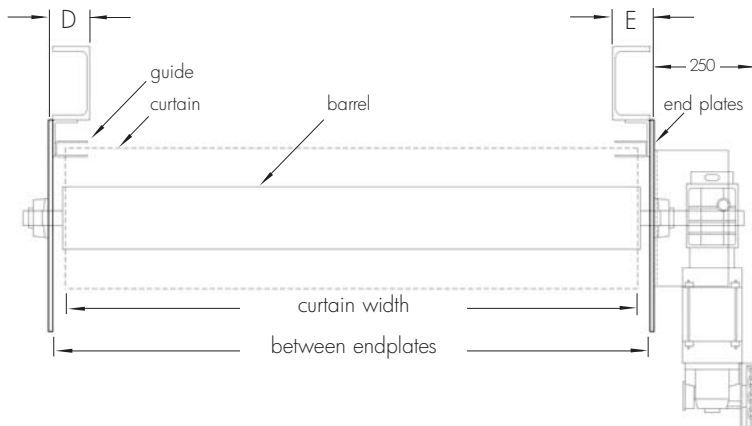
Head space requirements			
opening height mm	A mm	B mm	C mm
up to 5000	430	430	75
up to 7000	500	500	75
up to 8000	550	550	75

Space requirements on plan		
opening width mm	D mm	E mm
up to 6500	100	100
over 6500	125	125

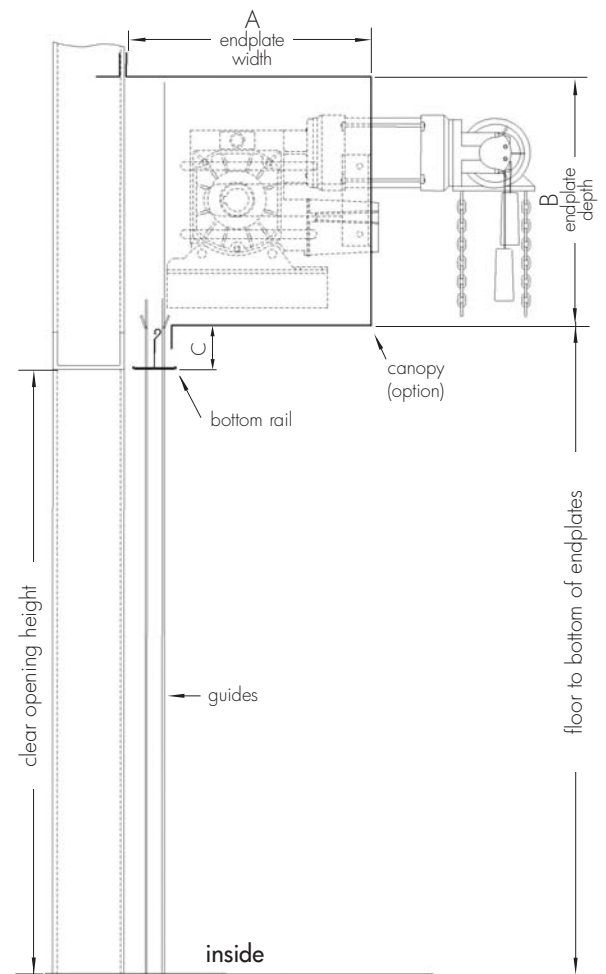
Maximum 8000 x 8000
other sizes available on request



plan at guide level



plan at barrel level



to reduce the risk of water ingress it is recommended that the floor slab slopes away from the door

section


Electric Geared Drive

The barrel is constructed from high quality steel tube of varying diameters and wall thickness. Exact dimensions are dependant upon overall door width and height. The barrel will also contain a bright steel shaft, minimum diameter 25 mm up to a maximum of 80 mm diameter. The counter balance spring arrangement is captivated by using a combination of machined blocks, blocks and bearings. The barrel is fully supported on mild steel cups that are securely attached to the endplate assembly.

The Ascot geared motor operation is available with an extensive range of plug-in, pre-wired, low voltage control options, varying from a simple push-button or keyswitch to more advanced control options.



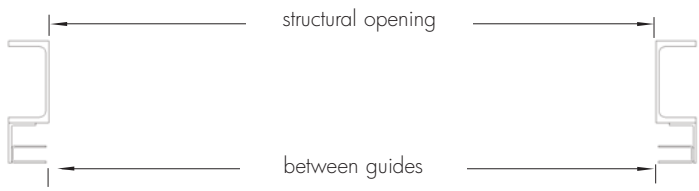
Ideal for openings with side room restriction



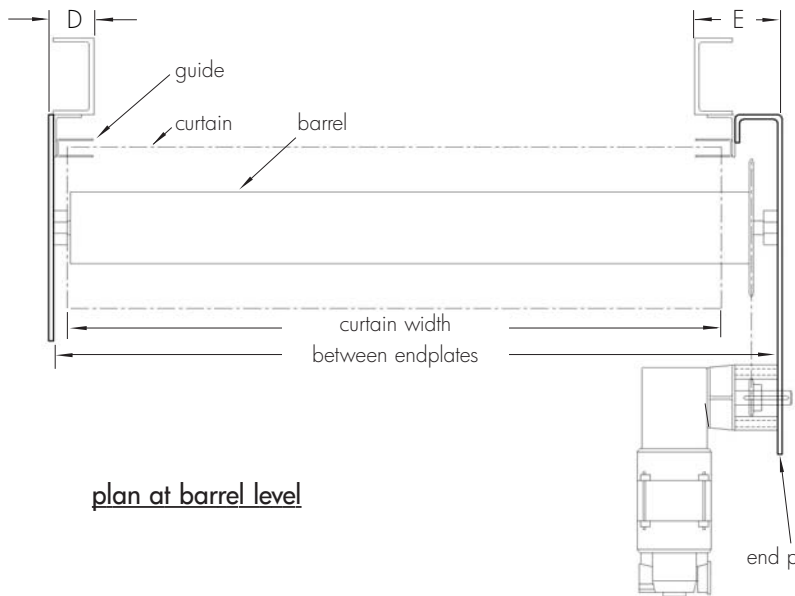
Maximum 8000 x 8000
other sizes available on request

Head space requirements			
opening height mm	A mm	B mm	C mm
up to 4500	600	400	75
up to 6500	650	450	75
up to 8000	700	500	75

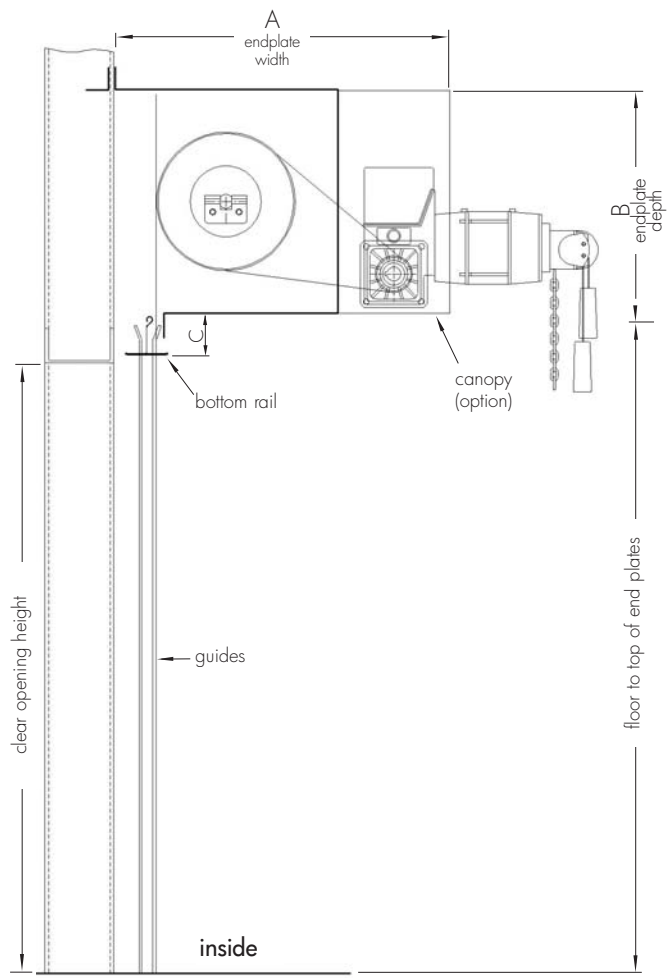
Space requirements on plan		
opening width mm	D mm	E mm
up to 6500	100	175
over 6500	125	200



plan at guide level



plan at barrel level



to reduce the risk of water ingress it is recommended that the floor slab slopes away from the door

section

Insulated shutters with Electric Direct Drive

Where heat loss is a primary concern, an insulated shutter is the obvious choice. The door curtain has a weighted sound reduction of 18db and an insulation of 0.69 w/m² (u-value). These shutters use either aluminium or steel laths with an insulated in-fill.

The roller assembly is constructed from mild steel tube, the outside diameter and wall thickness is dependant on the door size and is mounted on 8 mm (min) thick steel spools and solid keywayed shafts, eliminating the need for counter balance springs or gear trains.

Fundamental to our design is safety. The SAFEDRIVE[®] digital direct drive system allows us to build a springless door which is simple to install, easy to wire and commission yet complies with the requirements of BS EN 12453 and BS EN 12604. The SAFEDRIVE[®] digital direct drive motor incorporates a patented safety brake (anti fall-back device) which has been certified by an independent laboratory. An Emergency hand chain, operable from floor level is provided as standard in the event of electrical or mechanical failure.

The Ascot insulated shutter operation is available with an extensive range of plug-in, pre-wired low voltage control options.



Max standard size 8000 x 8000
other sizes available on request



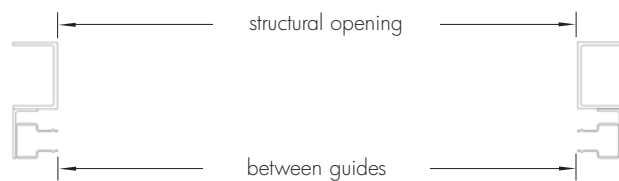
Rubber bottom seal Insulated lath



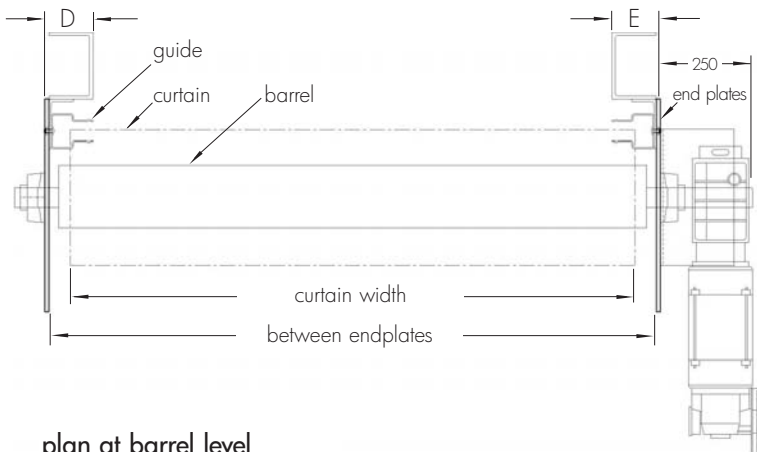
brush seals

Head space requirements			
opening height mm	A mm	B mm	C mm
up to 2500	430	430	75
up to 4000	500	500	75
up to 5500	550	550	75
up to 7000	600	600	75
up to 8000	650	650	75

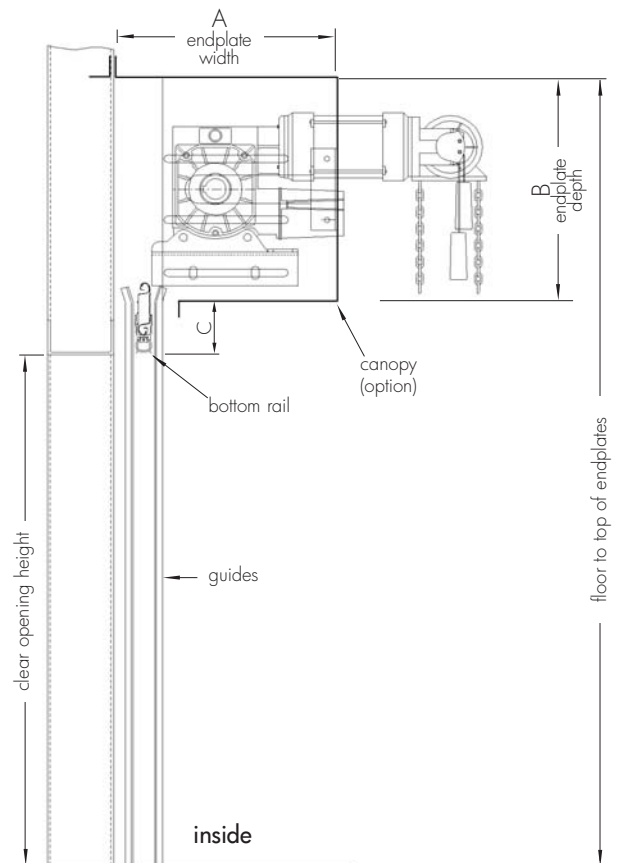
Space requirements on plan		
opening width mm	D mm	E mm
up to 8000	110	110



plan at guide level



plan at barrel level



to reduce the risk of water ingress it is recommended that the floor slab slopes away from the door

section

Roller Shutter Options

Coil casing

The roller assembly can be encased in a galvanised steel pressed coil casing and soffits to provide protection for the barrel and curtain. This finishes off the shutter aesthetically. Casings can be powder coated to match the shutter curtain.

Fascias

Where required, a fascia can be fitted to give an aesthetic finish to the product.

Motor casing

On shutters under 2500 mm high a motor cover is fitted as standard. On larger shutters this can be fitted as an option and can be powder coated to match the shutter where applicable.

Locking options

Our range of integrated and retrofittable locking options provide increased levels of security and includes industry leading locks. Our standard range includes:

Bullet Locks (interlocked) **Chain keep locks** **Shoot bolts (interlocked)**
Ground locks **Centre locks**

Wicket doors

Where pedestrian access is needed in larger shutters, wicket doors reduce the need to raise the whole door for pedestrian access and reduces the amount of heat lost. Wicket doors are constructed from the same materials as the shutters to give good aesthetics whilst maintaining a robust and durable door. Wicket doors fit into roller shutter with a maximum width of 5500 mm (or 25M²). For electrically operating doors, interlocking is recommended.

Rubber bottom strips

Rubber bottom strips can be fitted to the under side of the bottom rail.

Brush seals

Brush seals can be fitted to the door head and guides.

Interlock switch

Used in conjunction with shoot bolts to prevent electrical operation while locks are engaged.

Stainless Steel

For areas where a clean environment or high corrosion resistance is necessary, stainless steel shutters are available.

Wind anchor guides

On wide door openings or where problems exist with gusting winds, we offer an anchor guide system which is designed to withstand wind loadings in accordance with BS EN 12424:2000 and BS EN 12444:2001.

Finish

Ascot shutters are finished in standard galvanised steel or mill finished aluminium. Polyester powder coat and plastisol finish in a range of RAL or BS references are available as an option. Shutter doors in high salinity or high pollution areas such as within 5 km of the coast, abattoirs, swimming pools, water treatment works or heavy industrial areas we recommend a marine grade finish is applied.



hood casing



fascias



motor covers



bullet lock



Bullet lock interlocked



centre lock



chain keep



shoot bolt




rubber bottom strips



interlock switch for shoot bolt



wind anchor guides



finish
RAL & BS shades

Standard electrical controls

Keyswitch (tube motor shutter)

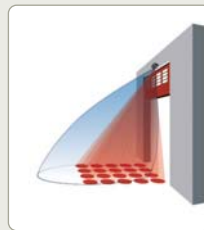
Keyswitches provide a secure, safe and easily operable method of door operation for authorised users. Tamper proof and mounted internally or externally, flush or surface mounted, the keyswitch operates electrically operated shutters by inserting and turning the key. Available on direct drive and geared shutters as an option.



Electrical options

Passive motion sensors

Sensors can differentiate between vehicular and pedestrian traffic, also between cross and approaching traffic. Passive motion sensors can also be selected to detect a stationary presence in the selected area.



Interlocked shootbolts

Electrically isolate the door when required or prevent door operation when integrated personnel doors are being used by pedestrians.



Traffic lights

Can be set to offer a number of light combinations. They provide visual door status and warning of doors position or movement.



Mushroom Headed Stop Button - For latching/stopping the door in its required position and preventing further operation until released.



Timer

For automatic operation, a 7 day 24 hour timer allows the shutters to be triggered by a set time.

Induction loops

For selected operation by vehicles, induction loops can open a closed door or reopen a closing door. They also keep the door in the open position as long as the vehicle stays in the looped area.



Push button stations

A range of push buttons stations for remote operation for authorised users only, with the selection of a built-in key-switch facility.

Control panel (direct drive and gear driven shutters)

Electrically operated shutters are installed with TS958 control panels as standard. The control panels are supplied with a pluggable cable for connecting to the motor, a 3 pin red CEE plug on a 0.5M lead for connection to the power supply and allow the door limits to be programmed from floor level. The TS958 control panel can be programmed to allow the door to 'impulse' open and has a service counter, life time cycle counter and fault diagnosis. Special electrical controls are available on request.

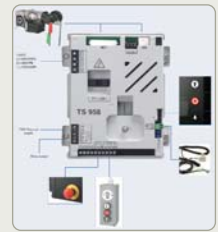


Control



Control

TS958 and TS970 allows easy and rapid setting of limit switch positions and door parameters. Digital limits can monitor the load on the door whilst opening to prevent objects or persons being accidentally lifted. A programmable door maintenance indicator allows the installer to set suitable maintenance intervals of between 1000 to 99000 operations which indicates when the shutter door needs servicing.



TS958
(standard control)

Safe edge

To comply with BS EN 12453 minimum level of safeguarding at the main edge and the limitation of forces a requirement for all automatic doors, safe edges either ensure immediate stopping or stop and reverse (re-open), should the leading edge of the door make contact with an object during it's closing mode.



safe edge

Integral keyswitch

For allowing authorised personnel only to isolate the door from use, by means of a key.




Radio control

Ideal for multi-user sites, a remote control key fob gives easy access on and off the premises where the unit is installed, ideal in buildings such as retail outlets and grilles. The encrypted rolling code offers high security whilst allowing multi users into the building. Fork lift truck mounted hand set transmitters for industrial applications are available.



transmitter & keyfob

ation or operation
push button with



push button station

Photo beams & cells

Required by BS EN 12453 combined with safety edge for automatic doors. Offering a limited level of safety before the door makes contact with an object, or used to trigger the operation of the door. Mounted at high level both inside and outside of shutters doors where the possibility of accidental lifting of persons could take place.



photo cell
(photobeam)



Industrial & Commercial Doorsets

Ascot Doors provide the complete door solution from design, made-to-measure manufacture and installation to on-going service and repair.

Unrivalled aesthetics and performance have become the hallmark of Ascot Doors in all applications from personnel access, fire and high security, to energy efficiency and sound reduction, internally and externally. Based in Bolton, Ascot manufactures their made to measure doors using the latest computer controlled production equipment. Ascot's technical sales team can arrange a site visit to discuss your individual requirements and can provide a free no obligation quotation.

The Ascot Range

Ascot supply and service a range of doors to suit any commercial, retail or industrial building. We are happy to discuss any application requirement and the regulatory standard required for each door.



- High Security Doors LPS1175, SR1-SR4
- Security Shutters to LPS1175, SR1-SR4
- Dock Levellers & Docking Equipment
- Fire Hinged Doors to LPS1056
- Fast Acting Rapid Roll Doors
- Sectional Overhead Doors
- Fire Shutters to LPS1056
- Fire & Smoke Curtains
- PVC Strip Curtains
- Ram Raid Barriers
- Security Grilles
- Security Gates



We offer a broad selection of doors to suit any application. Our people are happy to take you through any requirement and the regulatory standard required for your door. Call us:

01204 545 801

Ascot Service and Repair

Fast and reliable for peace of mind. To ensure your doors are maintained in good working order, our UK-wide network of Service Centres are strategically placed to provide the fastest possible response time. If you have a breakdown our stocked service vans can be at your site fixing your door, FAST!

Service

Our nationwide service centre network attend scheduled maintenance visits and on-site repairs. Emergency repairs are often attended within 4 hours. With over 25 years experience manufacturing, installing and repairing doors and 11 service centres, Ascot is the ideal partner you can rely on to maintain your industrial, commercial and retail doors.

Repairs

Damaged doors cause downtime to operations, whether it's people traffic or moving goods in and out of buildings. Business today is moving faster, damage and malfunctions must be repaired quickly and professionally by trained technicians. Whether it's one of our doors or another make, Ascot Service and Repair can fix it.

Maintenance agreements

A maintenance agreement offers regular service levels to make sure the frequency of door usage is maintained and to diagnose problems before failure and disturbance to traffic flows occur. Planned regular maintenance increases functionality and reduces expensive downtime.

Upgrades and replacements

In time, your door requirements will change. Improvements in operations and technology will place greater demands on movements in and out of buildings. Whether it's moving or resizing doors, changing or adding safety and security features, the Ascot Service and Repair team can handle it.

Spare parts

A comprehensive spare parts distribution network, together with well stocked service vans means we get engineers and parts to your site within 24 hours of ordering.



contact service:
01204 309 908
service@ascotdoors.co.uk



Construction Skills Certification Scheme

CSCS was set up to help the construction industry to improve quality and reduce accidents. Ascot service and repair technicians hold CSCS cards which are increasingly demanded as proof of occupational competence by contractors, public and private clients and others.



IPS1197

Certificate No. 131c

new door enquiries
01204 545 801

24/7 service hotline
01204 309 908

service centres

North East

Unit 1 C, Dean & Chapter Industrial Estate
Ferryhill, COUNTY DURHAM DL17 8LN
Tel: 01740 657 171
Fax: 01740 657 931

Scotland

Unit 59, Evans Business Centre, Bellshill Ind. Est.
BELLSHILL, Lanarkshire ML4 3NP
Tel: 01698 574 540
Fax: 01698 748 625

North West

Unit 1, Viola Street, Astley Bridge
BOLTON BL1 8NG
Tel: 01204 309 908
Fax: 01204 300 532

Yorkshire

Unit 20, Grange Lane Industrial Estate
Stairfoot, BARNSLEY S71 5AS
Tel: 01226 246 667
Fax: 01226 248 271

West Midlands

Unit 18 (D), Wednesbury Trading Estate
Wednesbury, BIRMINGHAM WS10 7JN
Tel: 0121 502 5934
Fax: 0121 502 5931

Midlands

Unit 7, Oaks Industrial Estate,
Coalville, LEICESTER LE67 3NQ
Tel: 01530 817 682
Fax: 01530 817 680

South Central

Unit 2, Lennox Industrial Mall, Lennox Road
BASINGSTOKE RG22 4DF
Tel: 01256 322 566
Fax: 01256 353 002

East Anglia

Unit G3, Seedbed Centre, Wyncolls Road,
COLCHESTER CO4 9HT
Tel: 01206 843 413
Fax: 01206 843 319

South West

Unit 21, Blake Mill Business Park,
Brue Avenue, BRIDGWATER TA6 5LT
Tel: 01278 439 313
Fax: 01278 439 200

London

Unit L, The Business Centre, Faringdon Ave
Harold Hill, ROMFORD RM3 8EN
Tel: 01708 386 900
Fax: 01708 386 886

South East

Unit 36, Thomas Way, Lakesview Business Park
Hersdon, CANTERBURY CT3 4JZ
Tel: 01227 711 757
Fax: 01227 713 786



head office
Ascot Doors Limited
Britannia Way Industrial Park
Union Road, Bolton BL2 2HE
Tel: 01204 545 801
Fax: 01204 545 800

www.ascotdoors.co.uk
sales@ascotdoors.co.uk

