



Project
solutions

Planning and designing care facilities



Contents

Global experience	3
Your partner in facility design	3
Outlining our offer	4
Arjo philosophy and methodology	5
The importance of right space	7
Overview of Arjo's product offers	9
The Architect portal	12

Global experience at a local level

A partner with over 60 years' experience

Since 1957, we have been driven by a mission to improve quality of life for people affected by reduced mobility and age-related health challenges. With products and solutions that ensure ergonomic patient handling, personal hygiene, disinfection, and the prevention of pressure ulcers and venous thromboembolism, we help professionals across care environments to continually raise the standard of safe and dignified care. Today, we are recognised as a global partner, providing products and services to over 100 countries worldwide.

Your partner in facility design

With people in mind

We have a long history of collaborating closely with architects, healthcare facility executives, safe patient handling experts, residents and relatives. Our experience has taught us that to create efficient care facilities and to obtain a good working environment, the right combination of environment, equipment and care skills are needed. Therefore it is key to design for sufficient space early in the planning of a new facility.

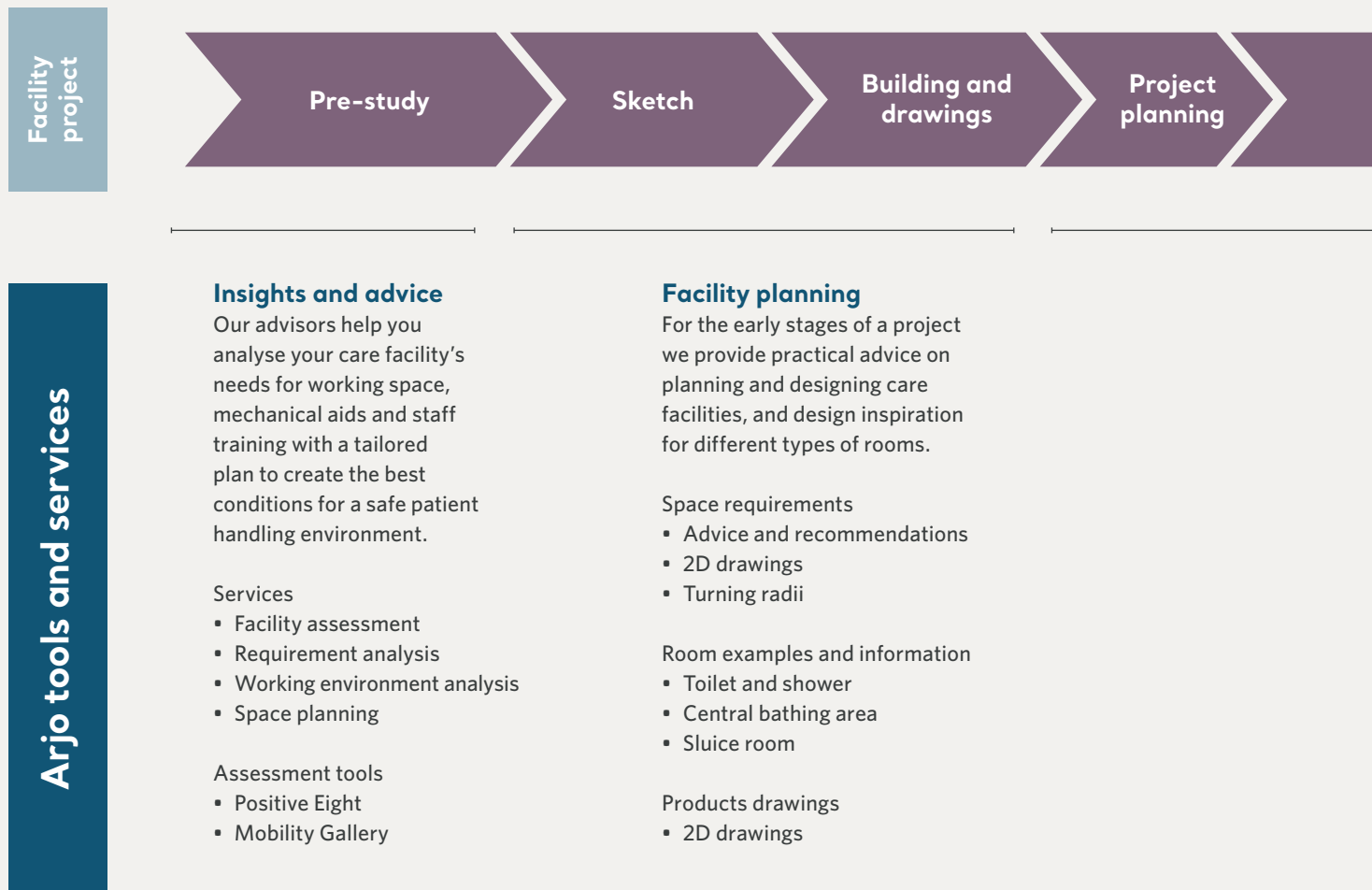
Our offer includes:

- Knowledge and insights about the interaction between residents, caregivers and equipment.
- Advice on space required to apply correct equipment and working techniques for different mobility levels.
- Design and drawing support for our installation products.
- Product installations and technical documentation.

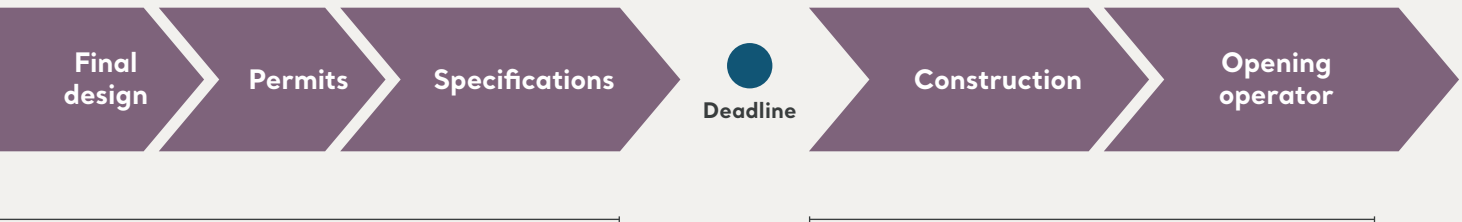
Supporting you from the very beginning

Arjo is a collaborative partner in many health care facility projects and we know that it is vital to plan for the right equipment and space from the very beginning in order to avoid unnecessary costs due to last-minute construction variations.

Our comprehensive portfolio spans key areas of daily personal care routines with a range of high-quality products, training, services, assessment tools, design and consulting resources to create integrated solutions to enhance care, quality and efficiency.



We offer support throughout a project from early advice on room layouts and space requirements to drawings and equipment installations. You can count on our project teams to be there to support you from conception to completion of your project.



Design support

We support facility projects with installation drawings and other technical specifications, as well as easy access to product drawings and BIM objects.

Products drawings

- 3D drawings
- BIM-Objects

Product specifications

Installation drawings and specifications

Products

Arjo can provide full specifications, technical information, drawings, installation and operating instructions for every Arjo product.

Products installations and documentation

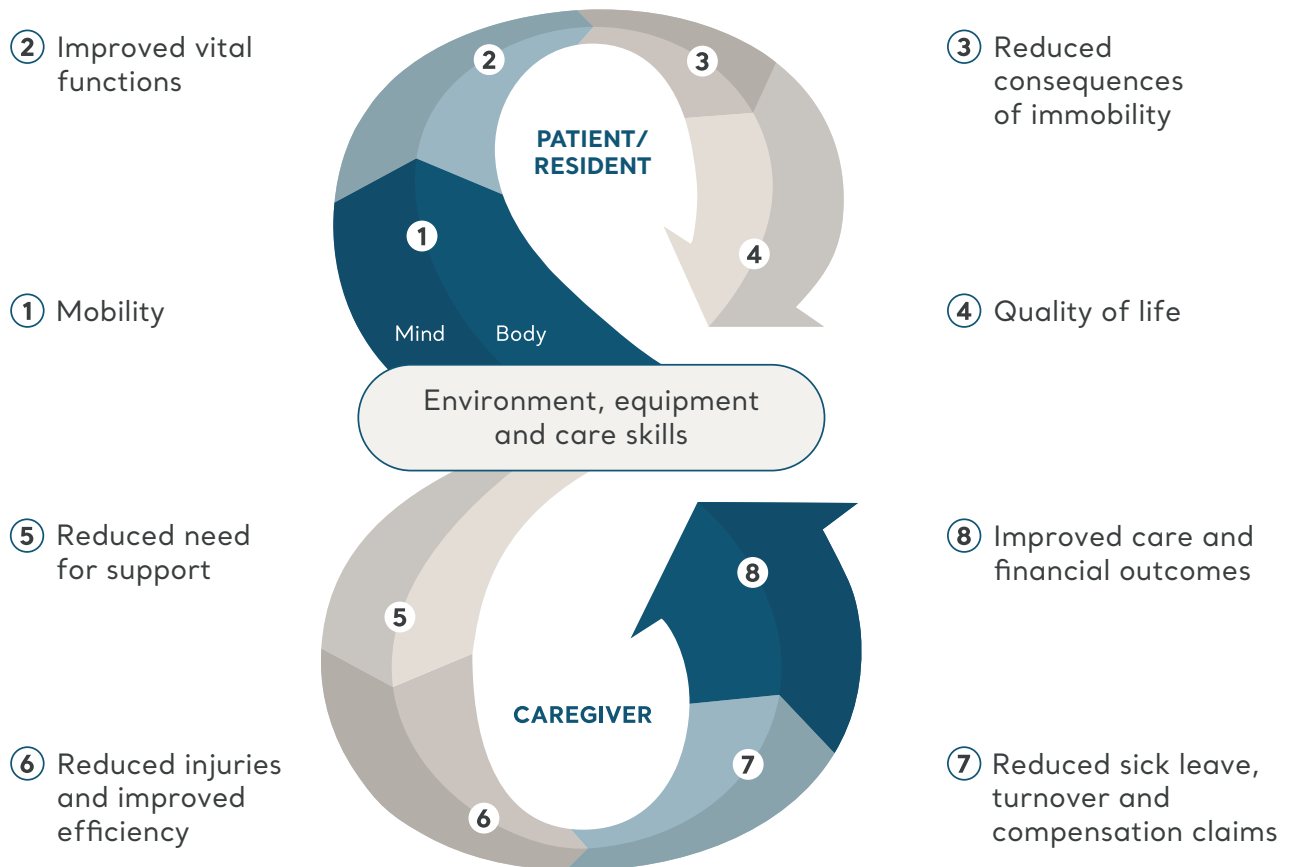
- Full specifications
- Technical information
- Drawings
- Operating and maintenance instructions
- Commissioning and validation documentation

Training and In-service support

After-sales service solutions











Our philosophy – the Positive Eight™

We base our work on our Positive Eight™ philosophy that starts with the combination of environment, equipment and care skills. It visualises the potential positive effects for both caregiver and resident arising from improved mobility. By securing the right space, you maximize the opportunities for choosing the right equipment and applying correct working techniques, consequently optimising the working conditions for caregivers and patients. This improves the entire care process, which results in happier, healthier and more mobile residents and patients.



Our methodology – the Mobility Gallery™

We have developed The Mobility Gallery™, a validated risk assessment tool based on five personas and their levels of functional mobility; from completely mobile and independent persons (Albert), to those who are entirely bedridden (Emma), named in alphabetic order from A to E. Based on these five personas, we have specified functional spaces that take into account recommended equipment for each mobility level and the working environment for the care givers.

				
				
Albert who is ambulatory and independent.	Barbara who can support herself to some degree.	Carl who sits in a wheelchair and has little capacity to support himself.	Doris who sits in a wheelchair and has no capacity to support herself.	Emma who may be almost completely bedridden and totally dependent.

The importance of right space

Planning a care facility is about planning for the future, and will impact both the efficiency and quality of care and the work environment for the caregivers. As outlined in our Positive Eight philosophy, the right environment, the right equipment and the right caregiver skills can catalyse a chain reaction of benefits resulting in improved care with more mobile residents, reduced work related injuries and improved financial outcomes.

Planning should consider all resident mobility levels, in order to create a care environment that works for Albert, who is ambulatory, Carl, who needs a lot of support and stimulation, as well as Emma who is totally dependent.

In order to support you in planning and designing care facilities, we have developed a number of assets such as situational space requirements, turning radii as well as complete room concepts and layout examples, available in the Arjo Guide for Architects and Planners.

Areas covered by the Arjo Guide for Architects and Planners



At the bed



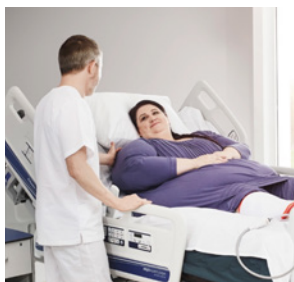
To the toilet



In the shower



At the bath



Bariatric rooms



The sluice room



Corridors, elevators and storage

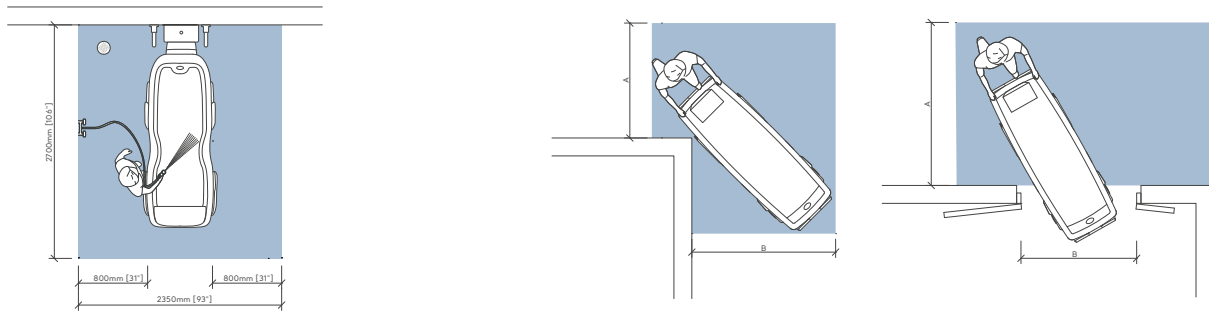


Turning radii and free passage

Our insights are available in the Arjo Guide for Architects and Planners at www.arjo.com/architects.

Examples of guidance

Space requirements and turning radii



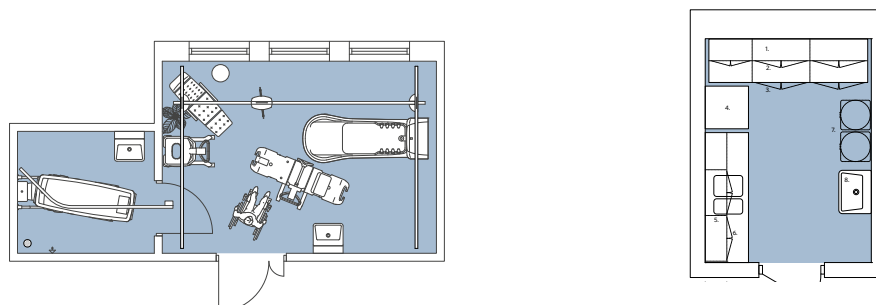
CONNECTS TO DIFFERENT MOBILITY LEVELS



TAKES SPACE FOR CAREGIVER INTO ACCOUNT



Room concepts and layout examples



Our solutions – tailored to your needs

Our complete offering targets both Acute Care and Long-Term Care settings, and offer solutions for bedrooms, hygiene, patient handling, and sluice rooms as well as various therapeutic solutions.

We are committed to improving the everyday lives of people affected by reduced mobility and age-related health challenges and help professionals across care environments to continually raise the standard of safe and dignified care.

BEDROOM SOLUTIONS



Hospital beds

A range of universal beds designed to meet the needs of low acuity to high dependency clinical settings.



Long term care beds

Beds designed for use in residential and elderly care homes.

HYGIENE SOLUTIONS



Bathing systems

Bathing and transfer systems for all levels of mobility.



Showering equipment

Showering systems for all levels of mobility.

TRANSFER SOLUTIONS



Ceiling lifts

A wide range of ceiling lifts designed to integrate with any facility.



Mobile Patient Handling equipment

Standing and raising aids, floor lifts and slings for safe transfer of patients.

DISINFECTION



Flusher disinfectors

Flusher disinfectors, chemicals and sluice room equipment.

THERAPEUTIC SOLUTIONS



Therapeutic solutions

VTE prevention and pressure ulcer prevention solutions.



Access to our digital portal

We've talked to architects across the globe to find out more about their process, and how we can support them. The result is a design-driven intuitive platform with easy access to information and work tools including:

- Space requirement guidelines
- CAD drawings
- BIM objects
- Room layout examples
- Room layout considerations

www.arjo.com/architect



Arjo can offer a wide range of flexible service contracts to suit your requirements and budget, all designed to optimise the performance of your medical equipment and meet compliance standards.

At Arjo, we are committed to improving the everyday lives of people affected by reduced mobility and age-related health challenges. With products and solutions that ensure ergonomic patient handling, personal hygiene, disinfection, diagnostics, and the effective prevention of pressure ulcers and venous thromboembolism, we help professionals across care environments to continually raise the standard of safe and dignified care. Everything we do, we do with people in mind. www.arjo.com

Arjo UK - Head Office · Houghton Hall Business Park · Houghton Regis · LU5 5XF
Phone: +44 (0) 8457 342000 · Private customer: +44 (0) 3457 342000 · Fax: +44 (0) 1582 745745 · Email: sales.admin@arjo.com

Arjo UK Service and Technical Centre · St Catherine Street · Gloucester · GL1 2SL
Phone: +44 (0) 8456 114114 · Private customer: +44 (0) 3456 114114 · Service fax: +44 (0) 1452 525207 · Email: ukservice@arjo.com

Arjo UK - Belfast Office · Units 16-18 · 19 Heron Road · Belfast, BT3 9LE · Northern Ireland
Phone: +44 (0) 28 9050 2000 · Fax: +44 (0) 28 9050 2001 · Email: Belfast@arjo.com

Arjo (Ireland) Ltd · EA House · Damastown Industrial Park · Mulhuddart · Dublin 15 · Republic of Ireland
Phone: +353 (0)1 809 8960 · Fax: +353 (0)1 809 8971 · Email: Dublin@arjo.com

www.arjo.co.uk