



## Overview

---

The OrbitLED S range of luminaires provide an elegant appearance and excellent light distribution which can be ceiling or wall mounted. The OrbitLED S is available with either a solid or a perforated cover. The perforated version offers a wide variety of colour gel options making the range ideal for corridors, stairwell lighting and social environments.

## Features

---

- Utilises the latest high efficiency LED technology
- Suitable for both ceiling and wall mounting
- Dimmable versions available
- Emergency versions available
- Easy installation and maintenance
- Different output options
- Available with detector option
- Perforated versions available with a large variety of colour gel options
- LED optimised opal polycarbonate diffuser
- Recessed versions available (see recessed section)

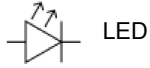
## Materials and Finishes

---

Body	1mm Zintec Steel
Controller	TP(a) Polycarbonate
Finish	White

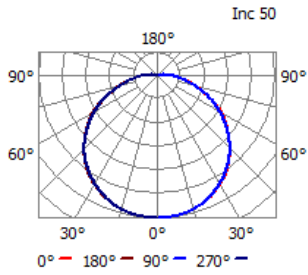
## Technical Details

Gear            Integral Electronic LED Driver  
Lamp Type    High Power LED



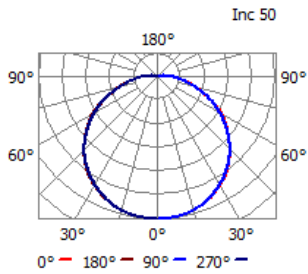
The output of high-power LEDs is constantly improving therefore the type of LED in this product may change slightly to reflect the optimum performance offered by LED technology.

## Photometrics



### ORSLED26

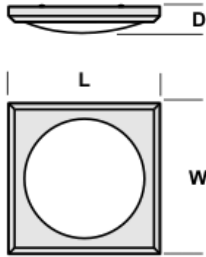
Effective Output    1976 lm  
SHR NOM            1.50  
SHR MAX            1.660  
SHR MAX TRANS    1.895



### ORSLED44

Effective Output    3350 lm  
SHR NOM            1.50  
SHR MAX            1.660  
SHR MAX TRANS    1.895

## Dimensions



	<b>L</b>	<b>W</b>	<b>D</b>
OrbitLED S	500	500	108

All versions supplied including LED light source.

Order Code	Description	Light Source	Weight (kg)
ORSLED26	OrbitLED Surface Solid	2600lm LED Boards	4.7
ORSLED44	OrbitLED Surface Solid	4400lm LED Boards	4.7
ORSLEDP26	OrbitLED Surface Perforated	2600lm LED Boards	4.7
ORSLEDP44	OrbitLED Surface Perforated	4400lm LED Boards	4.7

**Suffix**

D	Analogue 1-10V Dimming (see accessory DC/100)
DAL	Touch Dim (see accessory DC1PM) / Digital Addressable Lighting Interface (DALI)
M003	5m Flush Mount Passive Infrared Presence Detector
M004	5m Flush Mount Passive Infrared Dimmable Detector
M007	8m Flush Mount Microwave Presence Detector
M008	8m Flush Mount Microwave Dimmable Detector

**Emergency**

E	Maintained 3hr Emergency Integral
EAD	Integral 3hr Maintained Addressable Emergency via DALI Emergency System
ELA	Integral 3hr Maintained Self Testing Emergency

**Perforated Gel Colour Codes**

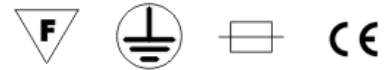
For use with ORSLEDP. Supplied with Opal gel as standard. Where alternative colours are required, suffix one of the following.

OR-BLUE	Blue Effect
OR-GREEN	Green Effect
OR-RED	Red Effect
OR-YELLOW	Yellow Effect

Alternative and mixed colours available on request

**Accessories**

DC/100	Dimming Controller & Switch. Analogue 1-10V
DC1PM	Push to Make Switch for use with Touch Dim or Switch Dim gear





**Apollo Lighting Ltd**

Unit D9 Cross Green Approach  
Leeds  
LS9 0SG

Tel: 0113 240 5511

Fax: 0113 240 5151

Web: [www.apollolighting.co.uk](http://www.apollolighting.co.uk)

