



## Overview

---

The OpaLED is a recessed modular LED light panel with an extremely shallow recessing depth of only 11mm. Suitable for most ceiling types in corridors and amenity areas, allowing for maintenance free, clean visual display.

## Features

---

- For lay-in installations into standard 24mm or micro 15mm exposed 'T' metric ceiling grids
- Extremely shallow recessing depth
- 4000K Colour Temperature
- Emergency versions available
- Dimmable versions available
- Suspended or surface mounted versions available
- 1200x600mm version available on request

## Materials and Finishes

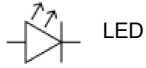
---

Body	Extruded Aluminium
Controller	TP(a) Polycarbonate
Finish	Natural Anodised Aluminium finish

## Technical Details

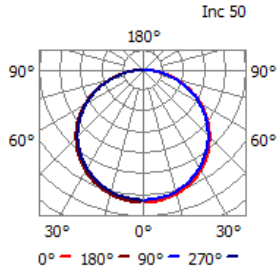
---

Gear            Integral Electronic LED Driver  
Light Source   High Power LED



## Photometrics

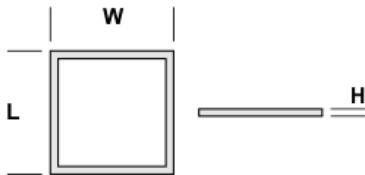
---



OPA3340S  
Effective Output    3332 lm  
SHR NOM            1.50  
SHR MAX            1.663  
SHR MAX TRANS    1.900

## Dimensions

---



	<b>L</b>	<b>W</b>	<b>H</b>
OpaLED	595	595	11
Driver	105	65	33
DALI Driver	220	85	30
Emergency Pack	300	80	42

## Ordering

---

All versions supplied including LED light source.

Order Code	Description	Light Source	Weight (kg)
OPA33	OpaLED Panel	40W 3332lm LED Array	3.0

### Suffix

40	4000K Colour Temperature
S	Silver Finish
DAL	Touch Dim (see accessory DC1PM) / Digital Addressable Lighting Interface (DALI)

### Emergency

E	Integral 3hr Maintained Emergency (Add 1.5kg). Not available on DAL versions.
EAD	Integral 3hr Maintained Addressable Emergency via DALI Emergency System (Add 1.5kg). Only available on DAL versions.

### Accessories

DC1PM	Push to Make Switch for use with Touch Dim or Switch Dim gear
OPASMB	Surface Mounting Box
OPASUS	Cable Suspension Kit
OPARSUS	Rod Suspension Kit

IP20





**Apollo Lighting Ltd**

Unit D9 Cross Green Approach  
Leeds  
LS9 0SG

Tel: 0113 240 5511

Fax: 0113 240 5151

Web: [www.apollolighting.co.uk](http://www.apollolighting.co.uk)

