

# access control

## 3000 Series Simplex Digital Lock



### Features

- Designed for narrow stile aluminium doors
- In or out swing doors
- Key override, lockout and passage features
- Requires factory handed drive mechanism
- Satin Chrome finish
- Simple on door code change
- Weather resistant

### Functionality

The 3000 Series Simplex Digital Lock provides fully mechanical pushbutton access control for narrow stile aluminium doors, with no electrical wiring, electronics or batteries. Exterior access is by combination or key override. Egress is by Alpro hardware and is free at all times.

The 3000 Series lock is designed for use with Alpro latch mechanisms and most Alpro egress hardware. Any standard mortice cylinder that operates the Alpro latch will function with a 3000 series lock. Key cylinders, cylinder trim rings, mortice latches and egress hardware are not provided.

3000 Series locks are ideal for limiting access to high traffic, security sensitive areas in commercial, institutional, government and industrial buildings. These locks are perfect for locations with a high personnel turnover rate such as data processing centres, employee entrances, R&D labs, apartments, dormitories and restricted areas in hospitals and airports.

The pushbutton design eliminates problems associated with the issue, control and collection of keys and magnetic cards. The combination can be quickly and easily changed to ensure continued security once employees, tenants or guests leave, saving the cost of new keys, cylinders, magnetic cards and card-encoding devices. The combination is changed without removing the lock from the door.



#### Dimensions

<b>Case Depth</b>	<b>44</b>
<b>Backset</b>	<b>48</b>
<b>Height</b>	<b>24</b>
<b>Width</b>	<b>40</b>

Code	Description	Finish
<b>ALP3000</b>	Digital lock body	Satin/Chrome
<b>ALP3010</b>	Lock back plate - RH 31/32"	
<b>ALP3020</b>	Lock back plate - LH 31/32"	
<b>ALP3030</b>	Lock back plate - RH 1 1/8"	
<b>ALP3040</b>	Lock back plate - LH 1 1/8"	

### Accessories

Code	Description	Finish
<b>5228</b>	Round mortice cylinder keyed to differ	Satin
<b>5229</b>	Round mortice cylinder keyed to pass	Satin
<b>5242</b>	Round mortice cylinder - trim ring 1.5mm thick	Satin
<b>5245101</b>	Deadlatch to suit round mortice cylinder - 1 1/8" backset (RH)	N/A
<b>5245102</b>	Deadlatch to suit round mortice cylinder - 1 1/8" backset (LH)	N/A
<b>5245103</b>	Deadlatch to suit round mortice cylinder - 31/32" backset (RH)	N/A
<b>5245104</b>	Deadlatch to suit round mortice cylinder - 31/32" backset (LH)	N/A
<b>52FP4511</b>	Flat faceplate	SAA

# access control

## 3000 Series Digital Lock - Parts Required

### Hinged on Left Opening In

- ALP3000 Digital Unit
- ALP3020 Drive Assembly (LH) 31/32"
- ALP3040 Drive Assembly (LH) 1 1/8"
- 5228 Round Mortice Cylinder
- 5242 1.5mm Cylinder Trim Ring
- 524510(2) or (4) Round Mortice Deadlatch (LH)
- 52FP4511 Flat Faceplate\*

### Internal Egress any one of the following

- 5230 Round Mortice Thumbturn
- 5245602 Lever Handle & Cam Plug (LH)
- 524597 Paddle Handle & Cam Plug (Pull RH)

### Hinged on Right Opening In

- ALP3000 Digital Unit
- ALP3010 Drive Assembly (RH) 31/32"
- ALP3030 Drive Assembly (RH) 1 1/8"
- 5228 Round Mortice Cylinder
- 5242 1.5mm Cylinder Trim Ring
- 524510(1) or (3) Round Mortice Deadlatch (RH)
- 52FP4511 Flat Faceplate\*

### Internal Egress any one of the following

- 5230 Round Mortice Thumbturn
- 5245601 Lever Handle & Cam Plug (RH)
- 524591 Paddle Handle & Cam Plug (Pull LH)

### Hinged on Left Opening Out

- ALP3000 Digital Unit
- ALP3020 Drive Assembly (LH) 31/32"
- ALP3040 Drive Assembly (LH) 1 1/8"
- 5228 Round Mortice Cylinder
- 5242 1.5mm Cylinder Trim Ring
- 524510(1) or (3) Round Mortice Deadlatch (RH)
- 52FP4511 Flat Faceplate\*

### Internal Egress any one of the following

- 5230 Round Mortice Thumbturn
- 5245602 Lever Handle & Cam Plug (LH)
- 524598 Paddle Handle & Cam Plug (Pull RH)

### Hinged on Right Opening Out

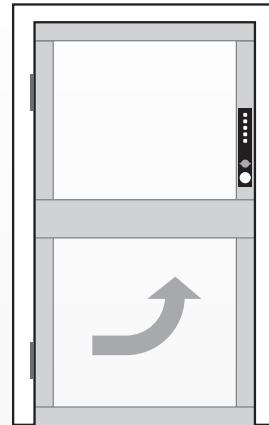
- ALP3000 Digital Unit
- ALP3010 Drive Assembly (RH) 31/32"
- ALP3030 Drive Assembly (RH) 1 1/8"
- 5228 Round Mortice Cylinder
- 5242 1.5mm Cylinder Trim Ring
- 524510(2) or (4) Round Mortice Deadlatch (LH)
- 52FP4511 Flat Faceplate\*

### Internal Egress any one of the following

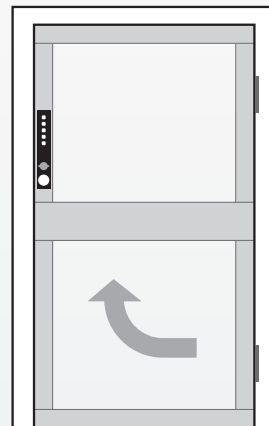
- 5230 Round Mortice Thumbturn
- 5245601 Lever Handle & Cam Plug (RH)
- 524592 Paddle Handle & Cam Plug (Pull LH)

\*Radius and Weather Strip faceplates available

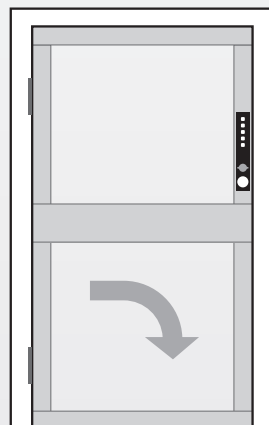
**Important Note:** Handing of Alpro 3000 Mechanical Digital Locks must be done looking at the side of the door the digital unit will be fixed to, as shown in the diagrams opposite.



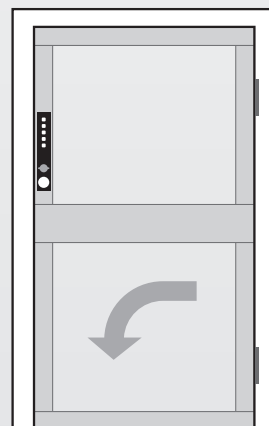
Hinged on Left Opening In



Hinged on Right Opening In



Hinged on Left Opening Out



Hinged on Right Opening Out