

## Standard Features

Elliott's Progress and Progression Office Buildings have the following items as standard:


Creating your  
ideal  
environment



► **Internal lighting** - Lighting is surface mounted or inset (used with suspended ceiling) to suit VDU usage, low energy consumption with built in emergency lighting.



► **Exterior lighting**  
A modern design and comes with a built in emergency back-up light.



► **Dual flush toilet**  
Reduces water usage and costs. Water use can be reduced by up to 80%.



► **PIR lighting sensors**  
PIR (Passive Infra Red) sensors are fitted to help reduce energy consumption ensuring lights are not left on unnecessarily.



► **Sockets and switches**  
Colour coded to meet DDA (Disability Discrimination Act). They project a modern image and also come in a variety of colours.



► **Three compartment trunking**  
Includes power and data connectivity to accommodate all your IT requirements.



► **Fire alarm**  
Is fitted as standard on Elliott buildings in accordance with BS839 Part 1, to help you escape promptly and safely from your building in an emergency.



► **Standard toilet cubicles**  
High quality, robust and modern cubicles are fitted as standard complete with hard-wearing fittings and cubicle door furniture.



► **Internal staircases**  
Hi-Spec internal staircases come with glass or perforated steel balustrades and are fitted to all multi-storey buildings as standard.



► **Wall mounted airsource heat pump heating system (split system)**  
Provides the most cost effective heating system available.



► **Air Force hand dryers**  
Reduces energy consumption as they rely on force rather than heat, saving you money and preventing paper towel waste.



► **Door closer**  
High quality stainless steel door closers are fitted as standard where applicable.



► **Alarm system**  
Intruder alarms are available providing a deterrent to unauthorised entry. Disabled refuge alarms are also available.



► **Heat recovery system**  
Provides sufficient ventilation to your working space without losing heat to the atmosphere thus minimising carbon emissions and saving you money.



► **IPS (Integrated Panel System)**  
Protects your pipework providing a clean and visually impressive environment, and comes in a range of colours.



► **Non-concussive basin mounted push taps**  
Prevents taps from being left running reducing water usage and cost.



► **External cladding**  
Our Progression range can accommodate a wide variety of external cladding options. Brick slips, timber cladding, render and any other specialist cladding system can be easily incorporated to meet any applicable planning requirements, and allows you to customise your building to suit your architectural preference.

## Standard Features

Creating your  
ideal  
environment



## Optional Extras

Elliott's Progress and Progression Office Buildings also have the following optional extras for you to create your ideal environment.

Creating your  
ideal  
environment



\*This page shows examples only, however the actual components may differ or can be client specific.



► **Canopies**  
Canopies and shelters are available in a variety of styles and finishes. These can provide shade from unwanted solar glare or shelter from the elements while creating architectural interest.



► **Large glazing**  
Double glazed 2380 x 2200mm, 950 x 2200mm and 600 x 2200mm units available provide more natural daylight improving the feel of your environment.



► **Lifts** - DDA platform or traditional passenger lifts can be fitted on any multi-storey application allowing compliant access within your facility.



► **Spot lighting**  
If you're looking to add a modern appearance to entrance lobbies or other work spaces spotlighting can be incorporated.




► **Colour roller/vertical blinds**  
A range of colours are available to match your furniture and create a more aesthetically pleasing office space.



► **Outside decked terrace**  
On a multi-storey building we can offer a superb timber decked area with a glass perimeter. Perfect as a break-out area or viewing balcony.



► **Building wraps** - Your building can be fully or part customised with your logo, colour scheme or mural using one of our building 'wraps'. If you want to add a splash of colour or create an area of visual interest this is the perfect solution.



► **LED lighting**  
The cool appearance of the LED produces a lighting solution very close to that of the light from a clear sky at midday resulting in more properties of natural daylight. Recommended ceiling and wall illumination levels for office spaces are achieved. Its long lifetime efficiency up to 50,000 hrs reduces maintenance /replacement. No direct light source glare enables longer levels of concentration.



► **Kitchens (amenity rooms)**  
A range of high quality stylish kitchens are available to enhance your amenity area or tea room. Specify your worktop, doors and furniture to create your own customised kitchen space.



► **Kitchens (commercial)**  
Elliott can provide a wide range of commercial kitchen equipment to accommodate any number of staff whether it's 30 or 3,000. We have one of the largest and most diverse ranges in the UK.




► **Rainwater harvesting**  
Rainwater (grey water) is fed back into your toilet cistern helping to reduce mains water usage and cost.



► **Solar powered street lighting**  
Street lighting with on board battery charged through solar power. Great for isolated or remote sites.



► **Smart Tech projectors**  
Interactive whiteboards, interactive displays and software, enable you to open files, applications, websites and multimedia and interact with them on a large touch-enabled surface.



► **Photo voltaic**  
Has the potential to create 1890kW of electricity with annual generation (note - needs a utility supply). Another long term environmentally friendly and economical power solution.



► **Atmospheric water mill**  
Capable of generating an average of 15 litres of drinking water per day depending on room humidity.



► **Pitched roof**  
Sometimes required to meet planning requirements, pitched, hipped and special roofs are available in a variety of pitches and finishes also giving your building a more traditional appearance.



► **Digital door locks**  
Mechanical or electrically operated door locks are available to allow access to areas for specified personnel improving your security.



► **Tinted glass** - A range of glass tints are available in an array of colours to provide privacy, prevent solar gain or simply to enhance the appearance of your building. Helps to prevent heat loss and solar gain saving on your energy costs.



► **Solar window film**  
An alternative to tinted glass is to add a solar reflective film to your clear glass. This gives you the flexibility to choose a colour scheme that suits your changing needs whether you are looking to keep out unwanted sunshine or add colour.



► **Concrete floors** - Your building can come with a pre-installed concrete floor providing a more permanent feel in cases where there may be excessive traffic or an increased load requirement.

## Optional Extras

Creating your  
ideal  
environment



\* This page shows examples only, however the actual components may differ or can be client specific.

## Optional Extras

Elliott's Progress and Progression Office Buildings also have the following optional extras for you to create your ideal environment.

Creating your  
ideal  
environment



\* This page shows examples only, however the actual components may differ or can be client specific.



### ► Air conditioning (ceiling cassettes)

Provides heating giving you a superb comfortable environment regardless of the weather. With ceiling cassettes the warming effect can be more evenly distributed across your working space.



### ► Entrance ramps and steps

Fully compliant, permanent or temporary entrance ramps and steps can be provided allowing safe and compliant access into your building.



### ► Fire fighting equipment

Fire extinguishers, blankets, hoses, etc can be supplied and we can even arrange the service and management.



### ► Wet central heating system

We can offer a more 'traditional' wet radiator heating system operated from a boiler. This could be used in conjunction with solar panelling to provide a more sustainable approach to your space heating solution.



### ► Solar panelling

Produces electrical power for water and space heating. A long term environmentally friendly and economical power solution. Typical annual saving of 70-80%.



### ► Fire suppression system

If you have an area where there is a particular heat source such as a kitchen, plant room or server room any fire outbreak can be instantly automatically extinguished preventing further spread of flame and increased damage.

### ► Hubba

A technical solution that provides you with a quick land line telephone and PC connection in an office, even if you have no IT infrastructure. The Hubba 3G broadband simply plugs into your mains supply and delivers high speed broadband within minutes.

Ideal for temporary office structures, temporary back-up solutions for failed broadband and phone connections, disaster recovery and in rural locations.



### ► External door canopy

High specification and futuristic, solid powder coated steel design with a polycarbonate curved roof and side panels. These can be etched with your own motif/name.

Creating your  
ideal  
environment



► Sliding partitions

Acoustic and fire rated versions can be incorporated allowing you the flexibility to divide or open up your office or meeting room spaces.



► Internal glazing

Internal partition walls can be glazed allowing additional natural daylight, providing more desirable work spaces. Glass can be etched or coloured with bespoke manifestation, including your logo.



► Specialist furniture

A variety of modern furniture is available to enhance your office, meeting room or canteen.

► Quooker

The Energy efficient Quooker boiling water tap dispenses 100°C water replacing the old-fashioned energy hungry kettle. The Quooker is quick, efficient and instant meaning you use only what you need because the 100°C boiling water is there 'on tap'.




► Interactive whiteboards

Used with a computer and projector to create up to a 100-inch touch screen display.


► Floor boxes

Can be located in the floor to suit your furniture arrangement and can include power and data connectivity perfect for meeting rooms, conference rooms and island desk locations.




► Suspended ceiling – high spec system

Allows an excellent combination, blend of sound absorption and sound attenuation with a range of sizes and styles available.




► Electrically operated doors

In some areas you may benefit from electronically operated doors especially where disabled access is required.



► Anti-bacterial door handles

Prevents the spread of harmful bacteria on a surface that is touched by everyone.



► Sun shading

Helps protect your building from solar gain and overheating by reducing glare resulting in greater energy and cost saving.

\* This page shows examples only, however the actual components may differ or can be client specific.

## Colour Options - Flooring

Standard floor finishes shown or just tell us **your preference!**



\* Typical floor samples are indicated, however you can specify your own floor finish, colour and style to suit your requirements.

### Carpet tiles



#### Standard colour - Slate

Heavy duty - 100% solution dyed nylon carpet tiles




Silk Grey



Night Sky



Speed



Cornflower



Orchard




Azure



Bark



Carnival




Capri



Sky Cap




Strobe




Fresco



Leaf




Nutmeg



Claret

### Vinyl




#### Standard colour - Slate Grey


Hard wearing, homogeneous, commercial floor covering



Graphite




Venetian Blue



Black Panther



Conifer



Oatmeal



Mushroom




Polar Grey




Atlantic Blue



Eau De Nil

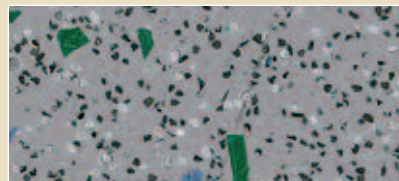


Desert Sand



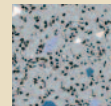
Black Cherry

### Vinyl - Slip resistant



#### Standard colour - Bedrock

Heavy duty, decorative slip resistant vinyl




Feldspa



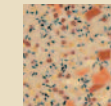
Deep Sapphire



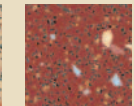
Black Opal



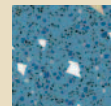
Greenstone




Arkose



Marlstone



Calcite Bue



Elvan Fawn