

## OLD TOWN® RECALL THE LOOK AND FEEL OF DAYS GONE BY

Imagine a paving solution that so authentically recreates the appearance of old timeworn York flagstones, it even incorporates tooling marks and weathered edges for that additional touch of visual realism. Old Town paving, with its slightly riven appearance, is the perfect choice if you're looking to create a garden with a charming traditional setting. It's available in three colours and also offers seven different sizes in order to give any patio a truly individual appearance.



Grey-Green (GG)

Weathered Limestone (WL)

Gironde (Gir)

### LOOKING FOR COMPLEMENTARY PRODUCTS?

For the perfect finishing touch for your Old Town patio, look no further than our range of complementary walling and edging products.



Old Town edging  
(Page 110)

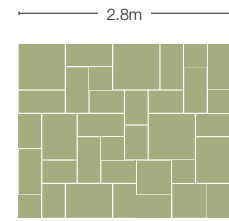


Old Town walling  
(Page 105)



Old Town coping  
(Page 105)

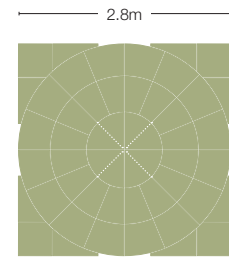




**6.4m<sup>2</sup> patio pack**

**Approx size:**  
2800 x 2300mm

- Kit consists of:**
- 3 = 600 x 600mm
  - 3 = 600 x 450mm
  - 2 = 450 x 450mm
  - 9 = 600 x 300mm
  - 12 = 450 x 300mm
  - 6 = 300 x 300mm




**Ø 2.8m circle with 2.8m<sup>2</sup> squaring off kit**

**Approx size:**  
Ø 2800mm

- Kit consists of:**
- 4 = centre
  - 16 = middle
  - 16 = outer

**Squaring off kit consists of:**

- 12 = squaring off pavers



**Ø 4m circle with 4m<sup>2</sup> squaring off kit**

**Approx size:**  
Ø 4000mm

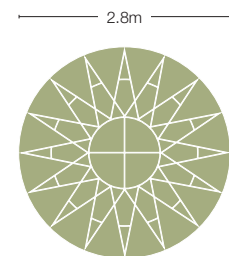
- Kit consists of:**
- 4 = centre
  - 16 = middle
  - 16 = outer middle

**Outer circle kit consists of:**

- 16 = pavers

**Squaring off kit consists of:**

- 20 = squaring off pavers



**Ø 2.8m sun circle**

**Approx size:**  
Ø 2800mm

- Kit consists of:**
- 4 = centre
  - 16 = inner sun
  - 16 = outer sun
  - 16 = outer

	Nominal size (mm)	Colours	Units/pack	Pack weight (t)	m <sup>2</sup> /pack	Units/m <sup>2</sup>
Paver	900 x 600*	GG/WL	10	0.55	5.60	1.80
Paver	600 x 600	GG/WL	22	0.68	8.20	2.70
Paver	600 x 450	GG/WL	48	1.18	13.5	3.60
Paver	600 x 300	GG/WL	46	0.71	8.70	5.30
Paver	450 x 450	GG/WL	48	0.85	10.2	4.70
Paver	300 x 450	GG/WL	46	0.57	6.60	7.00
Paver	300 x 300	GG/WL	48	0.40	4.60	10.4
6.4m <sup>2</sup> patio pack	2800 x 2300	GG WL/Gir	35	0.53	6.40	n/a
2 ring circle	Ø 2800	GG/WL	36	0.52	6.15	n/a
Circle outer	Ø 4000	GG/WL	16	0.61	6.41	n/a
Squaring off kit for a 2 ring circle	2800 x 2800	GG/WL	12	0.13	1.69	n/a
Squaring off kit for a circle outer	4000 x 4000	GG/WL	20	0.28	3.44	n/a

Thickness: 40mm 44mm\* Joint width: 10-15mm

Sun circle	Ø 2800	GG & MC	52	0.60	6.15	n/a
------------	--------	---------	----	------	------	-----

Thickness: 40mm Joint width: Butt MC: Mellow Cotswold

Images (clockwise from top left): Old Town paving in Gironde, Old Town 3 ring circle in Weathered Limestone, Old Town Sun Circle, Old Town 2 ring circle in Grey-Green.