


Acoustic Ceiling Access Solution

26


ACCESS
PANELS

Multi Compatible Acoustic Ceiling Access

COMPATIBLE WITH ALL MAJOR
CEILING SYSTEM SUPPLIERS



Bespoke Sizes Up To
900 × 600mm



SEAMLESS
SURFACE

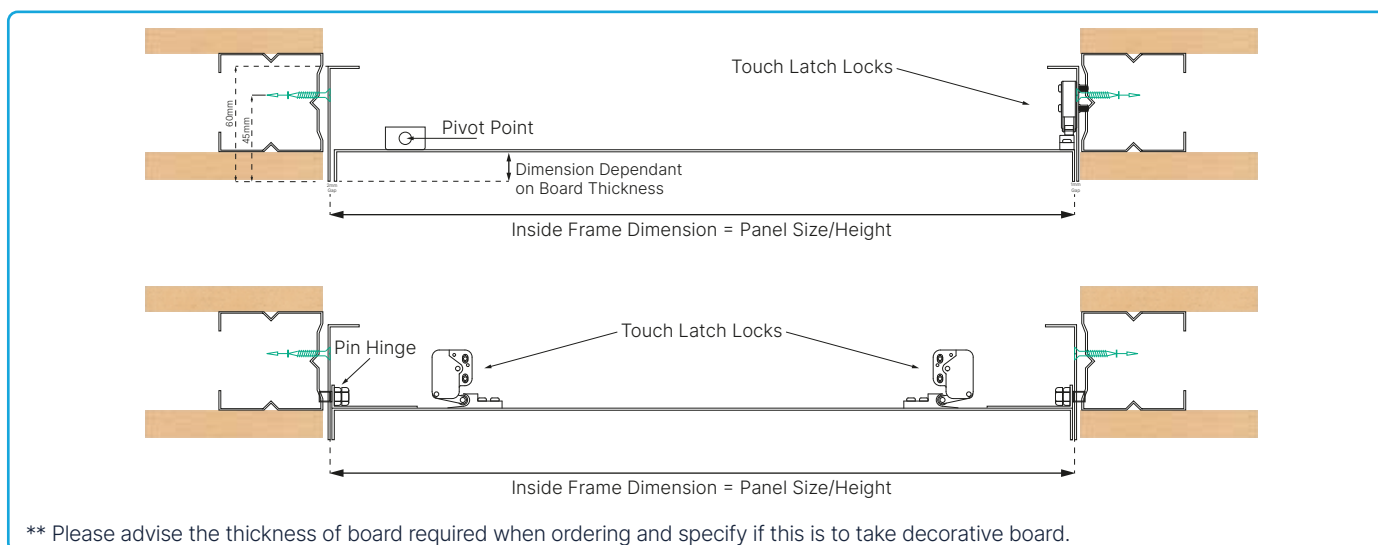
NOTE:

Independent bracing or support may be required to take the weight of the Access Panel.

- Touch Latch locks as standard
- Manufactured from 0.9mm Zintec Steel
- Manufactured with an exposed edge frame.
- Pivot hinged door leaf
- Budget Locking option available.
- Powder Coated RAL 9010 30% Gloss
- Non-Fire Rated Product

The Acoustic Ceiling System range of Access Panels are simple to install and suitable for ceilings allowing easy access where regular maintenance to services is required. The panel has a metal door tray to take the board inlay on site.

Make sure the structural opening is at least 7mm larger than the panel size, back of frame size. E.G a 900 x 600mm panel size requires a 907 x 607mm hole size. Remove the door from the frame and place the frame into the set hole. Fix through the appropriate fixing holes within the frame ensuring the frame is pushed up against the structural opening surround. Check the frame is square by measuring corner to corner. Refit the door and lock in place; the door and frame should be flush.



Access Building Products Ltd, Unit 86, Marston Moor Business Park, Tockwith YO26 7QF

T: 01423 874 753 E: info@accessbuildingproducts.co.uk

www.accessbuildingproducts.co.uk



VIEW ONLINE