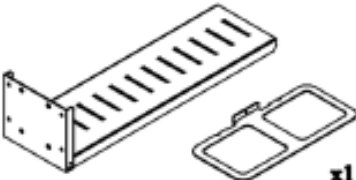










UCPU Instructions

1.CPU Holder  x1	2.Socket Head Cap Screw  x2	3.Allen Key  x1	4.Wood Screw  x4	5.Strap  x1	6. EVA pad  x2 7. EVA pad  x4
--	---	---	--	---	--

Assembly Diagram

