


Ground Gas Protection

WE'VE GOT GROUND GAS COVERED



System Solution Providers





A. Proctor Group

Experts in ground gas protection systems

The A. Proctor Group Ltd is a family-owned company in its fourth generation which has been providing solutions and products to the construction industry for over 50 years. One of our five core divisions is Ground Gas Protection Systems.

Gas protection systems are critical in developments constructed on sites affected by permanent ground gas and/or volatile organic compound (VOC) contamination. Systems are designed using the methodology which is set out in various advisory documents and legislation. The primary purpose is the prevention of hazardous gases and contaminants from the underlying soils that may cause harm to occupiers. A well-designed system should also perform the function of a damp-proof membrane, assisting in preventing the uptake of moisture into the construction.

Contents

Ground Gas Protection

Introduction

Pages 4-9

- Total Solution Capabilities
- Why are gas protection measures needed?
- Types of Gases
- Building Regulations

Product Range

Pages 10-18

- Protech VOC Flex
- Protech GM Super
- Protech Radon 400
- Protech Liquid Applied Gas Membrane
- Protech Self Adhesive Gas Membrane
- Provoid 25
- Protech GM Accessories

Services & Support

Pages 19

- Technical Support

BGA British
Geomembrane
Association

 **The
Radon
Council**

CE

**UK
CA**





Total Solution Capabilities

Our products are backed up by a dedicated team of technical experts, able to assist at every project stage from pre-planning to on-site. Whatever your requirement, our highly trained specialists are on hand to provide technical advice to assist in all aspects of designing gas protection systems. From recommending the ideal level of protection for a particular site, through to the selection of suitable materials, and advice on detailing, our team will work with you to ensure that all elements are covered.

As part of providing this complete service to customers, we have developed relationships with strategic partners; these include:

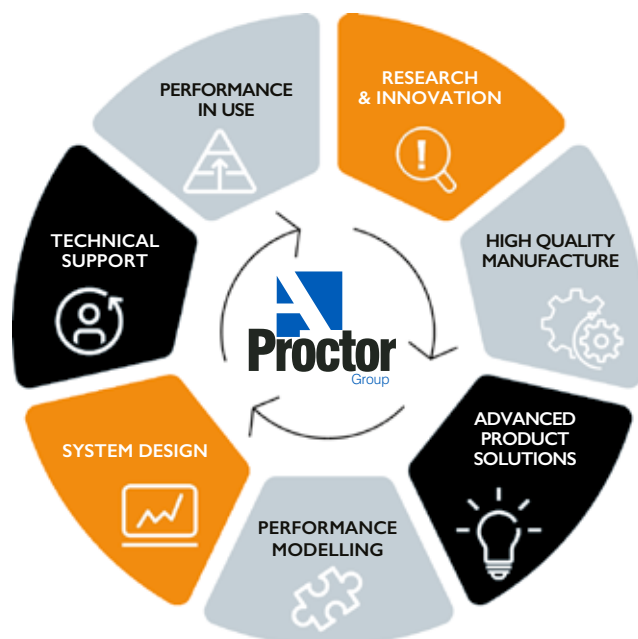
- Consultants specialising in all aspects of gas protection system design
- Specialist installation sub-contractors
- Consultants offering independent verification of gas protection installations
-

The A. Proctor Group can facilitate contact between our clients and professional companies in the field of gas protection systems, who can offer quotations for:

- Full design of systems in line with site-specific investigation, and remediation strategy covered by £1m professional indemnity
- Installation of gas protection measures by CSkills NVQ Level 2 qualified installation contractors
- Verification by independent consultants providing validation plans including relevant levels of integrity testing specific to site risks

The A. Proctor Group has been a contributor and funder to various CIRIA advisory documents including C665, C716 and C735.

From concept to completion



Ground Gas Protection





Ground Gas Protection

Why are gas protection measures needed?

The accepted industry methodology of determining the risk to an end-user of a building, in line with guidance and legislation, comprises 'source,' 'pathway' and 'receptor.' This methodology is used by design consultants during the creation of the conceptual site model to provide the remediation strategy, in the context of the associated risks specific to the site and construction.

Current legislation and advisory documents stipulate levels of protection required, depending on the specific permanent ground gas or VOC risks associated with the site. Landfill or naturally occurring gas (or its components) can enter buildings through:

- Gaps around service pipes
- Construction joints
- Wall cavities
- Cracks in walls and ground slabs

In most buildings, measures to protect against ground gas are constructed below the ground floor level. A permanent ground gas (or VOC) protection solution consists of several individual elements, combining to form an integrated system. This is done to limit the reliance on one individual component. These components are separately designated, concerning gas protection in BS8485:2015 + A1 2019 (permanent ground gas), CIRIA C748 (VOCs) and BRE 211, as:

1. Structural barrier (floor & substructure design)
2. Ventilation protection (floor slab type)
3. Membranes
4. Monitoring and detection
5. Pathway intervention

Depending on the site risks present, these components will be used to determine the overall protection system chosen. At the A. Proctor Group we have been involved in the supply and specification of gas protection systems since 1990, specifically in the areas of venting and dilution, and membranes.

Our PROVOID ventilation system is backed by a proven track record in the supply of quality materials for passive ventilation systems. As well as the necessary pipework arrangements, the system is provided with options on air inlets and outlets to suit specific site requirements.

The A. Proctor Group also supplies the PROTECH GM range of proprietary gas barrier membranes, designed to protect against permanent ground gases and VOCs. Our specialist technical team is available to advise on membrane specification to tailor specifications to individual site requirements, and can also advise on levels of required installation and verification.

Our range of reinforced gas barriers is complemented with a variety of sealing tapes, tophats, self-adhesive flashings and gas resistant DPCs.

Types of Gases

RADON (Rn)

Radon is a radioactive, colourless, odourless gas which occurs naturally in the environment, and can migrate into any building that is built over a source. If it accumulates in a building, it increases the risk of lung cancer for occupants. In 2009, the World Health Organisation (WHO) stated that radon is the cause of 15% of lung cancers worldwide.

CARBON DIOXIDE (CO₂)

Carbon Dioxide is toxic, odourless and colourless, and in high concentrations can result in asphyxiation. The gas is formed by the oxidation of carbon compounds such as that which occurs in landfill sites. When CO₂ levels reach a concentration of 3%, symptoms of headaches and shortness of breath will occur; these become severe at 5%, at 7 - 10% will cause suffocation and at 22% is fatal.

METHANE (CH₄)

An odourless flammable gas that is explosive when released into the atmosphere at levels as low as 5%, and exposed to a source of ignition. Methane is formed where there is below-ground degradation of organic substances e.g. landfill sites, sewage treatment areas, mining operations and peat bogs.



VOLATILE ORGANIC COMPOUNDS (VOCs)

VOCs are organic compounds that are volatile under normal environmental/atmospheric conditions. They can be found in the ground in solid, liquid and dissolved state, and as gases. Some VOCs are short-lived, therefore their impact can change rapidly as they degrade to other chemicals. Typical VOCs encountered on brownfield and industrial sites include: Petroleum (non-halogenated) hydrocarbons (e.g. benzene, toluene, butylbenzenes). Halogenated hydrocarbons (e.g. chlorinated ethenes, ethenes and associated breakdown products as from dry-cleaning fluids or degreasers or chlorofluorocarbons [freons]) Nitrogen, sulphur and oxygen-containing organic compounds (e.g. tetrahydrofuran).





Building Regulations - designing for performance

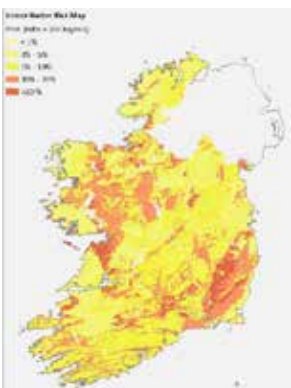
Background

There have been numerous changes to legislation over the last 10 years in relation to sites affected by permanent ground gases and VOC contamination. Approved Document C (2004)¹ sets out the basic procedures for sites affected with contamination, however more up to date guidance is available through British Standards (BSi) and the CIRIA suite of documents relating to contamination.



Radon (Rn)

Protection from radon is set out in BRE report 211 (2015)². This document is somewhat out of date, and improved legislation is being looked at. Since it was published, the WHO's 2009 report³ found that 15% of lung cancer cases were linked to radon, which would equate to approximately 6500 new cases of lung cancer each year in the UK. The Health & Safety Executive states that around 1100 premature deaths occur each year due to radon. The Radon Council recommends an emphasis on better-designed ventilation below the slab and reinforced proprietary gas barriers, rather than 2000g DPMs, along with independent validation of the designed measures on a particular project.



Permanent Ground Gas

Gases such as carbon dioxide and methane or landfill gas are referred to as 'permanent gas.' CIRIA C665 (2007)⁴ introduced gas screening value calculations, allowing sites to be characterised between 1 - 6. Gas screening value calculations are also used in BS8485:2015 +A1 2019⁵, where the building type and characteristic situation are paired to give a point score to achieve relevant protection. Points are allotted to the system dependent on the structural barrier (ground floor slab), ventilation protection and the membrane. Housing and public buildings require more points than industrial and commercial buildings, due to the higher risk to the receptor.

There is now a greater emphasis not only on the quality of materials used but also on the design performance of ventilation systems, together with their installation and verification. It is now recommended that installation teams attain Construction Skills NVQ Level 2 qualifications in gas membrane installation. Also, the requirement for independent validation and integrity testing (if required) is set out in BS8485:2015 +A1 2019, CIEH Ground Gas Handbook (2009)⁶ and CIRIA C735 (2014)⁷.



Building Regulations - designing for performance

VOCs

When faced with a site with VOC contamination, it is important to carefully identify the specific VOC contaminants present to find the right solution. It is not as simple as requesting a 'Hydrocarbon vapour proof barrier.' Consideration needs to be given to specific vapour modelling of the membrane being proposed. CIRIA C716 (2012)⁸ contains recommendations that sites with VOC issues require ventilation. This was to address a degree of design confusion as some sites with VOCs were having ventilation omitted due to the point scoring system built into BS8485 (2007), together with CIRIA C748 (2014) which provides guidelines on the VOC Migration into Buildings. It is worth noting that BS8485:2015 +A1 2019 relates to permanent gas and does not necessarily apply to sites with VOC contamination.

Independent validation is stipulated as a requirement on sites with VOC contamination, with relevant integrity testing which is set out in CIRIA C735 (2017).

Summary

At the A. Proctor Group, we can offer design advice to maintain adherence to all relative legislation and guidance specific to your site. If required we can arrange contact for clients with companies who can offer full designs covered by professional indemnity. We also offer Product Presentations on current ground protection legislation and design requirements, or the Protech GM Range.

References;

- 1 Dept of Environment (2004) Approved document C
- 2 BRE (2015) Radon: Guidance on protective measures for new buildings
- 3 The World Health Organisation (2009) The radon handbook
- 4 Wilson S, Oliver S, Mallett H, Hutchings H and Card G (2007) CIRIA C665 – Assessing risk posed by hazardous ground gas to buildings
- 5 BSi British Standards (2015) BS8485 – Code of practice for the design of protective measures for methane and carbon dioxide ground gases for new buildings
- 6 Wilson S, Card G and Haines S (2011) The chartered institute of environmental health ground gas handbook
- 7 Mallett H, Taffel-Andureau L, Wilson S and Corban M (2014) CIRIA C735 – Good practice on the testing and verification of protection systems for building against hazardous ground gases
- 8 Welburn P, Baker K, Borthwick K and MacLoed C (2012) CIRIA C716 – Remediating and mitigating risks from VOC vapours from land affected by contamination



Protech VOC Flex

High risk characteristic sites



Protech VOC Flex complies with CIRIA C748 and BS8485:2015 +A1 2019. It is a high performance 6 layer flexible proprietary reinforced VOC gas barrier and is suitable for use on brownfield sites that require protection from dangerous contaminants such as hydrocarbons. Protech VOC Flex has been developed to ease installation on site due to the flexibility of the membrane. It is also suitable as a high performance damp proof membrane.

TYPICAL PROPERTIES		
Roll Length		50m
Width		2m
Weight		564g/m ²
Thickness		0.55mm
Tensile Strength (EN 12311-1 +Mods EN 13859-1)	MD	700 N/50mm
	CD	640 N/50mm
Elongation (EN 12311-1 +Mods EN 13859-1)	MD	30%
	CD	25%
Nail tear resistance (EN 12310-1)	MD	500 N
	CD	540 N

Features and Benefits

- Complies with CIRIA C748 and BS8485:2015 +A1 2019
- Exceptional chemical resistance
- BBA Certified
- Provides moisture protection, no additional DPM required
- Flexible membrane to ease installation on site
- Robust & durable multi-layer membrane
- High resistance to puncturing


Accessories

- Protech VOC Flex Starter Band
- Protech GM Tophats
- Protech GM Flashing
- Protech GM Corners
- Protech GM Primer
- Protech Protection Board
- Protech GM Protection Fleece
- Protech Liquid Applied Gas Membrane (LAGM)

INSTALLATION

Protech VOC flex can be sealed by welding. In areas where the membrane crosses cavity walls or internal single skin walls, Protech VOC Flex Starter Band should be used in conjunction with Protech VOC Flex Internal and External preformed corner units. Pipe penetrations should be sealed with Protech GM Tophats or Protech GM Flashing Strips. Stanchions and columns should be sealed with Protech GM Primer and Protech GM Flashing strips (Photos, isometric and standard details are available on our website).

For further information regarding permeation testing results please visit our website www.proctogroup.com or contact our technical department on 01250 872261.



Protech GM Super

High risk characteristic sites



Protech GM Super is a high performance proprietary reinforced gas barrier; that incorporates a integral aluminium foil layer; for maximum protection against ground-borne gases. This has been specifically designed to conform with the latest guidance documents. Due to its unique composition, the membrane is extremely robust and flexible and, therefore, easy to install on site. The membrane also provides protection from damp when placed below the slab and, therefore, there is no need to install a separate DPM.

TYPICAL PROPERTIES	
Roll Length	50m
Width	2m
Weight	370g/m ²
Thickness	0.4mm
Colour	Green / Silver
Methane Permeability (ISO 15105-1)	≤ 0.1 ml/day/m ²

Features and Benefits

- BS8485:2015 +A1 2019 Compliant
- High performance reinforced virgin polymer proprietary gas membrane
- Superior tear resistance
- Provides moisture protection, no additional DPM required
- Aluminium core for reduced methane permeability on higher risk sites
- Complies with the latest guidance
- BBA certified
- Robust and flexible
- Easy to install

REGULATIONS COMPATIBILITY

	CIRIA 665 CHARACTERISTIC SITUATION 2	CIRIA 665 CHARACTERISTIC SITUATION 3-6	BS8485 CHARACTERISTIC SITUATION 2	BS8485 CHARACTERISTIC SITUATION 3-6	BRE 211 RADON	NHBC AMBER 1	NHBC AMBER 2 & RED
METHANE	✓	✓	✓	✓	N/A	✓	✓
CARBON DIOXIDE	✓	✓	✓	✓	N/A	✓	✓
RADON	N/A	N/A	N/A	N/A	✓	N/A	N/A

The table above can be used as a basic guide but for site specific guidance please contact the A. Proctor Group technical department

Accessories

- Protech GM Super Starter Band (1m x 50m)
- Protech GMTape
- Protech Foil Lap Tape
- Protech GMTophats
- Protech GM Flashing
- Protech GM Corners
- Protech GM Primer
- Protech Protection Board
- Protech GM Protection Fleece
- Protech DPC
- Protech SAGM (Self Adhesive Gas Membrane)
- Protech LAGM (Liquid Applied Gas Membrane)





Protech Radon 400

High risk characteristic sites



Protech Radon 400 is a high performance proprietary reinforced radon barrier. Due to its unique composition, the membrane is extremely robust and flexible and, therefore, easy to install on site. It can be jointed with use of our Protech tapes or heat welded. Protech Radon 400 also acts as a high performance damp proof membrane, therefore there is no need to install a separate DPM.

TYPICAL PROPERTIES	
Roll size	2m x 50m
Thickness	0.43mm
Weight	400g/m ²
Sd value	290m
Resistance to static loading	20kg
Water tightness	W1
Against heat ageing (EN 1296)	W1
Against chemicals (EN 1847)	W1
Tearing strength	MD 320N CD 330N
Tensile strength	MD 385 N/50mm CD 295 N/50mm
Elongation	MD 20% CD 17%
Foldability at low temperature	Pass (-45°C)
Radon transmittance	1.4.10 ⁻⁸ m/s
Radon permeability	6.0.10 ⁻¹² m ² /s

Features and Benefits

- Robust and flexible
- BBA Certified
- Easy to install
- Wide temperature range

Accessories

- Protech Radon 400 Starter Band
- Protech GM Tape
- Protech Foil Lap Tape
- Protech GM Tophats
- Protech GM Flashing
- Protech GM Corners
- Protech GM Primer
- Protech Protection Board
- Protech GM Protection Fleece
- Protech Liquid Applied Gas Membrane (LAGM)

INSTALLATION

Protech Radon 400 can be sealed by welding or taping. Pipe penetrations should be sealed with Protech Top Hats or Protech Flashing Strip.



Protech Liquid Applied Gas Membrane (LAGM)

High risk characteristic sites

Protech LAGM is a liquid applied single component acrylic modified coating that once cured, provides a waterproof, damp proof, radon, methane and carbon dioxide barrier. Independent 3rd party test certificate / data available.

TYPICAL PROPERTIES	
Components	1
Form	Thixotropic Liquid
Specific Gravity	1.40 (approx)
Application Temp	Plus 4°C
Toxicity	Non - toxic
Thickness	Minimum 0.7 mm (applied in two layers).
Size	20 litre
Weight	23.4kg
Cured Properties	
Adhesion to concrete	1.1N/mm ²
Elongation ASTM D2370 %	> 100%
Tensile Strength ASTM D2370	11 N/mm ²

Features and Benefits

- 0.7mm thick (dry film) coating provides an effective methane barrier when applied to most clay or cementitious base construction materials
- To seal over pile caps as an accessory to the Protech GM range of membranes
- Effective waterproof membrane
- Excellent adhesion, bonds to porous and non-porous substrates
- Flexible
- Non-toxic
- Will withstand temporary light trafficking
- Hard to puncture as fully bonded
- Easily repaired by locally over-coating
- Can be painted, plastered or screeded over
- Rapid drying, in good conditions two coats can be applied in the same day
- Can be applied by brush, roller or airless spray
- Can be applied to damp and 'green' substrates

INSTALLATION

Application of the main coating system

- The product can be applied by stiff brush, roller or airless spray with a minimum 0.43mm nozzle. The spray method is especially suitable for less accessible locations and uneven substrates.
- The first Protech LAGM primer application is applied at the rate of **>0.3lt/m** for effective gas and water resistance. Ensure that the coating is even; use a circular action when spraying.
- Allow the primer coat to dry before applying the second coat.
- Apply the second coat at the rate of **>0.5lt/m** for effective gas and water resistance; for brush application, apply at right angles to the first coat. Again use a circular action when spraying. Application rate will depend on substrate surface.
- Do not apply over bitumen.
- The total application thickness must not exceed 4mm if splitting or cracking is to be avoided.
- Protect from frost and rain.
- Only apply when temperature is 5°C and rising.



Prototech Self Adhesive Gas Membrane (SAGM)

High risk characteristic sites

Prototech SAGM is a self adhesive gas and waterproofing membrane for use in detailing and vertical installation applications. Prototech SAGM can be used on any site where Carbon Dioxide, Radon or Methane is present. Methane will occur on any construction, on any sites previously used for landfill. Such conditions can exist on household, commercial and industrial sites. Prototech SAGM is perfect for detailing work around awkward penetrations and finishes. It is suitable for vertical, horizontal, stepped and cavity applications, however care should be taken when applying to porous materials that Prototech GM Primer be used first. Prototech SAGM should be installed in accordance with manufacturers instructions. Prototech SAGM consists of an aluminium/polythene laminate coated on one surface, and a bitumen-polymer adhesive compound.

TYPICAL PROPERTIES	
Roll Length	19.05m
Width	1.05m
Thickness	1.5mm
Weight	1700 g/m ²
PHYSICAL CHARACTERISTICS	
Tensile Strength (N / 50mm)	EN 12311-2
CD	CD ≥ 2N/mm ²
MD	MD ≥ 2N/mm ²
Elongation (%)	EN 12311-2
CD	≥ 120%
MD	≥ 120%
Methane Permeability (ISO 15105-1)	< 10 ml/(m ² .day.atm)
Water vapour transmission properties	0.013 g/(day/m ²)

Accessories

- Prototech GM Flashing
- Prototech GM Primer
- Prototech Protection Board

Features and Benefits

- Fully compliant with BS8485:2015 +A1 2019
- Self-Adhesive Membrane
- Multi Layer Membrane incorporating a aluminium foil layer
- Flexible Membrane to ease installation on site
- Tanking Applications
- Excellent for detailing work



INSTALLATION

Prototech SAGM has an easily removal silicone coated paper on the lower side. Release liner should only be removed at the time of use. SAGM installation must not be carried out below 5°C and some warming with a hot air gun may be required between temperatures of 5 and 10°C to ensure a satisfactory seal. Ensure exact positioning prior to removal of the release film, as product will adhere instantly and any repositioning may compromise the adhesive properties.



Provoid 25

High risk characteristic sites

Provoid 25 is a 25mm thick single-sided geocomposite that provides a void beneath floor slabs which, when connected to air inlets and outlets, allows sufficient air changes to dilute gases to safe concentrations when designed correctly.

Provoid 25 can be laid in strips at predetermined centers or in a full blanket depending on site requirements. Being only 25mm thick means there is a reduced dig when compared to the alternative of 200 to 300mm of clean stone. If Provoid is laid in strips it must be bedded in 200mm of clean stone to achieve a good venting performance in compliance with BS8485:2015. Provoid 25 is also extremely strong and flexible with a crush resistance of 300 kpa and is supplied in rolls of 45m²; therefore large areas can be covered very quickly.

Provoid 25 is flexible and can be laid horizontally and vertically to deal with awkward foundation arrangements. Because of its flexibility, it will cope easily with settlement under the slab without compromising the system.

We offer venting design advice in line with DOE (1997) Passive venting of soil gases beneath buildings. We can offer venting layouts and detailing of inlets and outlets on existing foundation slab layouts.

TYPICAL PROPERTIES	
Roll Length	50m
Width	900mm
Thickness	25mm
Compressive strength	300 kPa
Gas flow capacity - Composite	0.07 m ³ /s (Calculated ¹)

¹Gas flow calculation based on a discharge coefficient of 0.61 with a pressure difference of 10Pa and a standard air density of 1.29kg/m³

Features and Benefits

- 25mm Geocomposite Void Former which results in less contaminated spoil compared to a 'pipe and gravel' venting layer
- When installed as a full blanket achieves 1.5 to 2.5 points as per table 6 of BS8485:2015+A1 2019.
- Flexible and easy to lay
- Large rolls available for reduced installation times
- Full range of ancillary products
- Compatible with Protech GM Range of Gas Membranes
- Optimised for maximum strength and performance
- UV stabilised
- Allows for a reduced dig
- High crush resistance
- Excellent flow rate

Accessories**

Example Venting System Components

7,000mm² ventilation area

1: Ground Level Gully Vent Box*

2: Provoid Connector 'T-Piece'

3: Provoid (Geotextile side down)

* Provoid Gully Vent Boxes need to be set in 150mm surround of no fines concrete. No vehicular trafficking should be driven over Gully Vents.

** Please refer to Protech GM Accessories brochure for full range



Provoid is available in other thicknesses.
Contact Sales / Technical for more details.

Protech GM Accessories

Both the British Standard BS8485:2015 and the CIRIA C735 guidance document emphasise the importance of on site verification to ensure design performance targets for gas membrane systems are met. In order to achieve this, good installation and site practices are increasingly important. To assist contractors in meeting the strict guidance given in the most recent standards documents, the A Proctor Group supplies a wide range of membrane accessories to ensure the installation process is both simple and robust.


Please refer to our Protech GM Accessories brochure for full product details.



Protech GM Flashing



Protech GR-DPC



Protech Foil Lap Tape



Protech GM Primer




Protech GM Super Starter Band



Protech GM Tape



Protech GM Corners



Protech GM Top Hats



Protech Protection Board



Provoid Gully Vent Box



Provoid Ground Level Gas Vent Box



Provoid Solid Collection Pipe



Provoid T Connectors



Provoid BTB Connectors 900mm open



Provoid Flat T Periscopic Connector



End caps for Provoid T Connectors



Provoid Vertical Adaptor



Provoid Gas Venting Bollards



Provoid Horizontal Adaptor



Provoid Vertical Adaptor

Specialist Services and Technical Support

Our technical back-up has always been an integral part of our strategic development, with an outlook based on advanced technical solutions, rather than commodity driven.

Our dedicated technical team is focused on providing high quality advice and support to our customers all the way from drawing board to site.



Customer Focused

- Online Technical Advice
- Members Area / Onsite App
- CAD Design / Standard Details
- Site Advice
- CPD Presentations
- Webinars
- Accreditations

Expertise and know-how to support your project

BIM OBJECTS

Our range of Performance Specifications & BIM content, covering our Condensation Control Membranes, External Airtight Barriers, Acoustics Flooring Solutions, Ground Gas Protection Systems & Thermal Insulation range is now available in a combination of Revit Project files (.rvt), Revit Detail Component files (.rfa), Industry Foundation Class files (.ifc) & PDF format.

GAS PROTECTION TECHNICAL SUPPORT

We can review Site Investigation Reports including Gas Monitoring Results and advise routes for compliance. Full Ground Gas Protection System Design available. CIRIA, NHBC & Building Regulations compliant. We also have close links to Specialist Installers who are qualified to NVQ Level 2 in Gas Membrane Installation as recommended in CIRIA C735.

PRODUCT DIVISIONS

We provide a wide range of high quality, innovative solutions which are designed to meet the continuously evolving requirements of the construction industry.

Product divisions include:

- Condensation Control
- Acoustic Floor Solutions
- External Airtight Barriers
- Ground Gas Protection
- Thermal Solutions

Get in touch for more information

www.proctorgroup.com | +44 (0) 1250 872261
contact@proctorgroup.com



Case Study - East Calder homes receive first-class protection

The new development of 2 residential properties at Lime Kilns, East Calder in Scotland has been provided with a high-quality VOC protection barrier in the form of Protech VOC Flex from the A. Proctor Group.

Prior to construction and in line with the guidance and legislation for brownfield site developments, an investigation of the site revealed the presence of historic VOCs, Methane and CO₂. In full compliance with CIRIA C735 and the guidelines laid out in the British Standard 8485:2015 (+ A1 2019) and CIRIA C748, the geomembrane was installed by the specialist gas membrane contractor Structureseal Services. As laid out in CIRIA C735 the VOC geomembrane was thermal heat welded and all joints air lance tested in accordance with ASTM D4437-08 2013 in conjunction with the third-party validation engineer.

The thermal heat welded joints were carried out by approved NVQ Level 2 gas membrane installers, including the installation of the A Proctor Group's Provoid 25 cusped geocomposite subfloor venting blanket to form a passive dispersal layer in conjunction with Provoid ground mounted gully vents to the perimeter of the houses. This combined achieved a "very good performance" passive venting installation fully compliant with BS8485:2015 (+A1 2019) Table 6.



Martin Taylor, Commercial Director of Structureseal Services commented, “we have successfully used Protech VOC Flex on several VOC vapour protection projects. It offers high-performance protection in compliance with CIRIA C748, is extremely robust and has many benefits which make it easy to install on site. One of these being that when the geomembrane is folded the product has “memory”, which enhances the speed, finished appearance and quality of the overall installation.”

The A. Proctor Group has over twenty years of experience in providing solutions for the safe development of brownfield land, and a range of ground gas protection products to make the development of these sites safer and easier. Following extensive research and development, Protech VOC Flex was introduced as a high-class performance VOC membrane, part of the Group’s comprehensive range of ground gas protection products. Protech VOC Flex is a 6-layer flexible proprietary reinforced VOC gas barrier suitable for use on brownfield sites that require protection from dangerous contaminants.

The A. Proctor Group’s expert design and specification advice allowed the project at East Calder on behalf of Concept Completed, to achieve a fully compliant design for ground gas protection measures. Working with developers, specifiers and contractors the A. Proctor Group can provide



safe, cost-effective and value-engineered solutions. Technical services include CAD detailing and project-specific recommendations utilising the latest guidance and ensure compliance with current legislation and standards including the BS8485:2015 (+ A1 2019) and CIRIA C748. Site Investigation Reports and Gas Monitoring Results can be reviewed and specialist advice can be provided to ensure full compliance and correct product selection.





“ I believe the success of the A. Proctor Group is down to a solid foundation of innovation backed up by an excellent, loyal and committed team, every one of them playing an important role in our continued success. Scotland provides us with a unique platform to launch our ideas, systems and products. I am fiercely proud of this heritage and our brand.”

Keira Proctor

Managing Director, A. Proctor Group Ltd



www.proctorgroup.com | +44 (0) 1250 872261
contact@proctorgroup.com

The contents of this literature are provided by A. Proctor Group Limited (APG) in good faith and considered to be factual and accurate at the date of publication. These do not constitute specific technical recommendations and are provided for general information purposes only. It is for the engineer, architect or other relevant professional engaged to advise on any project to assess and satisfy themselves on the suitability of APG products for their intended use on that project. Please note that information contained in this literature may be subject to change with advances in usability and experience.