

# ARNO SUSPENDED

## Performance Driven Tubular Profile



### PRODUCT DESCRIPTION

<b>MOUNTING</b>	SUSPENDED
<b>LIGHT SOURCE</b>	LED
<b>LIGHT DISTRIBUTION</b>	DIRECT
<b>MATERIALS</b>	ALUMINIUM

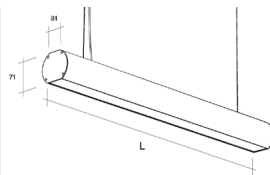
Introducing the concept of blending the task lighting with industrial design, the ARNO Suspended is the ultimate performance driven tubular profile. Designed with minimalism and industrial style in mind, the ARNO is first of its kind. Raw and industrial, yet contemporary and tactile, the ARNO offers a new option to workplace lighting. Thanks to its superb build quality, excellent performance, and high visual comfort it is a perfect linear LED lighting system for stimulating working environments and schemes looking to achieve LG7 compliance.

Used as an individual task luminaire above workstations, or a continuous linear lighting system, the ARNO adds a contemporary feel to any workplace or architectural spaces, creating clean lines of light.

### PRODUCT CODE

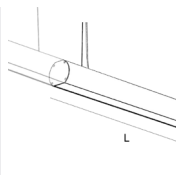
#### ARNO SUSPENDED DIRECT

<b>l (mm)</b>		
<b>HIGH EFFICIENCY</b>		
844	LED 1x19W / 1,749 lm*	63-E*1-F17-8**.*
1124	LED 1x25W / 2,332 lm*	63-E*1-F23-8**.*
1266	LED 1x28W / 2,623 lm*	63-E*1-F26-8**.*
1404	LED 1x31W / 2,914 lm*	63-E*1-F29-8**.*
1546	LED 1x34W / 3,206 lm*	63-E*1-F32-8**.*
1684	LED 1x38W / 3,497 lm*	63-E*1-F34-8**.*
2244	LED 1x50W / 4,663 lm*	63-E*1-F46-8**.*
<b>HIGH OUTPUT</b>		
844	LED 1x27W / 2,391 lm*	63-E*1-F24-8**.*
1124	LED 1x36W / 3,187 lm*	63-E*1-F31-8**.*
1266	LED 1x40W / 3,586 lm*	63-E*1-F35-8**.*
1404	LED 1x44W / 3,984 lm*	63-E*1-F39-8**.*
1546	LED 1x49W / 4,383 lm*	63-E*1-F43-8**.*
1684	LED 1x53W / 4,781 lm*	63-E*1-F47-8**.*
2244	LED 1x71W / 6,374 lm*	63-E*1-F63-8**.*



#### ARNO DIRECT END MODULES

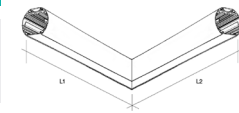
<b>l (mm)</b>		
<b>HIGH EFFICIENCY</b>		
844	LED 1x19W / 1,749 lm*	63-EA3*1-F17-8**.*
1124	LED 1x25W / 2,332 lm*	63-EA3*1-F23-8**.*
1266	LED 1x28W / 2,623 lm*	63-EA3*1-F26-8**.*
1404	LED 1x31W / 2,914 lm*	63-EA3*1-F29-8**.*
1546	LED 1x34W / 3,206 lm*	63-EA3*1-F32-8**.*
1684	LED 1x38W / 3,497 lm*	63-EA3*1-F34-8**.*
2244	LED 1x50W / 4,663 lm*	63-EA3*1-F46-8**.*
<b>HIGH OUTPUT</b>		
844	LED 1x27W / 2,391 lm*	63-EA3*1-F24-8**.*
1124	LED 1x36W / 3,187 lm*	63-EA3*1-F31-8**.*
1266	LED 1x40W / 3,586 lm*	63-EA3*1-F35-8**.*
1404	LED 1x44W / 3,984 lm*	63-EA3*1-F39-8**.*
1546	LED 1x49W / 4,383 lm*	63-EA3*1-F43-8**.*
1684	LED 1x53W / 4,781 lm*	63-EA3*1-F47-8**.*
2244	LED 1x71W / 6,374 lm*	63-EA3*1-F63-8**.*



#### RIGHT START 90° HORIZONTAL CORNER | DIRECT

<b>l (mm)</b>		
<b>HIGH EFFICIENCY</b>		
600x600	LED 1x25W / 2,332 lm*	63-EA5*1-F25-8**.*
600x600	LED 1x36W / 3,187 lm*	63-EA5*1-F30-8**.*

\*Not available with Asymmetric Reflector



#### OPTICS

MICROPRISMATIC	OPAL	ASYMMETRIC REFLECTOR	PR	63-E**.*.F**.*.g**.*.***
			OP	63-EA**.*.F**.*.g**.*.***
			AS	63-EA**.*.H**.*.F**.*.g**.*.***
				63-EA**.*.B**.*.F**.*.g**.*.***
				63-EB**.*.F**.*.g**.*.***

#### COLOUR TEMPERATURE

3000K	4000K	3000 K	63-E**.*.F**.*.g**.*.830**.*
		4000 K	63-EA**.*.F**.*.g**.*.830**.*
			63-E**.*.F**.*.g**.*.840**.*
			63-EA**.*.F**.*.g**.*.840**.*

\* Luminous Flux taken at 3000K

#### CONTROL

NON DIM	DALI DIM	TUNABLE WHITE	NON DIM	63-E**.*.F**.*.g**.*.k**.*
			DALI DIM	63-E**.*.F**.*.g**.*.j**.*
			T. WHITE	63-E**.*.F**.*.g**.*.h**.*
				63-EA**.*.F**.*.g**.*.h**.*

#### EMERGENCY

NO EMERGENCY	3 HOUR EMERGENCY	0 HR	63-E**.*.F**.*.g**.*.0**.*
		3 HR	63-EA**.*.F**.*.g**.*.0**.*
			63-E**.*.F**.*.g**.*.3**.*
			63-EA**.*.F**.*.g**.*.3**.*

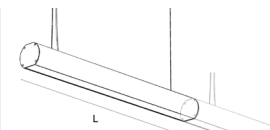
\*Integral Emergency dimensions above than 1266 mm

#### FINISH

BLACK	WHITE	GREY	BLACK	63-E**.*.F**.*.g**.*.D
			WHITE	63-EA**.*.F**.*.g**.*.D
			GREY	63-E**.*.F**.*.g**.*.C
				63-EA**.*.F**.*.g**.*.C
				63-E**.*.F**.*.g**.*.B
				63-EA**.*.F**.*.g**.*.B

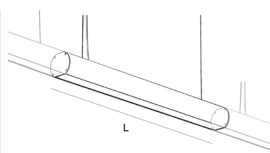
#### ARNO DIRECT START MODULES

<b>l (mm)</b>		
<b>HIGH EFFICIENCY</b>		
844	LED 1x19W / 1,749 lm*	63-EA1*1-F17-8**.*
1124	LED 1x25W / 2,332 lm*	63-EA1*1-F23-8**.*
1266	LED 1x28W / 2,623 lm*	63-EA1*1-F26-8**.*
1404	LED 1x31W / 2,914 lm*	63-EA1*1-F29-8**.*
1546	LED 1x34W / 3,206 lm*	63-EA1*1-F32-8**.*
1684	LED 1x38W / 3,497 lm*	63-EA1*1-F34-8**.*
2244	LED 1x50W / 4,663 lm*	63-EA1*1-F46-8**.*
<b>HIGH OUTPUT</b>		
844	LED 1x27W / 2,391 lm*	63-EA1*1-F24-8**.*
1124	LED 1x36W / 3,187 lm*	63-EA1*1-F31-8**.*
1266	LED 1x40W / 3,586 lm*	63-EA1*1-F35-8**.*
1404	LED 1x44W / 3,984 lm*	63-EA1*1-F39-8**.*
1546	LED 1x49W / 4,383 lm*	63-EA1*1-F43-8**.*
1684	LED 1x53W / 4,781 lm*	63-EA1*1-F47-8**.*
2244	LED 1x71W / 6,374 lm*	63-EA1*1-F63-8**.*



#### ARNO DIRECT CENTRAL MODULES

<b>l (mm)</b>		
<b>HIGH EFFICIENCY</b>		
844	LED 1x19W / 1,749 lm*	63-EA2*1-F17-8**.*
1124	LED 1x25W / 2,332 lm*	63-EA2*1-F23-8**.*
1266	LED 1x28W / 2,623 lm*	63-EA2*1-F26-8**.*
1404	LED 1x31W / 2,914 lm*	63-EA2*1-F29-8**.*
1546	LED 1x34W / 3,206 lm*	63-EA2*1-F32-8**.*
1684	LED 1x38W / 3,497 lm*	63-EA2*1-F34-8**.*
2244	LED 1x50W / 4,663 lm*	63-EA2*1-F46-8**.*
<b>HIGH OUTPUT</b>		
844	LED 1x27W / 2,391 lm*	63-EA2*1-F24-8**.*
1124	LED 1x36W / 3,187 lm*	63-EA2*1-F31-8**.*
1266	LED 1x40W / 3,586 lm*	63-EA2*1-F35-8**.*
1404	LED 1x44W / 3,984 lm*	63-EA2*1-F39-8**.*
1546	LED 1x49W / 4,383 lm*	63-EA2*1-F43-8**.*
1684	LED 1x53W / 4,781 lm*	63-EA2*1-F47-8**.*
2244	LED 1x71W / 6,374 lm*	63-EA2*1-F63-8**.*



# ARNO SUSPENDED

## Performance Driven Tubular Profile



### PRODUCT DESCRIPTION

<b>MOUNTING</b>	SUSPENDED
<b>LIGHT SOURCE</b>	LED
<b>LIGHT DISTRIBUTION</b>	DIRECT-INDIRECT
<b>MATERIALS</b>	ALUMINIUM

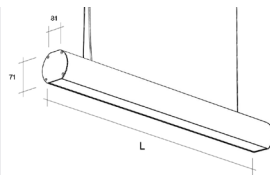
Introducing the concept of blending the task lighting with industrial design, the ARNO Suspended is the ultimate performance driven tubular profile. Designed with minimalism and industrial style in mind, the ARNO is first of its kind. Raw and industrial, yet contemporary and tactile, the ARNO offers a new option to workplace lighting. Thanks to its superb build quality, excellent performance, and high visual comfort it is a perfect linear LED lighting system for stimulating working environments and schemes looking to achieve LG7 compliance.

Used as an individual task luminaire above workstations, or a continuous linear lighting system, the ARNO adds a contemporary feel to any workplace or architectural spaces, creating clean lines of light.

### PRODUCT CODE

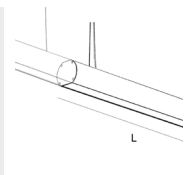
#### ARNO SUSPENDED DIRECT-INDIRECT

<b>l (mm)</b>		<b>HIGH EFFICIENCY</b>	
844	LED 1x34W / 3,596 lm*	63-E*3-F35-8**.*.*	
1124	LED 1x47W / 4,691 lm*	63-E*3-F46-8**.*.*	
1266	LED 1x50W / 5,003 lm*	63-E*3-F51-8**.*.*	
1404	LED 1x59W / 5,941 lm*	63-E*3-F59-8**.*.*	
1546	LED 1x62W / 6,254 lm*	63-E*3-F62-8**.*.*	
1684	LED 1x71W / 7,192 lm*	63-E*3-F71-8**.*.*	
2244	LED 1x96W / 10,150 lm*	63-E*3-F10-8**.*.*	
<b>HIGH OUTPUT</b>			
844	LED 1x49W / 4,703 lm*	63-E*3-F47-8**.*.*	
1124	LED 1x66W / 6,413 lm*	63-E*3-F64-8**.*.*	
1266	LED 1x71W / 6,840 lm*	63-E*3-F68-8**.*.*	
1404	LED 1x84W / 8,123 lm*	63-E*3-F81-8**.*.*	
1546	LED 1x88W / 8,550 lm*	63-E*3-F85-8**.*.*	
1684	LED 1x102W / 9,832 lm*	63-E*3-F98-8**.*.*	
2244	LED 1x137W / 13,252 lm*	63-E*3-F13-8**.*.*	



#### ARNO DIRECT - INDIRECT END MODULES

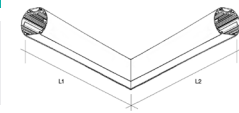
<b>l (mm)</b>		<b>HIGH EFFICIENCY</b>	
844	LED 1x34W / 3,596 lm*	63-EA3*3-F35-8**.*.*	
1124	LED 1x47W / 4,691 lm*	63-EA3*3-F46-8**.*.*	
1266	LED 1x50W / 5,003 lm*	63-EA3*3-F51-8**.*.*	
1404	LED 1x59W / 5,941 lm*	63-EA3*3-F59-8**.*.*	
1546	LED 1x62W / 6,254 lm*	63-EA3*3-F62-8**.*.*	
1684	LED 1x71W / 7,192 lm*	63-EA3*3-F71-8**.*.*	
2244	LED 1x96W / 10,150 lm*	63-EA3*3-F10-8**.*.*	
<b>HIGH OUTPUT</b>			
844	LED 1x49W / 4,703 lm*	63-EA3*3-F47-8**.*.*	
1124	LED 1x66W / 6,413 lm*	63-EA3*3-F64-8**.*.*	
1266	LED 1x71W / 6,840 lm*	63-EA3*3-F68-8**.*.*	
1404	LED 1x84W / 8,123 lm*	63-EA3*3-F81-8**.*.*	
1546	LED 1x88W / 8,550 lm*	63-EA3*3-F85-8**.*.*	
1684	LED 1x102W / 9,832 lm*	63-EA3*3-F98-8**.*.*	
2244	LED 1x137W / 13,252 lm*	63-EA3*3-F13-8**.*.*	



#### RIGHT START 90° HORIZONTAL CORNER | DIRECT - INDIRECT

<b>l (mm)</b>		<b>HIGH EFFICIENCY</b>	
600x600	LED 1x47W / 4,691 lm*	63-EA5*3-F45-8**.*.*	
600x600	LED 1x66W / 6,413 lm*	63-EA5*3-F50-8**.*.*	

\*Not available with Asymmetric Reflector



#### OPTICS

MICROPRISMATIC	OPAL	ASYMMETRIC REFLECTOR	PR	63-E**.*.F**.*.8**.*.*
			OP	63-EA**.*.F**.*.8**.*.*
			AS	63-EA**.*.H**.*.F**.*.8**.*.*
				63-EA**.*.B**.*.F**.*.8**.*.*
				63-E**.*.F**.*.8**.*.*

#### COLOUR TEMPERATURE

3000K	4000K	3000 K	63-E**.*.F**.*.830**.*.*
		4000 K	63-EA**.*.F**.*.830**.*.*
			63-E**.*.F**.*.840**.*.*
			63-EA**.*.F**.*.840**.*.*

\* Luminous Flux taken at 3000K

#### CONTROL

NON DIM	DALI DIM	TUNABLE WHITE	NON DIM	63-E**.*.F**.*.8**.*.*
			DALI DIM	63-EA**.*.F**.*.8**.*.*
				63-E**.*.F**.*.8**.*.*
			T. WHITE	63-E**.*.F**.*.8**.*.*
				63-EA**.*.F**.*.8**.*.*

#### EMERGENCY

NO EMERGENCY	3 HOUR EMERGENCY	0 HR	63-E**.*.F**.*.8**.*.*0*
		3 HR	63-EA**.*.F**.*.8**.*.*0*
			63-E**.*.F**.*.8**.*.*3*
			63-EA**.*.F**.*.8**.*.*3*

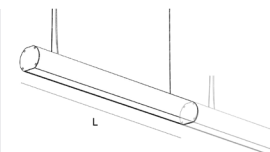
\*Integral Emergency dimensions above than 1266 mm

#### FINISH

BLACK	WHITE	GREY	BLACK	63-E**.*.F**.*.8**.*.*.D
			WHITE	63-EA**.*.F**.*.8**.*.*.D
				63-E**.*.F**.*.8**.*.*.C
			GREY	63-EA**.*.F**.*.8**.*.*.C
				63-E**.*.F**.*.8**.*.*.B
				63-EA**.*.F**.*.8**.*.*.B

#### ARNO DIRECT - INDIRECT START MODULES

<b>l (mm)</b>		<b>HIGH EFFICIENCY</b>	
844	LED 1x34W / 3,596 lm*	63-EA1*3-F35-8**.*.*	
1124	LED 1x47W / 4,691 lm*	63-EA1*3-F46-8**.*.*	
1266	LED 1x50W / 5,003 lm*	63-EA1*3-F51-8**.*.*	
1404	LED 1x59W / 5,941 lm*	63-EA1*3-F59-8**.*.*	
1546	LED 1x62W / 6,254 lm*	63-EA1*3-F62-8**.*.*	
1684	LED 1x71W / 7,192 lm*	63-EA1*3-F71-8**.*.*	
2244	LED 1x96W / 10,150 lm*	63-EA1*3-F10-8**.*.*	
<b>HIGH OUTPUT</b>			
844	LED 1x49W / 4,703 lm*	63-EA1*3-F47-8**.*.*	
1124	LED 1x66W / 6,413 lm*	63-EA1*3-F64-8**.*.*	
1266	LED 1x71W / 6,840 lm*	63-EA1*3-F68-8**.*.*	
1404	LED 1x84W / 8,123 lm*	63-EA1*3-F81-8**.*.*	
1546	LED 1x88W / 8,550 lm*	63-EA1*3-F85-8**.*.*	
1684	LED 1x102W / 9,832 lm*	63-EA1*3-F98-8**.*.*	
2244	LED 1x137W / 13,252 lm*	63-EA1*3-F13-8**.*.*	



#### ARNO DIRECT - INDIRECT CENTRAL MODULES

<b>l (mm)</b>		<b>HIGH EFFICIENCY</b>	
842	LED 1x34W / 3,596 lm*	63-EA2*3-F35-8**.*.*	
1122	LED 1x47W / 4,691 lm*	63-EA2*3-F46-8**.*.*	
1266	LED 1x50W / 5,003 lm*	63-EA2*3-F51-8**.*.*	
1402	LED 1x59W / 5,941 lm*	63-EA2*3-F59-8**.*.*	
1546	LED 1x62W / 6,254 lm*	63-EA2*3-F62-8**.*.*	
1682	LED 1x71W / 7,192 lm*	63-EA2*3-F71-8**.*.*	
2242	LED 1x96W / 10,150 lm*	63-EA2*3-F10-8**.*.*	
<b>HIGH OUTPUT</b>			
842	LED 1x49W / 4,703 lm*	63-EA2*3-F47-8**.*.*	
1122	LED 1x66W / 6,413 lm*	63-EA2*3-F64-8**.*.*	
1266	LED 1x71W / 6,840 lm*	63-EA2*3-F68-8**.*.*	
1402	LED 1x84W / 8,123 lm*	63-EA2*3-F81-8**.*.*	
1546	LED 1x88W / 8,550 lm*	63-EA2*3-F85-8**.*.*	
1682	LED 1x102W / 9,832 lm*	63-EA2*3-F98-8**.*.*	
2242	LED 1x137W / 13,252 lm*	63-EA2*3-F13-8**.*.*	

