

ARNO SURFACE

Performance Driven Tubular Profile

PRODUCT DESCRIPTION

MOUNTING	SURFACE
LIGHT SOURCE	LED
LIGHT DISTRIBUTION	DIRECT
MATERIALS	ALUMINIUM

Introducing the concept of blending the task lighting with industrial design, the ARNO Surface is the ultimate performance driven tubular profile. Designed with minimalism and industrial style in mind, the ARNO is the first of its kind. Raw and industrial, yet contemporary and tactile, the ARNO offers a new option to workplace lighting. Thanks to its superb build quality, excellent performance, and high visual comfort it is a perfect linear LED lighting system for stimulating working environments and schemes looking to achieve LG7 compliance.

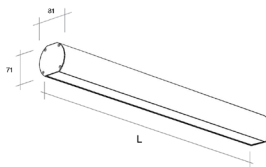
Used as an individual task luminaire above workstations, or as a continuous linear lighting system, the ARNO adds a contemporary feel to any workplace or architectural spaces, creating clean lines of light.

First in its class, the ARNO is not just about being office lighting in a different body. Also available as surface mounted and offering 3 different types of diffusers, the ARNO presents a welcome change to the usual linear LED lighting. A true all-rounder, it is equally at home in an office and as linear architectural lighting.

PRODUCT CODE

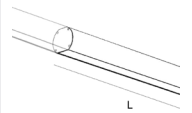
ARNO SURFACE DIRECT

I (mm)		HIGH EFFICIENCY	
844	LED 1x19W / 1,749 lm*	63-F*1-F17-8**.*.*	
1124	LED 1x25W / 2,332 lm*	63-F*1-F23-8**.*.*	
1266	LED 1x28W / 2,623 lm*	63-F*1-F26-8**.*.*	
1404	LED 1x31W / 2,914 lm*	63-F*1-F29-8**.*.*	
1546	LED 1x34W / 3,206 lm*	63-F*1-F32-8**.*.*	
1684	LED 1x38W / 3,497 lm*	63-F*1-F34-8**.*.*	
2244	LED 1x50W / 4,663 lm*	63-F*1-F46-8**.*.*	
HIGH OUTPUT			
844	LED 1x27W / 2,391 lm*	63-F*1-F24-8**.*.*	
1124	LED 1x36W / 3,187 lm*	63-F*1-F31-8**.*.*	
1266	LED 1x40W / 3,586 lm*	63-F*1-F35-8**.*.*	
1404	LED 1x44W / 3,984 lm*	63-F*1-F39-8**.*.*	
1546	LED 1x49W / 4,383 lm*	63-F*1-F43-8**.*.*	
1684	LED 1x53W / 4,781 lm*	63-F*1-F47-8**.*.*	
2244	LED 1x71W / 6,374 lm*	63-F*1-F63-8**.*.*	



ARNO DIRECT END MODULES

I (mm)		HIGH EFFICIENCY	
844	LED 1x19W / 1,749 lm*	63-FA3*1-F17-8**.*.*	
1124	LED 1x25W / 2,332 lm*	63-FA3*1-F23-8**.*.*	
1266	LED 1x28W / 2,623 lm*	63-FA3*1-F26-8**.*.*	
1404	LED 1x31W / 2,914 lm*	63-FA3*1-F29-8**.*.*	
1546	LED 1x34W / 3,206 lm*	63-FA3*1-F32-8**.*.*	
1684	LED 1x38W / 3,497 lm*	63-FA3*1-F34-8**.*.*	
2244	LED 1x50W / 4,663 lm*	63-FA3*1-F46-8**.*.*	
HIGH OUTPUT			
844	LED 1x27W / 2,391 lm*	63-FA3*1-F24-8**.*.*	
1124	LED 1x36W / 3,187 lm*	63-FA3*1-F31-8**.*.*	
1266	LED 1x40W / 3,586 lm*	63-FA3*1-F35-8**.*.*	
1404	LED 1x44W / 3,984 lm*	63-FA3*1-F39-8**.*.*	
1546	LED 1x49W / 4,383 lm*	63-FA3*1-F43-8**.*.*	
1684	LED 1x53W / 4,781 lm*	63-FA3*1-F47-8**.*.*	
2244	LED 1x71W / 6,374 lm*	63-FA3*1-F63-8**.*.*	



RIGHT START 90° HORIZONTAL CORNER | DIRECT

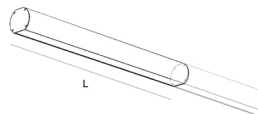
I (mm)		HIGH EFFICIENCY	
600x600	LED 1x25W / 2,588 lm*	63-FA5*1-F25-8**.*.*	
600x600	LED 1x37W / 3,503 lm*	63-FA5*1-F30-8**.*.*	

*Not available with Asymmetric Reflector



ARNO DIRECT START MODULES

I (mm)		HIGH EFFICIENCY	
844	LED 1x19W / 1,749 lm*	63-FA1*1-F17-8**.*.*	
1124	LED 1x25W / 2,332 lm*	63-FA1*1-F23-8**.*.*	
1266	LED 1x28W / 2,623 lm*	63-FA1*1-F26-8**.*.*	
1404	LED 1x31W / 2,914 lm*	63-FA1*1-F29-8**.*.*	
1546	LED 1x34W / 3,206 lm*	63-FA1*1-F32-8**.*.*	
1684	LED 1x38W / 3,497 lm*	63-FA1*1-F34-8**.*.*	
2244	LED 1x50W / 4,663 lm*	63-FA1*1-F46-8**.*.*	
HIGH OUTPUT			
844	LED 1x27W / 2,391 lm*	63-FA1*1-F24-8**.*.*	
1124	LED 1x36W / 3,187 lm*	63-FA1*1-F31-8**.*.*	
1266	LED 1x40W / 3,586 lm*	63-FA1*1-F35-8**.*.*	
1404	LED 1x44W / 3,984 lm*	63-FA1*1-F39-8**.*.*	
1546	LED 1x49W / 4,383 lm*	63-FA1*1-F43-8**.*.*	
1684	LED 1x53W / 4,781 lm*	63-FA1*1-F47-8**.*.*	
2244	LED 1x71W / 6,374 lm*	63-FA1*1-F63-8**.*.*	



OPTICS

MICROPRISMATIC	OPAL	ASYMMETRIC REFLECTOR	PR	63-F**.*.F**.*.8**.*.*
			OP	63-FA**.*.F**.*.8**.*.*
			AS	63-FA**.*.F**.*.8**.*.*

COLOUR TEMPERATURE

3000K	4000K	3000 K	63-F**.*.F**.*.830**.*.*
		4000 K	63-FA**.*.F**.*.830**.*.*
			63-F**.*.F**.*.840**.*.*
			63-FA**.*.F**.*.840**.*.*

* Luminous Flux taken at 3000K

CONTROL

NON DIM	DALI DIM	TUNABLE WHITE	NON DIM	63-F**.*.F**.*.8**.*.*
			DALI DIM	63-FA**.*.F**.*.8**.*.*
				63-F**.*.F**.*.8**.*.*
			T. WHITE	63-FA**.*.F**.*.8**.*.*

EMERGENCY

NO EMERGENCY	3 HOUR EMERGENCY	0 HR	63-F**.*.F**.*.8**.*.0.*
		3 HR	63-FA**.*.F**.*.8**.*.0.*
			63-F**.*.F**.*.8**.*.3.*
			63-FA**.*.F**.*.8**.*.3.*

*Integral Emergency dimensions above than 1266 mm

FINISH

BLACK	WHITE	GREY	BLACK	63-F**.*.F**.*.8**.*.*-D
			WHITE	63-FA**.*.F**.*.8**.*.*-D
			GREY	63-F**.*.F**.*.8**.*.*-C
				63-FA**.*.F**.*.8**.*.*-C
				63-F**.*.F**.*.8**.*.*-B
				63-FA**.*.F**.*.8**.*.*-B

ARNO DIRECT CENTRAL MODULES

I (mm)		HIGH EFFICIENCY	
844	LED 1x19W / 1,749 lm*	63-FA2*1-F17-8**.*.*	
1124	LED 1x25W / 2,332 lm*	63-FA2*1-F23-8**.*.*	
1266	LED 1x28W / 2,623 lm*	63-FA2*1-F26-8**.*.*	
1404	LED 1x31W / 2,914 lm*	63-FA2*1-F29-8**.*.*	
1546	LED 1x34W / 3,206 lm*	63-FA2*1-F32-8**.*.*	
1684	LED 1x38W / 3,497 lm*	63-FA2*1-F34-8**.*.*	
2244	LED 1x50W / 4,663 lm*	63-FA2*1-F46-8**.*.*	
HIGH OUTPUT			
844	LED 1x27W / 2,391 lm*	63-FA2*1-F24-8**.*.*	
1124	LED 1x36W / 3,187 lm*	63-FA2*1-F31-8**.*.*	
1266	LED 1x40W / 3,586 lm*	63-FA2*1-F35-8**.*.*	
1404	LED 1x44W / 3,984 lm*	63-FA2*1-F39-8**.*.*	
1546	LED 1x49W / 4,383 lm*	63-FA2*1-F43-8**.*.*	
1684	LED 1x53W / 4,781 lm*	63-FA2*1-F47-8**.*.*	
2244	LED 1x71W / 6,374 lm*	63-FA2*1-F63-8**.*.*	

